AMC PLUS
Automation Center

線性模組產品目錄

LINEAR ACTUATOR CATALOG

深圳.天幕智研

AMC PLUS

Automation Center

經營理念 · Business philosophy

誠品至臻　服務至誠

Professional products Sincere service

客戶同體

We work with customers

共創價值

Create value together

深圳 · 天幕智研

產品線索引

PRODUCT INDEX







產品線索引

PRODUCT INDEX





AMC PLUS
Automation Center

台規半密螺杆直綫模組規格索引

TW. SEMI-SEALED SPINDLE AXES LINEAR ACTUATOR INDEX

使用環境 UseWhere	傳動方式 DrivenMode	產品規格 Model Specification	馬達容量 Motor Output(w)	本體寬幅 Width(mm)	位置重復精度 Repeatability(mm)	螺杆規格(C7級) Ball Screw Spec 外徑 Outer Diameter(mm)	導程 Lead(mm)	最大可搬重量 Maximum Payload(kg) 水平使用 Horizontal	側掛 Sidehang	垂直 Vertical	最高速度 Maximum Speed	標准行程及直綫模組最高速度 Stroke (mm) & Maximum Speed (mm/s) 50	100	150	200	250	300	350	400	450	500	550	600	650	700	750	800	850	900	950	1000	1050	1100	1150	1200	1250	1300	1350	1400	1450	1500	頁數 Page
一般環境 Standard Environment	滾珠螺杆 Ball Screw	AMCS-10	200/400	102	±0.01 / ±0.005	16	05	15	12	6	250	250															225	220	175	150	125	100										24
							10				500	500															450	400	350	300	250	200										
							20				1000	1000															900	800	700	600	500	400										
		AMCS-13	400	135-2個滑塊	±0.01 / ±0.005	16 / 20	05	30	15	10	250	250															225	220	175	150	125	100										28
							10				500	500															450	400	350	300	250	200										
							20				1000	1000															900	800	700	600	500	400										
		AMCS-14		135-4個滑塊			05	85	40	20	250	250															225	220	175	150	125	100										
							10				500	500															450	400	350	300	250	200										
							20				1000	1000															900	800	700	600	500	400										
							40				2000	2000															1440	1280	1120	960	800	640										
		AMCS-17	750	170	±0.01 / ±0.005	25	05	110	70	35	250	250																	225	200	175	150										34
							10				500	500																	450	400	350	300										
							25				1250	1250																	900	800	700	600										
		AMCS-22	750	220	±0.01 / ±0.005	25 /32	05	140	90	60	250	250																	225	200	175	150	125	100								38
							10				500	500																	450	400	350	300	250	200								
							25				1000	1000																	900	800	700	600	500	400								
							32				1600	1600																	1440	1280	1120	960	800	640								

台規全密螺杆直綫模組規格索引

TW. SEALED SPINDLE AXES LINEAR ACTUATOR INDEX

使用環境 UseWhere	傳動方式 DrivenMode	產品規格 Model Specification	馬達容量 Motor Output(w)	本體寬幅 Width(mm)	位置重復精度 Repeatability(mm)	螺杆規格(C7級) Ball Screw Spec 外徑 Outer Diameter(mm)	導程 Lead(mm)	最大可搬重量 Maximum Payload(kg) 水平使用 Horizontal	側掛 Sidehang	垂直 Vertical	最高速度 Maximum Speed	標准行程及直綫模組最高速度 Stroke (mm) & Maximum Speed (mm/s) 50	100	150	200	250	300	350	400	450	500	550	600	650	700	750	800	850	900	950	1000	1050	1100	1150	1200	1250	1300	1350	1400	1450	1500	頁數 Page
防塵環境 Dustproof Environment	滾珠螺杆 Ball Screw	AMCS-10D	200/400	102	±0.01 / ±0.005	16	05	15	12	6	250	250															225	220	175	150	125	100										44
							10				500	500															450	400	350	300	250	200										
							20				1000	1000															900	800	700	600	500	400										
		AMCS-14D	400	135-4個滑塊	±0.01 / ±0.005	16 / 20	05	80	40	20	250	250															225	220	175	150	125	100										48
							10				500	500															450	400	350	300	250	200										
							20				1000	1000															900	800	700	600	500	400										
							40				2000	2000															1440	1280	1120	960	800	640										
		AMCS-17D	750	170	±0.01 / ±0.005	25	05	110	70	35	250	250																	225	200	175	150										52
							10				500	500																	450	400	350	300										
							25				1250	1250																	900	800	700	600										
		AMCS-22D	750	220	±0.01 / ±0.005	25 / 32	05	140	90	60	250	250																	225	200	175	150	125	100								56
							10				500	500																	450	400	350	300	250	200								
							25				1000	1000																	900	800	700	600	500	400								
							32				1600	1600																	1440	1280	1120	960	800	640								

台規半密式同步帶直綫模組規格索引

TW. SEMI-SEALED TOOTHED BELT AXES LINEAR ACTUATOR INDEX

使用環境 UseWhere	傳動方式 DrivenMode	產品型 Model Specification	馬達容量 Motor Output(w)	本體寬幅 Width(mm)	位置重復精度 Repeatability(mm)	同步帶規格 Toothed Belt Spec. 齒形齒鋸 Level	同步帶規格 Toothed Belt Spec. 導程 Lead(mm)	最大可搬重量 Maximum Payload(kg) 水平使用 Horizontal	最大可搬重量 Maximum Payload(kg) 側掛 Sidehang	最高速度 Maximum Speed	標准行程及直綫模組最高速度 Stroke (mm) & Maximum Speed (mm/s)	頁數 Page
一般環境 Standard Environment	時規皮帶 Timing Belt	AMCT-10	100	102	±0.04	STD 3 M 15 x 3	32	10	8	1600	1600	62
		AMCT-14	400	135-4個滑塊	±0.04	STD 5 M 25 x 3	40	30	12	2000	2000	68
		AMCT-17	750	170	±0.04	STD 5 M 30 x 5	40	45	25	2000	2000	74
		AMCT-22	750	220	±0.04	STD 5 M 50 x 5	40	100	50	2000	2000	80

台規全密式同步帶直綫模組規格索引

TW. SEALED TOOTHED BELT AXES LINEAR ACTUATOR INDEX

使用環境 UseWhere	傳動方式 DrivenMode	產品規格 Model Specification	馬達容量 Motor Output(w)	本體寬幅 Width(mm)	位置重復精度 Repeatability(mm)	同步帶規格 Toothed Belt Spec. 齒形齒鋸 Level	同步帶規格 Toothed Belt Spec. 導程 Lead(mm)	最大可搬重量 Maximum Payload(kg) 水平使用 Horizontal	最大可搬重量 Maximum Payload(kg) 側掛 Sidehang	最高速度 Maximum Speed	標准行程及直綫模組最高速度 Stroke (mm) & Maximum Speed (mm/s)	頁數 Page
防塵環境 Dustproof Environment	時規皮帶 Timing Belt	AMCT-10D	100	102	±0.04	STD 3 M 15 x 3	32	10	8	1600	1600	88
		AMCT-14D	400	135-4個滑塊	±0.04	STD 5 M 25 x 3	40	30	12	2000	2000	94
		AMCT-17D	750	170	±0.04	STD 5 M 30 x 5	40	45	25	2000	2000	100
		AMCT-22D	750	220	±0.04	STD 5 M 50 x 5	40	100	50	2000	2000	106

日規半密螺杆直綫模組規格索引

JP. SEMI-SEALED SPINDLE AXES LINEAR ACTUATOR INDEX

使用環境 UseWhere	傳動方式 DrivenMode	產品規格 Model Specification	馬達容量 Motor Output(w)	本體寬幅 Width(mm)	位置重復精度 Repeatability(mm)	螺杆規格(C7級) Ball Screw Spec 外徑 Outer Diameter(mm)	導程 Lead(mm)	最大可搬重量 Maximum Payload(kg) 水平使用 Horizontal	側掛 Sidehang	垂直 Vertical	最高速度 Maximum Speed	標準行程及直线模组最高速度 Stroke (mm) & Maximum Speed (mm/s) 50	100	200	300	400	500	600	700	800	900	1000	1100	1200	1300	1400	1500	1600	1700	1800	1900	2000	頁數 Page
一般環境 Standard Environment	滾珠螺杆 Ball Screw	AMCS-70	200/400	70	±0.01 / ±0.005	16	05	15	12	6	250		250	227	181	148	123	104															114
							10				500		500	453	362	296	247	208															
							20				1000		1000	907	725	592	493	417															
		AMCS-100	200/400	100	±0.01 / ±0.005	16	05	30	15	10	250		250	234	187	152	126	107															118
							10				500		500	469	373	304	253	213															
							20				1000		1000	937	747	608	505	427															
		AMCS-134	400	134	±0.01 / ±0.005	16 / 20	05	85	40	20	250		250	238	195	163	138	119	103	90	80	71											122
							10				500		500	476	390	326	277	237	206	181	159	142											
							20				1000		1000	952	781	652	553	475	412	361	319	284											
							40				2000		2000	1904	1562	1305	1106	950	824	722	638	567											
		AMCS-178	750	178	±0.01 / ±0.005	25	05	110	70	35	250		250		235	197	168	144	126	110	98	87	78	70	64	58	53						126
							10				500		500		470	394	335	289	251	220	195	174	156	141	127	116	106						
							25				1250		1250		1179	986	838	722	628	551	488	434	390	351	318	290	265						
		AMCS-202	750	202	±0.01 / ±0.005	32	05	140	90	60	250		250			218	187	162	142	125	111	100	90	81	74	67	62						130
							10				500		500			435	373	323	283	250	222	199	178	162	147	135	123						
							25				1000		1000			869	746	647	566	500	444	398	358	324	295	269	247						
							32				1600		1600			1391	1193	1035	906	800	711	637	573	519	472	431	395						

日規全密螺杆直綫模組規格索引

JP. SEALED SPINDLE AXES LINEAR ACTUATOR INDEX

使用環境 UseWhere	傳動方式 DrivenMode	產品規格 Model Specification	馬達容量 Motor Output(w)	本體寬幅 Width(mm)	位置重復精度 Repeatability(mm)	螺杆規格(C7級) Ball Screw Spec 外徑 Outer Diameter(mm)	導程 Lead(mm)	最大可搬重量 Maximum Payload(kg) 水平使用 Horizontal	側掛 Sidehang	垂直 Vertical	最高速度 Maximum Speed	標準行程及直线模组最高速度 Stroke (mm) & Maximum Speed (mm/s) 50	100	200	300	400	500	600	700	800	900	1000	1100	1200	1300	1400	1500	1600	1700	1800	1900	2000	頁數 Page
防塵環境 Dustproof Environment	滾珠螺杆 Ball Screw	AMCS-70D	200/400	70	±0.01 / ±0.005	16	05	15	12	6	250		250	227	181	148	123	104															136
							10				500		500	453	362	296	247	208															
							20				1000		1000	907	725	592	493	417															
		AMCS-100D	200/400	100	±0.01 / ±0.005	16	05	30	15	10	250		250	234	187	152	126	107															140
							10				500		500	469	373	304	253	213															
							20				1000		1000	937	747	608	505	427															
		AMCS-134D	400	134	±0.01 / ±0.005	16 / 20	05	80	40	20	250		250	238	195	163	138	119	103	90	80	71											144
							10				500		500	476	390	326	277	237	206	181	159	142											
							20				1000		1000	952	781	652	553	475	412	361	319	284											
							40				2000		2000	1904	1562	1305	1106	950	824	722	638	567											
		AMCS-178D	750	178	±0.01 / ±0.005	25	05	110	70	35	250		250		235	197	168	144	126	110	98	87	78	70	64	58	53						148
							10				500		500		470	394	335	289	251	220	195	174	156	141	127	116	106						
							25				1250		1250		1179	986	838	722	628	551	488	434	390	351	318	290	265						
		AMCS-202D	750	202	±0.01 / ±0.005	32	05	140	90	60	250		250			218	187	162	142	125	111	100	90	81	74	67	62						152
							10				500		500			435	373	323	283	250	222	199	178	162	147	135	123						
							25				1000		1000			869	746	647	566	500	444	398	358	324	295	269	247						
							32				1600		1600			1391	1193	1035	906	800	711	637	573	519	472	431	395						

日規半密式同步帶直綫模組規格索引

JP. SEMI-SEALED TOOTHED BELT AXES LINEAR ACTUATOR INDEX

使用環境 UseWhere	傳動方式 DrivenMode	產品規格 Model Specification	馬達容量 Motor Output(w)	本體寬幅 Width(mm)	位置重復精度 Repeatability(mm)	同步帶規格 Toothed Belt Spec. 齒形齒鋸 Level	同步帶規格 Toothed Belt Spec. 導程 Lead(mm)	最大可搬重量 Maximum Payload(kg) 水平使用 Horizontal	最大可搬重量 Maximum Payload(kg) 側掛 Sidehang	最高速度 Maximum Speed	標準行程及電缸最高速度 Stroke (mm) & Maximum Speed (mm/s)	頁數 Page
一般環境 Standard Environment	時規皮帶 Timing Belt	AMCT-70	200/400	70	±0.04	STD 3 M 15 x 3	90	10	8	4500	4500	158
		AMCT-100	200/400	100	±0.04	STD 5 M 15 x 3	90	15	10	4500	4500	164
		AMCT-134	750	134	±0.04	STD 5 M 25 x 3	120	30	15	5000	5000	170
		AMCT-178	750	178	±0.04	STD 5 M 30 x 5	120	45	25	5000	5000	176
		AMCT-202	750	202	±0.04	STD 5 M 45 x 5	120	100	50	5000	5000	182

日規全密式同步帶直綫模組規格索引

JP. SEALED TOOTHED BELT AXES LINEAR ACTUATOR INDEX

使用環境 UseWhere	傳動方式 DrivenMode	產品規格 Model Specification	馬達容量 Motor Output(w)	本體寬幅 Width(mm)	位置重復精度 Repeatability(mm)	同步帶規格 Toothed Belt Spec. 齒形齒鋸 Level	同步帶規格 Toothed Belt Spec. 導程 Lead(mm)	最大可搬重量 Maximum Payload(kg) 水平使用 Horizontal	最大可搬重量 Maximum Payload(kg) 側掛 Sidehang	最高速度 Maximum Speed	標準行程及電缸最高速度 Stroke (mm) & Maximum Speed (mm/s)	頁數 Page
防塵環境 Dustproof Environment	時規皮帶 Timing Belt	AMCT-70D	200/400	70	±0.04	STD 3 M 15 x 3	90	10	8	4500	4500	190
		AMCT-100D	200/400	100	±0.04	STD 5 M 15 x 3	90	15	10	4500	4500	196
		AMCT-134D	400	134	±0.04	STD 5 M 25 x 3	120	30	15	5000	5000	202
		AMCT-178D	750	178	±0.04	STD 5 M 30 x 5	120	45	25	5000	5000	208
		AMCT-202D	750	202	±0.04	STD 5 M 45 x 5	120	100	50	5000	5000	214

軌道內嵌式螺杆滑台模組規格索引

RAIL EMBEDDED SCREW SLIDE MODULE INDEX

使用環境 UseWhere	傳動方式 DrivenMode	產品規格 Model Specification	馬達容量 Motor Output(w)	本體寬幅 Width(mm)	位置重復精度 Repeatability(mm)	螺杆規格(C7級) Ball Screw Spec 外徑 Outer Diameter(mm)	導程 Lead(mm)	最大可搬重量 Maximum Payload(kg) 水平使用 Horizontal	垂直 Vertical	最高速度 Maximum Speed	標準行程及直线模组最高速度 Stroke (mm) & Maximum Speed (mm/s)	頁數 Page
防塵環境 Dustproof Environment	滚珠螺杆 Ball Screw	AMCA-5	100	54	±0.01	12	2	30	10	100	50 100 150 200 250 300 350 400 450 500 550 600 650 700 750 800 850 900 950 1000 1050 1100 1150 1200 1250 1300 1350 100 90 80 70 60	222
							5	30	10	250	250 270 200 175 150	
							10	15	5	500	500 450 400 350 300	
							20	10	2.5	1000	1000 900 800 700 600	
		AMCA-8	200/400	82	±0.01	16	5	50	15	250	250 225 200 175 150 120 100 75	226
							10	30	8	500	500 450 400 350 300 250 200 150	
							20	18	3	1000	1000 900 800 700 600 500 400 300	
		AMCA-12	400	120	±0.01	16	5	110	33	250	250 225 200 175 167 157 150 133 125 117	230
							10	80	22	500	500 450 400 350 333 317 300 267 250 233	
							20	40	10	1000	1000 900 800 700 667 633 600 533 500 467	
							32	30	8	1600	1600 1440 1280 1120 1067 1013 900 853 800 747	

KK模組規格索引

KK MODULE INDEX

使用環境 UseWhere	傳動方式 DrivenMode	產品規格 Model Specification		馬達容量 Motor Output(w)	本體寬幅 Width(mm)	基本動額定負荷（N） 滑座A	滑座S	基本靜額定負荷（N） 滑座A	滑座S	定位重現性	定位精度	行走平行度	最大啓動扭力（N-cm）	容許靜力矩 俯仰Mp（N-m） 滑座A1	滑座A2	滑座S1	滑座S2	偏擺My（N-m） 滑座A1	滑座A2	滑座S1	滑座S2	滾動MR（N-m） 滑座A1	滑座A2	滑座S1	滑座S2	頁數 Page
一般環境 Standard Environment	滚珠螺杆 Ball Screw	AMCK-5002	精密級	100	50	8007	-	12916	-	±0.003	0.02	0.01	4	116	545	-	-	116	545	-	-	222	444	-	-	236
			一般級							±0.01	-	-	2													
		AMCK-6005	精密級	200	60	13230	7173	21462	11574	±0.003	0.02	0.01	15	152	760	72	367	152	760	72	367	419	838	241	482	240
			一般級							±0.01	-	-	7													
		AMCK-6010	精密級			13230	7173	21462	11574	±0.003	0.025	0.015	15	152	760	72	367	152	760	72	367	419	838	241	482	
			一般級							±0.01	-	-	7													
		AMCK-8610	精密級	200	86	31458	21051	50764	29475	±0.003	0.025	0.015	15	622	3050	228	1309	622	3050	228	1309	1507	3014	847	1694	244
			一般級							±0.01	-	-	10													
		AMCK-8620	精密級			31458	21051	50764	29475	±0.003	0.02	0.015	17	622	3050	228	1309	622	3050	228	1309	1507	3014	847	1694	
			一般級							±0.01	-	-	10													

歐規螺杆導軌外置直綫模組規格索引

EU. SPINDLE AXES EXTERNAL GUIDE LINEAR ACTUATOR INDEX

使用環境 UseWhere	傳動方式 DrivenMode	產品規格 Model Specification	馬達容量 Motor Output(w)	本體寬幅 Width(mm)	位置重復精度 Repeatability(mm)	螺杆規格(C7級) Ball Screw Spec		最大可搬重量 Maximum Payload(kg)		最高速度 Maximum Speed	標準行程及直线模组最高速度 Stroke (mm) & Maximum Speed (mm/s)	頁數 Page
						外徑 Outer Diameter(mm)	導程 Lead(mm)	側掛 Sidehang	垂直 Vertical		20 30 50 100 200 300 400 500 600 700 800 900 1000 1100 1200 1300 1400 1500 1600 1700 1800 1900 2000	
一般環境 Standard Environment	滚珠螺杆 Ball Screw	AMCS-40E	400	40	±0.02	16	10	30	12	500	500 460 379 317	250
			750				20			1000	1000 921 758 635	

歐規螺杆導軌內置直綫模組規格索引

EU. SPINDLE AXES INTERNAL GUIDE LINEAR ACTUATOR INDEX

使用環境 UseWhere	傳動方式 DrivenMode	產品規格 Model Specification	馬達容量 Motor Output(w)	本體寬幅 Width(mm)	位置重復精度 Repeatability(mm)	螺杆規格(C7級) Ball Screw Spec		最大可搬重量 Maximum Payload(kg)			最高速度 Maximum Speed	標準行程及直线模组最高速度 Stroke (mm) & Maximum Speed (mm/s)	頁數 Page
						外徑 Outer Diameter(mm)	導程 Lead(mm)	水平使用 Horizontal	側掛 Sidehang	垂直 Vertical		20 30 50 100 200 300 400 500 600 700 800 900 1000 1100 1200 1300 1400 1500 1600 1700 1800 1900 2000	
一般環境 Standard Environment	滚珠螺杆 Ball Screw	AMCS-80i	750	80	±0.01 / ±0.005	20	05	50	25	12	250	250 239 196 164 139 119 103 90 80 71	256
							10				500	500 478 392 327 277 238 207 181 160 142	
							20				1000	1000 956 784 655 555 476 413 362 320 284	
		AMCS-112i	750	112	±0.01 / ±0.005	25	05	100	60	30	250	250 225 189 162 139 122 107 95 85 76 69 62 57 52	260
							10				500	500 450 379 323 279 243 214 190 169 152 137 124 113 104	
							25				1250	1250 1125 947 808 697 608 535 474 423 380 343 311 284 260	

歐規導軌外置同步帶模組規格索引

EU. EXTERNAL GUIDE TOOTHED BELT AXES LINEAR MODULE INDEX

使用環境 UseWhere	傳動方式 DrivenMode	產品規格 Model Specification	馬達容量 Motor Output(w)	本體寬幅 Width(mm)	位置重復精度 Repeatability(mm)	同步帶規格 Toothed Belt Spec.		最大可搬重量 Maximum Payload(kg)		最高速度 Maximum Speed	標準行程及電缸最高速度 Stroke (mm) & Maximum Speed (mm/s)	頁數 Page
						等級 Level	導程 Lead(mm)	水平使用 Horizontal	側掛 Sidehang		100 150 200 250 300 400 500 600 700 800 900 1000 2000 3000 4000 5000 6000 7000 8000 9000 10000 11000 12000	
一般環境 Standard Environment	時規皮帶 Timing Belt	AMCT-40E	200	40	±0.1	STD-5 M 25 x 5	100	20	10	5000	5000	266
			400					30	15		5000	
			750					40	20		5000	

歐規導軌內置同步帶模組規格索引

EU.INTERNAL GUIDE TOOTHED BELT AXES LINEAR MODULE

使用環境 UseWhere	傳動方式 DrivenMode	產品規格 Model Specification	馬達容量 Motor Output(w)	本體寬幅 Width(mm)	位置重復精度 Repeatability(mm)	同步帶規格 Toothed Belt Spec.		最大可搬重量 Maximum Payload(kg)		最高速度 Maximum Speed	標準行程及電缸最高速度 Stroke (mm) & Maximum Speed (mm/s)	頁數 Page
						齒形齒鋸 Level	導程 Lead(mm)	水平使用 Horizontal	側掛 Sidehang		100 150 200 250 300 400 500 600 700 800 900 1000 2000 3000 4000 5000 6000 7000 8000 9000 10000 11000 12000	
一般環境 Standard Environment	時規皮帶 Timing Belt	AMCT-80i	750	80	±0.1	STD-5 M 30 x 5	200	70	50	5000	5000	280
		AMCT-112i	1000中慣量	112		STD-5M 45 x 6	220	120	80		5000	284

歐規導軌防塵型同步帶模組規格索引

EU. DUSTPROOF TYPE GUIDE TOOTHED BELT AXES LINEAR MODULE

使用環境 UseWhere	傳動方式 DrivenMode	產品規格 Model Specification	馬達容量 Motor Output(w)	本體寬幅 Width(mm)	位置重復精度 Repeatability(mm)	同步帶規格 Toothed Belt Spec.		最大可搬重量 Maximum Payload(kg)		最高速度 Maximum Speed	標準行程及電缸最高速度 Stroke (mm) & Maximum Speed (mm/s)	頁數 Page
						齒形齒鋸 Level	導程 Lead(mm)	水平使用 Horizontal	側掛 Sidehang		100 150 200 250 300 400 500 600 700 800 900 1000 2000 3000 4000 5000 6000 7000 8000 9000 10000 11000 12000	
防塵環境 Dustproof Environment	時規皮帶 Timing Belt	AMCT-80D	750	80	±0.1	STD-5 M 30 x 5	170	70	50	5000	2000	290
		AMCT-112D	1000中慣量	112		STD-5 M 45 x 6	200	120	80		2000	294

輕載型活塞杆電動缸規格索引

COMPACT SPINDLE DRIVE CYLINDER ACTUATOR INDEX

使用環境 UseWhere	傳動方式 DrivenMode	產品規格 Model Specification	馬達容量 Motor Output(w)	活塞桿旋轉最大角度 Max. Piston Rod Rotate Angle	本體寬幅 Width(mm)	重复定位精度 Rep. Accuracy (mm)	螺杆規格(C7級) Ball Screw Spec 直徑 Diameter (mm)	導程 Pitch (mm)	最大負載 Max. Load (kg)	最高速度 Max Speed (mm/s)	標準行程及直线模组最高速度 Stroke (mm) & Maximum Speed (mm/s) 50	100	150	200	250	300	350	400	450	500	550	600	650	700	750	800	850	900	950	1000	頁數 Page
一般環境 Standard Environment	滾珠螺杆 Ball Screw	AMCC-16	28步進	±0.3°	34	±0.02	08	02	8	40	20																				300
			50							100	100																				
		AMCC-16L	28步進	±0.06°	34					100	60																				304
			50					06		120	100																				
		AMCC-16R	28步進	±0.06°	34					300	20																				308
			50								100																				
		AMCC-25	42步進	±0.3°	43	±0.02	12	05	20	50	50																				312
			100							250	250																				
		AMCC-25L	42步進	±0.06°	43					250	50																				316
			100					10		100	250																				
		AMCC-25R	42步進	±0.06°	43					500	50																				320
			100								250																				
		AMCC-32	57步進	±0.3°	51	±0.02	12	05	40	50	50																				324
			200							250	250																				
		AMCC-32L	57步進	±0.06°	51					250	50																				328
			200					10		200	250																				
		AMCC-32R	57步進	±0.06°	51					500	50																				332
			200								250																				

標准型活塞杆電動缸規格索引

STANDARD SPINDLE DRIVE CYLINDER ACTUATOR INDEX

使用環境 UseWhere	傳動方式 DrivenMode	產品規格 Model Specification	馬達容量 Motor Output(w)	活塞桿旋轉最大角度 Max. Piston Rod Rotate Angle	本體寬幅 Width(mm)	位置重復精度 Repeatability(mm)	螺杆規格(C7級) Ball Screw Spec 直徑 Diameter (mm)	導程 Pitch (mm)	最大負載 Maximum Load (kg)	最高速度 Max Speed (mm/s)	50	100	150	200	300	400	500	600	700	800	900	1000	1100	1200	1300	1400	1500	1600	1700	1800	1900	頁數 Page
一般環境 Standard Environment	滾珠螺杆 Ball Screw	AMCE-40	100	±0.3°	53	±0.02 / ±0.01	12	05	40	250	250			230	140	94	67															338
			200								250			230	140	94	67															
			400								250			230	140	94	67															
			100					10		500	500			461	280	187	134															
			200								500			461	280	187	134															
			400								500			461	280	187	134															
		AMCE-50	400	±0.3°	65	±0.02 / ±0.01	16	05	100	250	250				159	109	79	60	47	38												342
			750								250				159	109	79	60	47	38												
			400					10		500	500				318	218	158	120	94	76												
			750								500				318	218	158	120	94	76												
		AMCE-63	750	±0.3°	75	±0.02 / ±0.01	25	05	300	250	250					175	129	98	78	63	52	44	37	32								346
								10		500	500					351	257	197	156	126	104	87	74	64								
								25		1250	1250					877	643	492	388	314	259	218	186	160								
		AMCE-80	1000 中慣量	±0.3°	92	±0.02 / ±0.01	25	05	800	250	250				240	168	124	95	75	61	51	43	36	31								350
			1500 中慣量								250				240	168	124	95	75	61	51	43	36	31								
			1000 中慣量					10		500	500				479	335	247	190	151	122	101	85	73	63								
			1500 中慣量								500				479	335	247	190	151	122	101	85	73	63								
			1000 中慣量					25		1250	1250				1198	838	618	475	376	306	253	213	182	157								
			1500 中慣量								1250				1198	838	618	475	376	306	253	213	182	157								
		AMCE-100	1000 中慣量	±0.3°	110	±0.02 / ±0.01	32	05	1000*	250	250					181	136	106	85	70	58	49	42	36								354
			1000 低慣量								250					181	136	106	85	70	58	49	42	36								
			1500 中慣量					10		500	500					383	273	213	170	139	116	96	84	72								
			1500 低慣量								500					383	273	213	170	139	116	96	84	72								

滾珠式重載型活塞杆電動缸規格索引

HEAVY DUTY CYLINDER ACTUATOR BALL SCREW DRIVE INDEX

使用環境 UseWhere	傳動方式 DrivenMode	產品規格 Model Specification	馬達容量 Motor Output(w)	活塞桿旋轉最大角度 Max. Piston Rod Rotate Angle	本體寬幅 Width(mm)	位置重復精度 Repeatability(mm))	螺杆規格(C7級) Ball Screw Spec 直徑 Diameter (mm)	螺杆規格(C7級) Ball Screw Spec 導程 Pitch (mm)	最大負載 Maximum Load (kg)	最高速度 Max Speed (mm/s)	標準行程及電缸最高速度 Stroke (mm) & Maximum Speed (mm/s) 50	100	200	300	400	500	600	700	800	900	1000	1100	1200	頁數 Page
一般環境 Standard Environment	滾珠螺杆 Ball Screw	AMCP-100	2000	±0.3°	138	±0.02	40	10	3000	60	500				401	306	242	105	101	135				360
			3000							100	500				401	306	242	105	101	135				

*需搭配減速機使用 Must cooperate with reducer

行星滾柱式重載型活塞杆電動缸規格索引

HEAVY DUTY CYLINDER ACTUATOR PLANETARY SCREW DRIVE INDEX

使用環境 UseWhere	傳動方式 DrivenMode	產品規格 Model Specification	馬達容量 Motor Output(w)	活塞桿旋轉最大角度 Max. Piston Rod Rotate Angle	本體寬幅 Width(mm)	位置重復精度 Repeatability(mm))	螺杆規格(C7級) Ball Screw Spec 直徑 Diameter (mm)	螺杆規格(C7級) Ball Screw Spec 導程 Pitch (mm)	最大負載 Maximum Load (kg)	最高速度 Max Speed (mm/s)	標準行程及電缸最高速度 Stroke (mm) & Maximum Speed (mm/s) 100	200	300	400	500	600	頁數 Page
一般環境 Standard Environment	行星滾珠絲杆 Planetary Ball Screw	AMCG-100	5000	±0.3°	135	±0.005	30	10	10,000	100	100						364
										50	50						
		AMCG-125	9000	±0.3°	165	±0.005	39	10	15,000	100	100						368
										50	50						
		AMCG-160	11000	±0.3°	230	±0.005	48	15	25,000	75	75						372
										37.5	37.5						

*需搭配減速機使用 Must cooperate with reducer

MEMO

滑台系列

AMCS Series

台規半密式螺杆直線模组

TW. SEMI-SEALEDSPINDLE AXES LINEAR MODULE

CONTENTS

一般環境 / 螺杆式樣 Standard/Ball Screw

AMCS-10	本體寬幅 Width	102mm
	最大行程 Max.stroke	1050mm
	最大負載 Max.load	15kg
AMCS-13	本體寬幅 Width	135mm
	最大行程 Max.stroke	1050mm
	最大負載 Max.load	30kg
AMCS-14	本體寬幅 Width	135mm
	最大行程 Max.stroke	1050mm
	最大負載 Max.load	85kg
AMCS-17	本體寬幅 Width	170mm
	最大行程 Max.stroke	1250mm
	最大負載 Max.load	110kg
AMCS-22	本體寬幅 Width	220mm
	最大行程 Max.stroke	1500mm
	最大負載 Max.load	140kg

TW 台規半密式螺杆直線模組

TW. SEMI-SEALED SPINDLE AXES LINEAR MODULE

AMCS-10

此圖僅供參考，出貨規格詳見尺寸圖面

The picture is just for the reference. Please check the the actual dimensions on the drawing.

型號表示方式 Ordering Method

AMCS - 10 - L10 - 500 - CM - M40 - O3 - OS - 0000

本體型號 Model

模組寬度 Module width

10	102mm

導程 Lead

5	5mm
10	10mm
20	20mm

行程 Stroke

50-1050mm

50間隔 50 mm Pitch

※行程50限定只能安裝2組光電。
Limitations while stroke is 50 only install 2 sets of optoelectronics.

馬達安裝位置 Motor Position

CM	直接安裝 Direct Installation
DM	下側間接 Downside Parallel
LM	左側間接 Leftside Parallel
RM	右側間接 Rightside Parallel

馬達廠牌、功率 Motor Brand、Power Output

M	三菱 Mitsubishi	20	200W
P	松下 Yaskawa	40	400W
T	台達 Delta	75	-
J	杰美康 Jemelkang	1.0	-
H	匯川 Inovance	2.0	-

感應器 Limit Sensor

外掛型 Out Side	
3	3只 3 PCS
4	4只 4 PCS
無SENSOR No Sensor	

特注式樣 Special Order No.

注油系列 Oiling systemy

配有注油 Equipped with oiling
無 SENSOR No Sensor

產品基本規格 Specification

馬達輸出 Motor Power (W)		200 / 400		
額定扭矩 Torque (Nm)		0.64 / 1.27		
螺桿等級 Ball Screw Level		C7轉造 / C5研磨 Rolled Ball Screw / Ground Ball Screw		
重複定位精度 Rep. Accuracy (mm)		±0.01 / ±0.005		
螺桿規格 Ball Screw Spec.	Φ16	05	10	20
額定推力 Nominal Thrust (N)	200 W	680	340	170
	400 W	1360	640	340
最高速度 Max. Speed (mm/s)		250	500	1000
行程範圍 Stroke Range (mm)		100...1050 / 50 間隔 Pitch		

最大負載值 Max. Load (kg)	水平 Horizontal	15
	側掛 Sidehang	12
	垂直 Vertical	6
導軌規格 Guide Spec.		W20×H15
光電開關 Optical Proximity Sensor		PM-T45

光電開關接綫圖 Optiacal Proximity Sensor Wiring Diagram

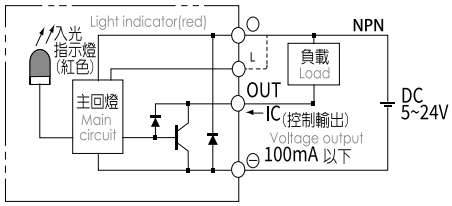

容許負載力距表 Allowable Overhang

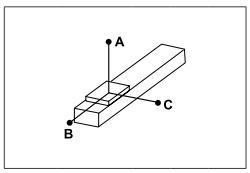

(單位 Unit : mm)

水平安裝 Horizontal Installation		A	B	C
導程5 Lead	30kg	540	40	40
	40kg	390	20	20
	50kg	290	20	20
導程 10 Lead	15kg	520	80	80
	25kg	290	40	40
	30kg	240	30	30
導程 20 Lead	5kg	670	220	190
	15kg	330	100	90
	18kg	170	55	40

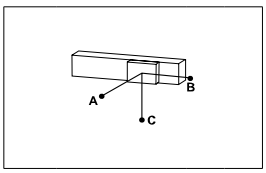

(單位 Unit : mm)

側掛安裝 Sidehang Installation		A	B	C
導程5 Lead	25kg	50	50	640
	35kg	30	30	450
	50kg	20	20	290
導程 10 Lead	10kg	120	130	770
	20kg	50	60	380
	30kg	30	30	240
導程 20 Lead	6kg	150	180	560
	12kg	70	80	270
	18kg	40	50	170

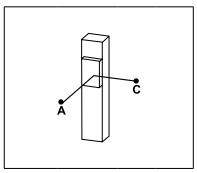

(單位 Unit : mm)

垂直安裝 Vertical Installation		A	C
導程5 Lead	5kg	300	300
	8kg	190	190
	12kg	120	120
導程 10 Lead	4kg	340	340
	8kg	170	170
	-kg	-	
導程 20 Lead	2kg	540	540
	3kg	360	360
	-kg	-	

靜態容許負載慣量 Static Loading Moment

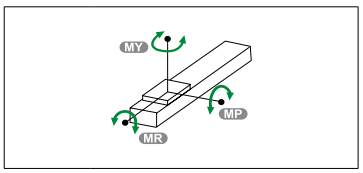

(單位 Unit : N.m)

MY	110
MP	110
MR	120

※力距表所表示的數據，代表重心。
The torque value in the chart indicate the center of gravity。
※倒吊使用無法套用標準規範，如有需求請洽詢我司業務。
Data information is not for ceiling-mount inverse use.Contact us for the details if you want to apply ceiling-mount inverse usage.

常用伺服電機尺寸參考數據 Common servo motor size reference data

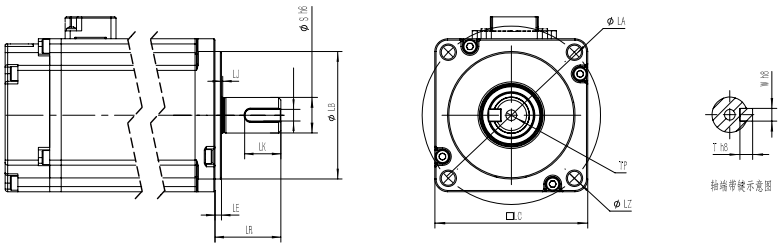

功率(W) Power Output	品牌 Motor Brand	識別代號 Identification code	S	LR	LA	W	LZ	LB	LE
200W	三菱 Mitsubishi	M	14	30	70	5	M5	50	3
200W	松下 Yaskawa	P	11	30	70	4（深2.5）	M4	50	3
200W	台達 Delta	T	11	30	70	4（深3.0）	M5	50	3
200W	杰美康 Jiemeikang	J	14	30	70	5	M5	50	3
200W	匯川 Inovance	H	11	30	70	5	M5	50	3
400W	三菱 Mitsubishi	M	14	30	70	5	M5	50	3
400W	松下 Yaskawa	P	14	30	70	5（深3.0）	M4	50	3
400W	台達 Delta	T	14	30	70	5（深3.0）	M5	50	3
400W	杰美康 Jiemeikang	J	14	30	70	5	M5	50	3
400W	匯川 Inovance	H	14	30	70	5	M5	50	3

馬達直接安裝/馬達下側間接按裝
Motor Direct Installation / Motor Downside Parallel Installation

CM 馬達直接安裝 Motor Direct Installation

單位 Unit: mm

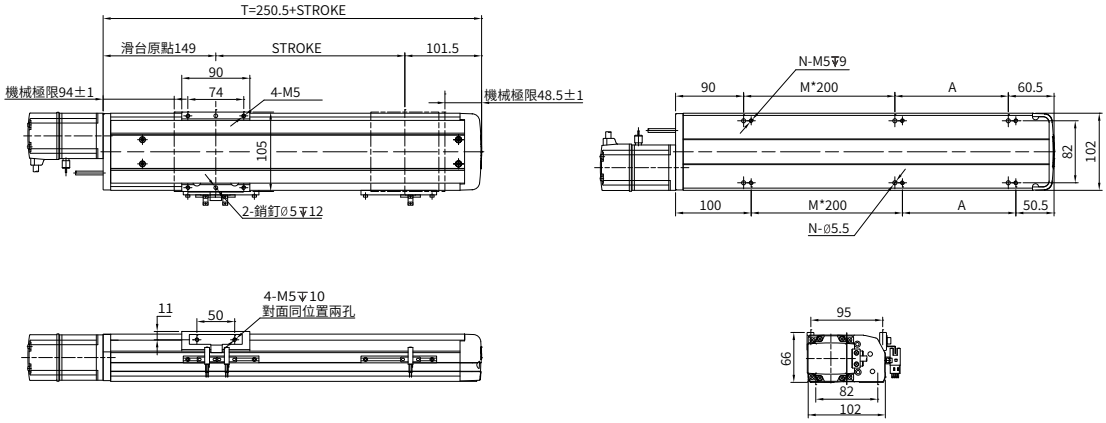

行程 Stroke	50	100	150	200	250	300	350	400	450	500	550	600	650	700	750	800	850	900	950	1000	1050
T	300.5	350.5	400.5	450.5	500.5	550.5	600.5	650.5	700.5	750.5	800.5	850.5	900.5	950.5	1000.5	1050.5	1100.5	1150.5	1200.5	1250.5	1300.5
A	150	200	50	100	150	200	50	100	150	200	50	100	150	200	50	100	150	200	50	100	150
M	0	0	1	1	1	1	2	2	2	2	3	3	3	3	4	4	4	4	5	5	5
N	4	4	6	6	6	6	8	8	8	8	10	10	10	10	12	12	12	12	14	14	14
重量 Weight (kg)	4.94	5.32	5.7	6.08	6.79	6.84	7.22	7.6	7.98	8.36	8.74	9.12	9.5	9.88	10.26	10.64	11.02	11.4	11.78	12.16	12.54

DM 馬達下側間接按裝 Motor Downside Parallel Installation

單位 Unit: mm

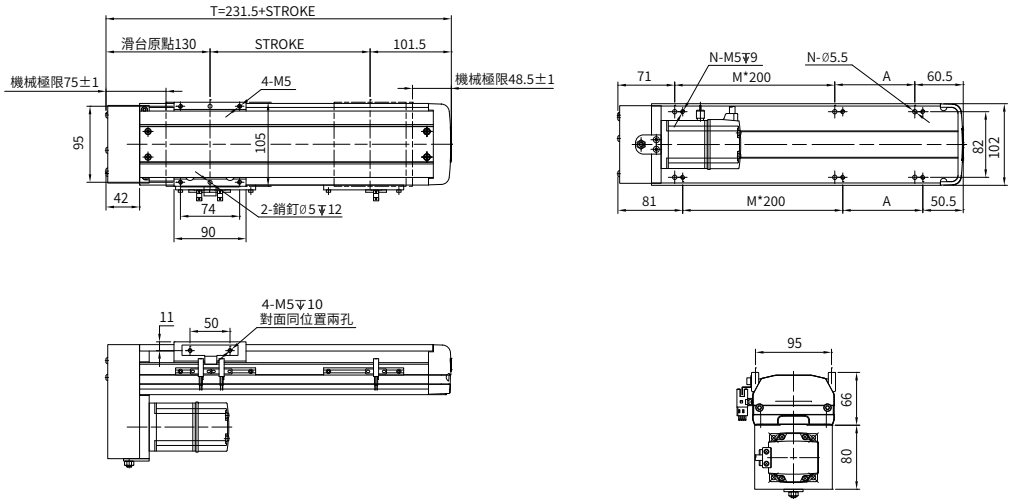

行程 Stroke	50	100	150	200	250	300	350	400	450	500	550	600	650	700	750	800	850	900	950	1000	1050
T	281.5	331.5	381.5	431.5	481.5	531.5	581.5	631.5	681.5	731.5	781.5	831.5	881.5	931.5	981.5	1031.5	1081.5	1131.5	1181.5	1231.5	1281.5
A	150	200	50	100	150	200	50	100	150	200	50	100	150	200	50	100	150	200	50	100	150
M	0	0	1	1	1	1	2	2	2	2	3	3	3	3	4	4	4	4	5	5	5
N	4	4	6	6	6	6	8	8	8	8	10	10	10	10	12	12	12	12	14	14	14
重量 Weight (kg)	5.11	5.52	5.93	6.32	6.71	7.1	7.49	7.88	8.27	8.66	9.05	9.44	9.83	10.22	10.61	11	11.39	11.78	12.17	12.56	12.95

馬達左側間接安裝/馬達右側間接安裝
Motor Leftside Parallel Installation / Motor Rightside Parallel Installation

LM 馬達左側間接安裝 Motor Leftside Parallel Installation

單位 Unit: mm

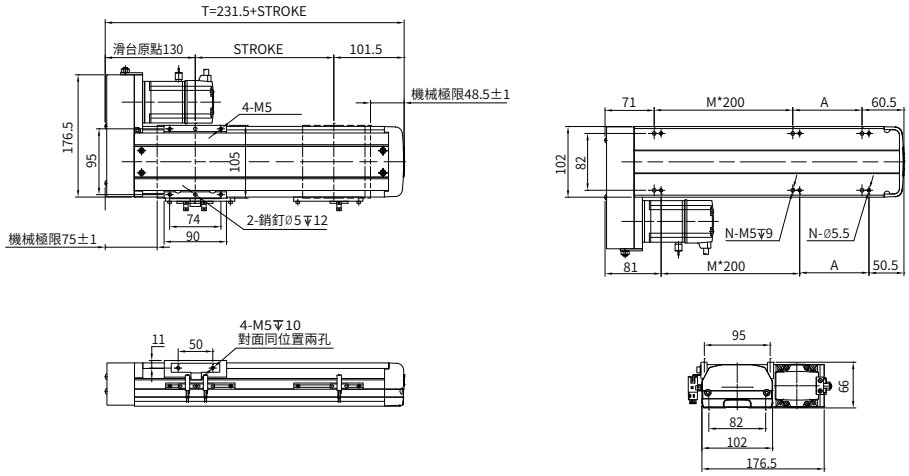

行程 Stroke	50	100	150	200	250	300	350	400	450	500	550	600	650	700	750	800	850	900	950	1000	1050
T	281.5	331.5	381.5	431.5	481.5	531.5	581.5	631.5	681.5	731.5	781.5	831.5	881.5	931.5	981.5	1031.5	1081.5	1131.5	1181.5	1231.5	1281.5
A	150	200	50	100	150	200	50	100	150	200	50	100	150	200	50	100	150	200	50	100	150
M	0	0	1	1	1	1	2	2	2	2	3	3	3	3	4	4	4	4	5	5	5
N	4	4	6	6	6	6	8	8	8	8	10	10	10	10	12	12	12	12	14	14	14
重量 Weight (kg)	5.11	5.52	5.93	6.32	6.71	7.1	7.49	7.88	8.27	8.66	9.05	9.44	9.83	10.22	10.61	11	11.39	11.78	12.17	12.56	12.95

RM 馬達右側間接安裝 Motor Rightside Parallel Installation

單位 Unit: mm

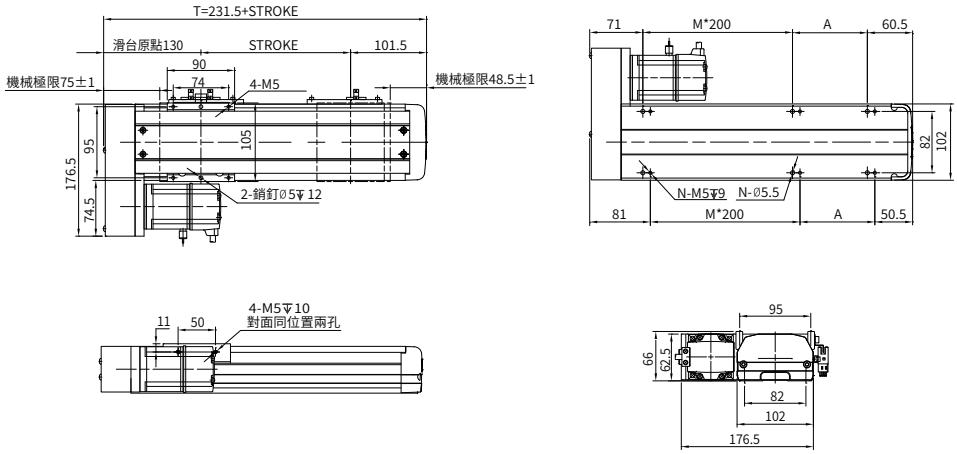

行程 Stroke	50	100	150	200	250	300	350	400	450	500	550	600	650	700	750	800	850	900	950	1000	1050
T	281.5	331.5	381.5	431.5	481.5	531.5	581.5	631.5	681.5	731.5	781.5	831.5	881.5	931.5	981.5	1031.5	1081.5	1131.5	1181.5	1231.5	1281.5
A	150	200	50	100	150	200	50	100	150	200	50	100	150	200	50	100	150	200	50	100	150
M	0	0	1	1	1	1	2	2	2	2	3	3	3	3	4	4	4	4	5	5	5
N	4	4	6	6	6	6	8	8	8	8	10	10	10	10	12	12	12	12	14	14	14
重量 Weight (kg)	5.11	5.52	5.93	6.32	6.71	7.1	7.49	7.88	8.27	8.66	9.05	9.44	9.83	10.22	10.61	11	11.39	11.78	12.17	12.56	12.95

本圖面僅供參考用途，實際尺寸皆以實際提供之2D/3D圖紙為準 This drawing is for reference only. The actual dimensions are based on the actual 2D / 3D drawings provided.

TW 台規半密式螺杆直線模組

TW. SEMI-SEALED SPINDLE AXES LINEAR MODULE

AMCS-13/14

此圖僅供參考，出貨規格詳見尺寸圖面

The picture is just for the reference. Please check the the actual dimensions on the drawing.

型號表示方式 Ordering Method

AMCS - 13 - L10 - 500 - CM - M40 - O3 - OS - 0000

本體型號 Model

模組寬度 Module width

13	135mm-2個滑塊
14	135mm-4個滑塊

導程 Lead

5	5mm
10	10mm
20	20mm
40	40mm

行程 Stroke

50-1050mm

50間隔 50 mm Pitch

※行程50限定只能安裝2組光電。
Limitations while stroke is 50 only install 2 sets of optoelectronics.

馬達安裝位置 Motor Position

CM	直接安裝 Direct Installation
DM	下側間接 Downside Parallel
LM	左側間接 Leftside Parallel
RM	右側間接 Rightside Parallel

馬達廠牌、功率 Motor Brand、Power Output

M	三菱 Mitsubishi	20	-
P	松下 Yaskawa	40	400W
T	台達 Delta	75	-
J	杰美康 Jiemeikang	1.0	-
H	匯川 Inovance	2.0	-

感應器 Limit Sensor

	外掛型 Out Side
3	3只 3 PCS
4	4只 4 PCS
	無SENSOR No Sensor

注油系列 Oiling systemy

配有注油 Equipped with oiling
無 SENSOR No Sensor

特注式樣 Special Order No.

產品基本規格 Specification

馬達輸出 Motor Power (W)		400			
額定扭矩 Torque (Nm)		1.27			
螺桿等級 Ball Screw Level		C7轉造 / C5研磨 Rolled Ball Screw / Ground Ball Screw			
重複定位精度 Rep. Accuracy (mm)		±0.01 / ±0.005			
螺桿規格 Ball Screw Spec.	Φ20	05	10	20	40
額定推力 Nominal Thrust (N)		1360	680	340	170
最高速度 Max. Speed (mm/s)		250	500	1000	2000
行程範圍 Stroke Range (mm)		50...1050 / 50 間隔 Pitch			

最大負載值 Max. Load (kg)	水平 Horizontal	135 2個滑塊	55	135 4個滑塊	85
	側掛 Sidehang		30		40
	垂直 Vertical		15		20
導軌規格 Guide Spec.		W15×H12.5			
光電開關 Optical Proximity Sensor		PM-T45			

光電開關接綫圖 Optiacal Proximity Sensor Wiring Diagram

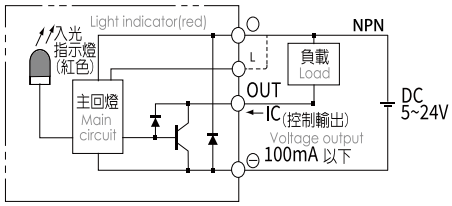

容許負載力距表 Allowable Overhang

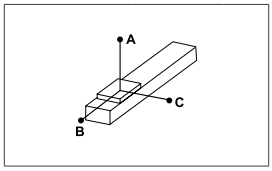

(單位 Unit : mm)

水平安裝 Horizontal Installation		A	B	C
導程 5 Lead	40kg	760	60	220
	55kg	550	40	150
	70kg	420	30	110
導程 10 Lead	25kg	580	90	270
	35kg	410	60	190
	47kg	290	40	130
導程 20/40 Lead	6kg	1000	350	700
	15kg	410	130	270
	24kg	250	80	160

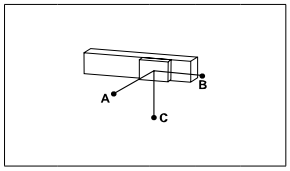

(單位 Unit : mm)

側掛安裝 Sidehang Installation		A	B	C
導程 5 Lead	30kg	310	80	1060
	50kg	170	40	620
	70kg	110	30	420
導程 10 Lead	20kg	350	120	440
	30kg	220	70	480
	47kg	130	40	290
導程 20/40 Lead	5kg	850	420	1220
	12kg	340	170	520
	24kg	160	80	250

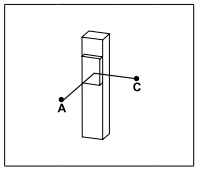

(單位 Unit : mm)

垂直安裝 Vertical Installation		A	C
導程 5 Lead	5kg	580	580
	11kg	260	260
	17kg	170	170
導程 10 Lead	4kg	640	640
	8kg	320	320
	12kg	210	210
導程 20/40 Lead	3kg	660	660
	6kg	330	330
	-	-	-

靜態容許負載慣量 Static Loading Moment

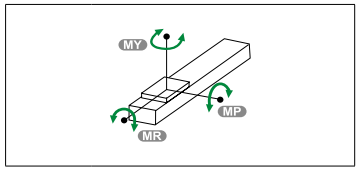

(單位 Unit : N.m)

MY	174
MP	175
MR	153

※力距表所表示的數據，代表重心。
The torque value in the chart indicate the center of gravity.
※倒吊使用無法套用標準規範，如有需求請洽詢我司業務。
Data information is not for ceiling-mount inverse use.Contact us for the details if you want to apply ceiling-mount inverse usage.

常用伺服電機尺寸參考數據 Common servo motor size reference data

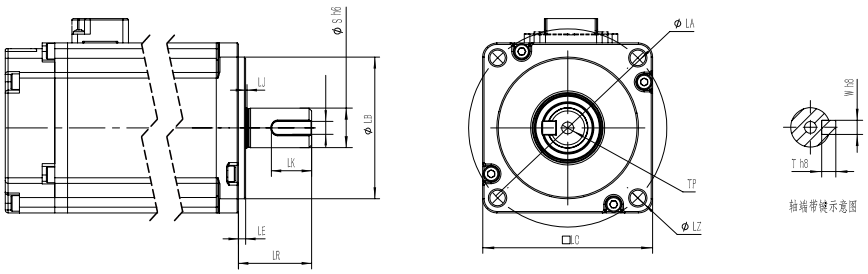

功率(W) Power Output	品牌 Motor Brand	識別代號 Identification code	S	LR	LA	W	LZ	LB	LE
400W	三菱 Mitsubishi	M	14	30	70	5	M5	50	3
400W	松下 Yaskawa	P	14	30	70	5（深3.0）	M4	50	3
400W	台達 Delta	T	14	30	70	5（深3.0）	M5	50	3
400W	杰美康 Jiemeikang	J	14	30	70	5	M5	50	3
400W	匯川 Inovance	H	14	30	70	5	M5	50	3

馬達直接安裝/馬達下側間接按裝
Motor Direct Installation / Motor Downside Parallel Installation

CM 馬達直接安裝 Motor Direct Installation

單位 Unit: mm

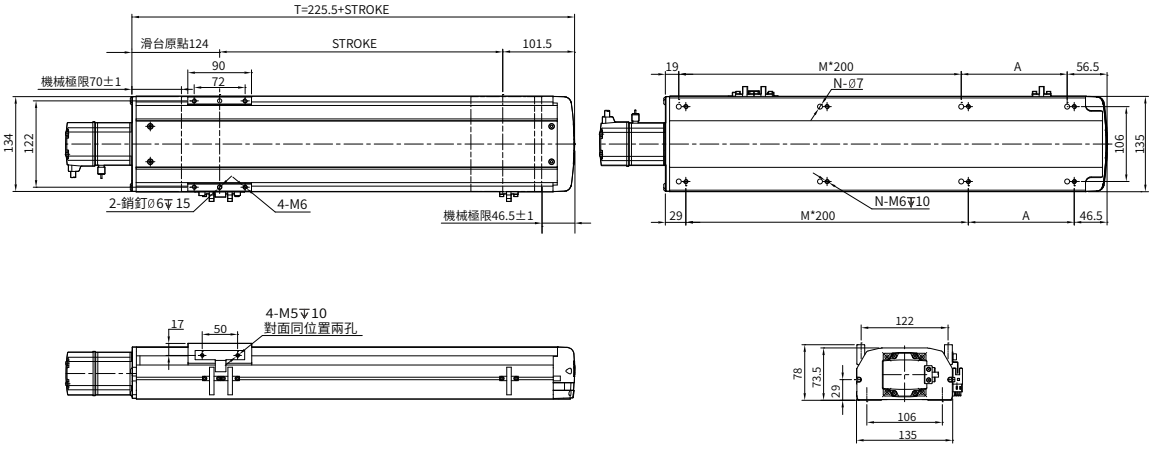

行程 Stroke	50	100	150	200	250	300	350	400	450	500	550	600	650	700	750	800	850	900	950	1000	1050
T	275.5	325.5	375.5	425.5	475.5	525.5	575.5	625.5	675.5	725.5	775.5	825.5	875.5	925.5	975.5	1025.5	1075.5	1125.5	1175.5	1225.5	1275.5
A	200	50	100	150	200	50	100	150	200	50	100	150	200	50	100	150	200	50	100	150	200
M	0	1	1	1	1	2	2	2	2	3	3	3	3	4	4	4	4	5	5	5	5
N	4	6	6	6	6	8	8	8	8	10	10	10	10	12	12	12	12	14	14	14	14
重量 Weight (kg)	7.4	7.96	8.52	9.08	9.64	10.2	10.76	11.32	11.88	12.44	13	13.56	14.12	14.68	15.24	15.8	16.36	16.92	17.48	18.04	18 .6

DM 馬達下側間接按裝 Motor Downside Parallel Installation

單位 Unit: mm

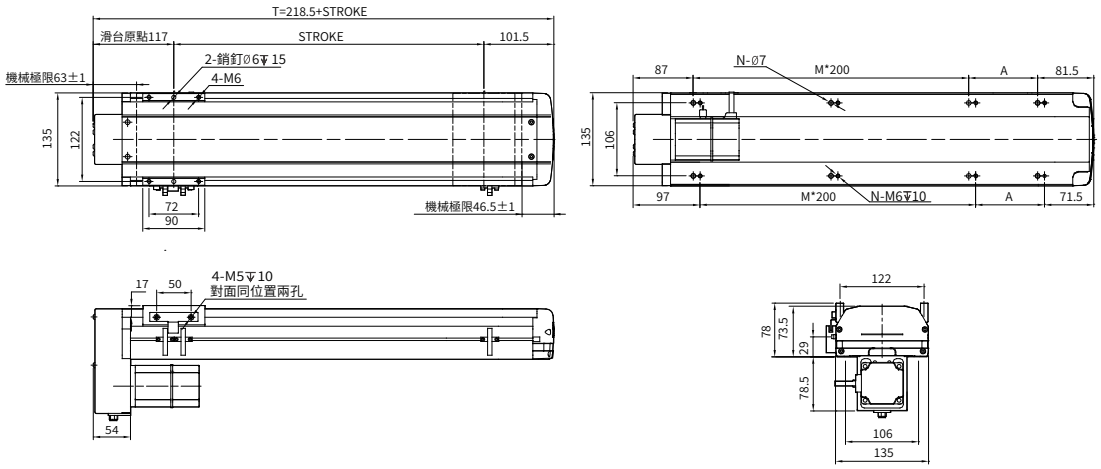

行程 Stroke	50	100	150	200	250	300	350	400	450	500	550	600	650	700	750	800	850	900	950	1000	1050
T	268.5	318.5	368.5	418.5	468.5	518.5	568.5	618.5	668.5	718.5	768.5	818.5	868.5	918.5	968.5	1018.5	1068.5	1118.5	1168.5	1218.5	1268.5
A	100	150	200	50	100	150	200	50	100	150	200	50	100	150	200	50	100	150	200	50	100
M	0	0	0	1	1	1	1	2	2	2	2	3	3	3	3	4	4	4	4	5	5
N	4	4	4	6	6	6	6	8	8	8	8	10	10	10	10	12	12	12	12	14	14
重量 Weight (kg)	7.94	8.5	9.06	9.62	10.18	10.74	11.3	11.86	12.42	12.98	13.54	14.1	14.66	15.22	15.78	16.34	16.9	17.46	18.02	18.56	19.14

馬達左側間接安裝/馬達右側間接安裝
Motor Leftside Parallel Installation / Motor Rightside Parallel Installation

LM 馬達左側間接安裝 Motor Leftside Parallel Installation

單位 Unit: mm

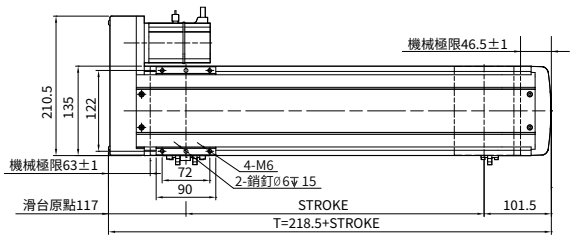

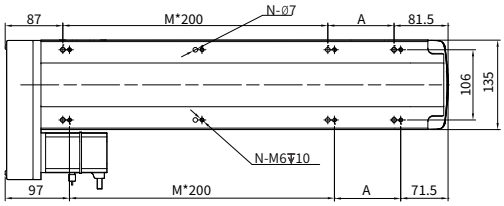



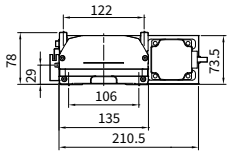

行程 Stroke	50	100	150	200	250	300	350	400	450	500	550	600	650	700	750	800	850	900	950	1000	1050
T	268.5	318.5	368.5	418.5	468.5	518.5	568.5	618.5	668.5	718.5	768.5	818.5	868.5	918.5	968.5	1018.5	1068.5	1118.5	1168.5	1218.5	1268.5
A	100	150	200	50	100	150	200	50	100	150	200	50	100	150	200	50	100	150	200	50	100
M	0	0	0	1	1	1	1	2	2	2	2	3	3	3	3	4	4	4	4	5	5
N	4	4	4	6	6	6	6	8	8	8	8	10	10	10	10	12	12	12	12	14	14
重量 Weight (kg)	7.94	8.5	9.06	9.62	10.18	10.74	11.3	11.86	12.42	12.98	13.54	14.1	14.66	15.22	15.78	16.34	16.9	17.46	18.02	18.56	19.14

RM 馬達右側間接安裝 Motor Rightside Parallel Installation

單位 Unit: mm

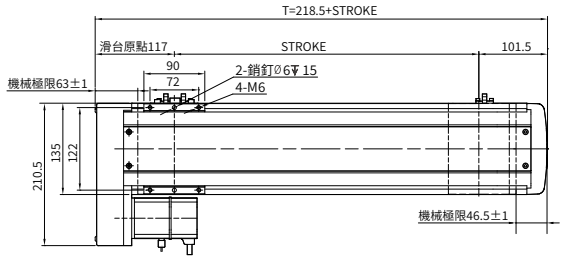

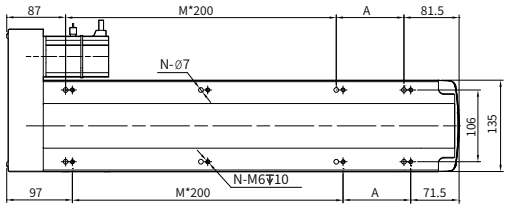

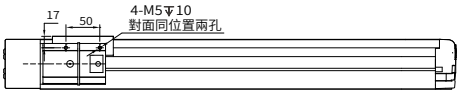

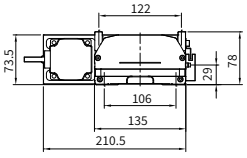

行程 Stroke	50	100	150	200	250	300	350	400	450	500	550	600	650	700	750	800	850	900	950	1000	1050
T	268.5	318.5	368.5	418.5	468.5	518.5	568.5	618.5	668.5	718.5	768.5	818.5	868.5	918.5	968.5	1018.5	1068.5	1118.5	1168.5	1218.5	1268.5
A	100	150	200	50	100	150	200	50	100	150	200	50	100	150	200	50	100	150	200	50	100
M	0	0	0	1	1	1	1	2	2	2	2	3	3	3	3	4	4	4	4	5	5
N	4	4	4	6	6	6	6	8	8	8	8	10	10	10	10	12	12	12	12	14	14
重量 Weight (kg)	7.94	8.5	9.06	9.62	10.18	10.74	11.3	11.86	12.42	12.98	13.54	14.1	14.66	15.22	15.78	16.34	16.9	17.46	18.02	18.56	19.14

本圖面僅供參考用途，實際尺寸皆以實際提供之2D/3D圖紙為準 This drawing is for reference only. The actual dimensions are based on the actual 2D / 3D drawings provided.

馬達直接安裝/馬達下側間接按裝
Motor Direct Installation / Motor Downside Parallel Installation

CM 馬達直接安裝 Motor Direct Installation

單位 Unit: mm

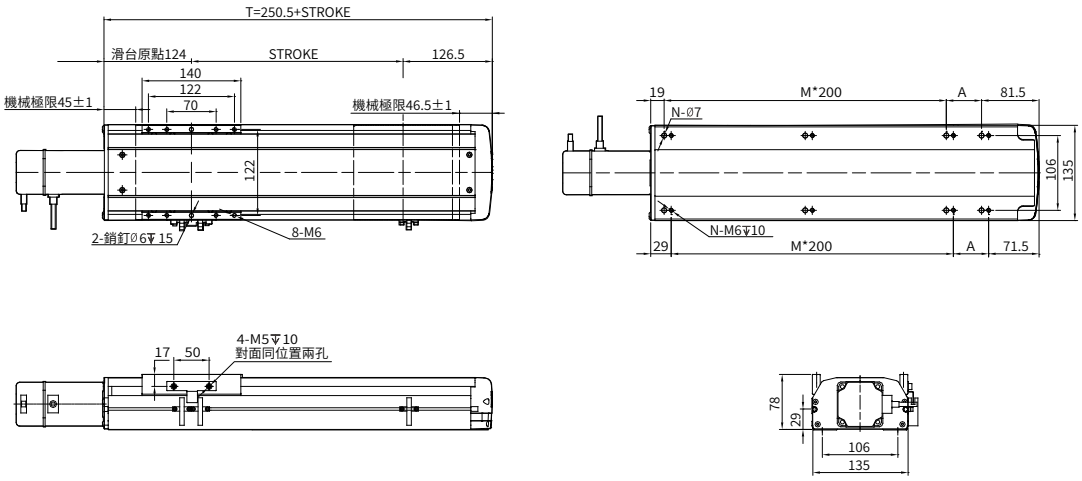

行程 Stroke	50	100	150	200	250	300	350	400	450	500	550	600	650	700	750	800	850	900	950	1000	1050
T	300.5	350.5	400.5	450.5	500.5	550.5	600.5	650.5	700.5	750.5	800.5	850.5	900.5	950.5	1000.5	1050.5	1100.5	1150.5	1200.5	1250.5	1300.5
A	200	50	100	150	200	50	100	150	200	50	100	150	200	50	100	150	200	50	100	150	200
M	0	1	1	1	1	2	2	2	2	3	3	3	3	4	4	4	4	5	5	5	5
N	4	6	6	6	6	8	8	8	8	10	10	10	10	12	12	12	12	14	14	14	14
重量 Weight (kg)	8.75	9.3	9.85	10.4	10.95	11.5	12.05	12.6	13.15	13.7	14.25	14.8	15.35	15.9	16.45	17	17.55	18.1	18.65	19.2	19.75

DM 馬達下側間接按裝 Motor Downside Parallel Installation

單位 Unit: mm

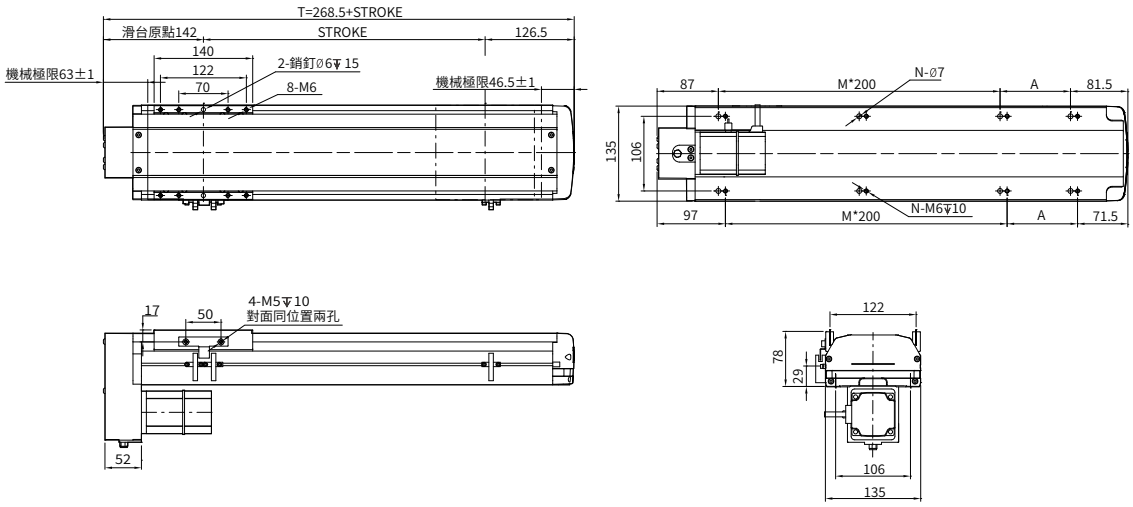

行程 Stroke	50	100	150	200	250	300	350	400	450	500	550	600	650	700	750	800	850	900	950	1000	1050
T	318.5	368.5	418.5	468.5	518.5	568.5	618.5	668.5	718.5	768.5	818.5	868.5	918.5	968.5	1018.5	1068.5	1118.5	1168.5	1218.5	1268.5	1318.5
A	150	200	50	100	150	200	50	100	150	200	50	100	150	200	50	100	150	200	50	100	150
M	0	0	1	1	1	1	2	2	2	2	3	3	3	3	4	4	4	4	5	5	5
N	4	4	6	6	6	6	8	8	8	8	10	10	10	10	12	12	12	12	14	14	14
重量 Weight (kg)	9.4	9.94	10.48	11.02	11.56	12.1	12.64	13.18	13.72	14.26	14.8	15.34	15.88	16.42	16.96	17.5	18.04	18.58	19.12	19.66	20.2

馬達左側間接安裝/馬達右側間接安裝
Motor Leftside Parallel Installation / Motor Rightside Parallel Installation

LM 馬達左側間接安裝 Motor Leftside Parallel Installation

單位 Unit: mm

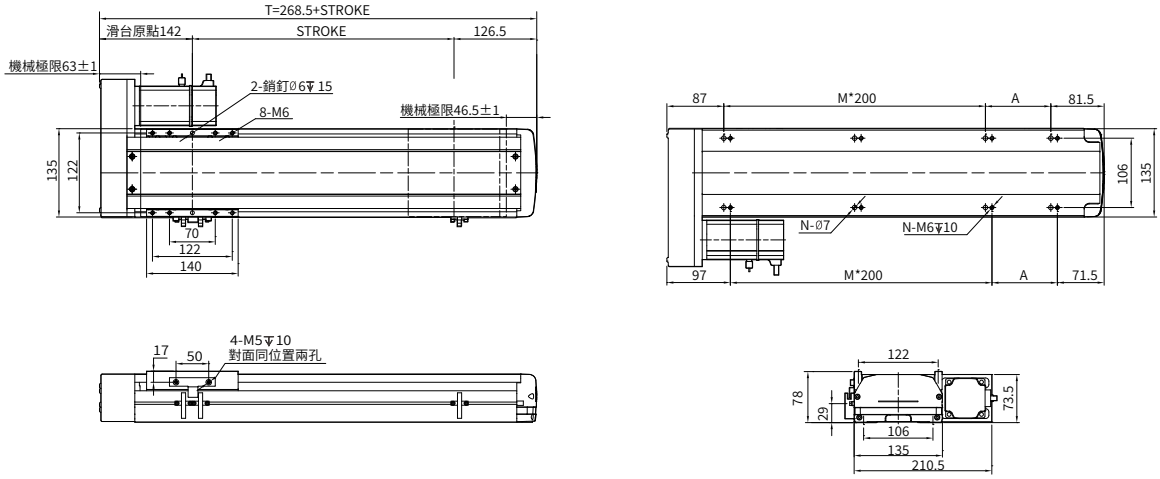

行程 Stroke	50	100	150	200	250	300	350	400	450	500	550	600	650	700	750	800	850	900	950	1000	1050
T	318.5	368.5	418.5	468.5	518.5	568.5	618.5	668.5	718.5	768.5	818.5	868.5	918.5	968.5	1018.5	1068.5	1118.5	1168.5	1218.5	1268.5	1318.5
A	150	200	50	100	150	200	50	100	150	200	50	100	150	200	50	100	150	200	50	100	150
M	0	0	1	1	1	1	2	2	2	2	3	3	3	3	4	4	4	4	5	5	5
N	4	4	6	6	6	6	8	8	8	8	10	10	10	10	12	12	12	12	14	14	14
重量 Weight (kg)	9.4	9.94	10.48	11.02	11.56	12.1	12.64	13.18	13.72	14.26	14.8	15.34	15.88	16.42	16.96	17.5	18.04	18.58	19.12	19.66	20.2

RM 馬達右側間接安裝 Motor Rightside Parallel Installation

單位 Unit: mm

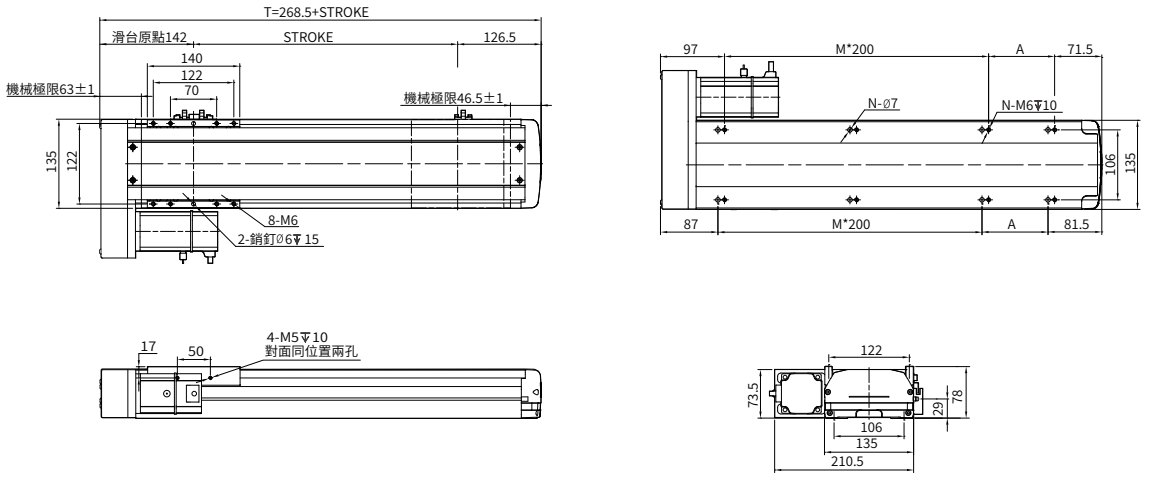

行程 Stroke	50	100	150	200	250	300	350	400	450	500	550	600	650	700	750	800	850	900	950	1000	1050
T	318.5	368.5	418.5	468.5	518.5	568.5	618.5	668.5	718.5	768.5	818.5	868.5	918.5	968.5	1018.5	1068.5	1118.5	1168.5	1218.5	1268.5	1318.5
A	150	200	50	100	150	200	50	100	150	200	50	100	150	200	50	100	150	200	50	100	150
M	0	0	1	1	1	1	2	2	2	2	3	3	3	3	4	4	4	4	5	5	5
N	4	4	6	6	6	6	8	8	8	8	10	10	10	10	12	12	12	12	14	14	14
重量 Weight (kg)	9.4	9.94	10.48	11.02	11.56	12.1	12.64	13.18	13.72	14.26	14.8	15.34	15.88	16.42	16.96	17.5	18.04	18.58	19.12	19.66	20.2

本圖面僅供參考用途，實際尺寸皆以實際提供之2D/3D圖紙為準 This drawing is for reference only. The actual dimensions are based on the actual 2D / 3D drawings provided.

TW 台規半密式螺杆直線模組

TW. SEMI-SEALED SPINDLE AXES LINEAR MODULE

AMCS-17

此圖僅供參考，出貨規格詳見尺寸圖面

The picture is just for the reference. Please check the the actual dimensions on the drawing.

型號表示方式 Ordering Method

AMCS - 17 - L10 - 500 - CM - M75 - O3 - OS - 0000

本體型號 Model

模組寬度 Module width

17	170mm

導程 Lead

5	5mm
10	10mm
25	25mm

行程 Stroke

50-1250mm

50間隔 50 mm Pitch

※行程50限定只能安裝2組光電。
Limitations while stroke is 50 only install 2 sets of optoelectronics.

馬達安裝位置 Motor Position

CM	直接安裝 Direct Installation
DM	下側間接 Downside Parallel
LM	左側間接 Leftside Parallel
RM	右側間接 Rightside Parallel

馬達廠牌、功率 Motor Brand、Power Output

M	三菱 Mitsubishi	20	-
P	松下 Yaskawa	40	-
T	台達 Delta	75	750W
J	杰美康 Jiemeikang	1.0	-
H	匯川 Inovance	2.0	-

感應器 Limit Sensor

外掛型 Out Side	
3	3只 3 PCS
4	4只 4 PCS
無SENSOR No Sensor	

特注式樣 Special Order No.

注油系列 Oiling systemy

配有注油 Equipped with oiling
無 SENSOR No Sensor

產品基本規格 Specification

馬達輸出 Motor Power (W)		750		
額定扭矩 Torque (Nm)		2.39		
螺桿等級 Ball Screw Level		C7轉造 / C5研磨 Rolled Ball Screw / Ground Ball Screw		
重複定位精度 Rep. Accuracy (mm)		±0.01 / ±0.005		
螺桿規格 Ball Screw Spec.	Φ25	05	10	25
額定推力 Nominal Thrust (N)		2550	1280	510
最高速度 Max. Speed (mm/s)		250	500	1250
行程範圍 Stroke Range (mm)		50...1250 / 50 間隔 Pitch		

最大負載值 Max. Load (kg)	水平 Horizontal	110
	側掛 Sidehang	70
	垂直 Vertical	35
導軌規格 Guide Spec.		W20×H15
光電開關 Optical Proximity Sensor		PM-T45

光電開關接綫圖 Optiacal Proximity Sensor Wiring Diagram

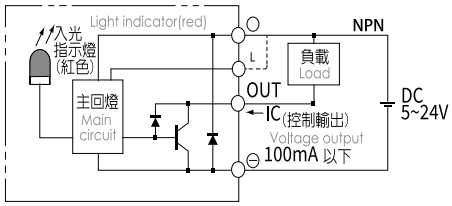

容許負載力距表 Allowable Overhang

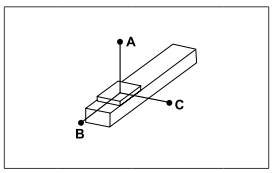

(單位 Unit : mm)

水平安裝 Horizontal Installation		A	B	C
導程 5 Lead	70kg	3230	340	400
	90kg	2480	230	300
	120kg	1850	180	210
導程 10 Lead	65kg	1910	330	370
	85kg	1440	240	270
	110kg	1100	180	200
導程 25 Lead	35kg	1660	547	530
	55kg	1030	330	320
	75kg	730	230	230

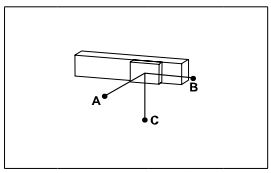

(單位 Unit : mm)

側掛安裝 Sidehang Installation		A	B	C
導程 5 Lead	75kg	370	320	2980
	95kg	280	240	2330
	120kg	210	180	1850
導程 10 Lead	60kg	400	360	2090
	80kg	290	260	1550
	110kg	200	180	1100
導程 25 Lead	30kg	630	640	1960
	50kg	360	360	1140
	75kg	230	230	730

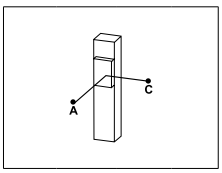

(單位 Unit : mm)

垂直安裝 Vertical Installation		A	C
導程 5 Lead	20kg	1360	1360
	30kg	910	910
	40kg	680	680
導程 10 Lead	15kg	1610	1610
	25kg	970	970
	30kg	800	800
導程 25 Lead	10kg	1920	1920
	14kg	1370	1370
	-	-	-

靜態容許負載慣量 Static Loading Moment

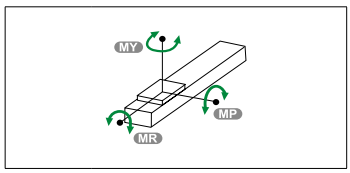

(單位 Unit : N.m)

MY	1030
MP	1030
MR	900

※力距表所表示的數據，代表重心。
The torque value in the chart indicate the center of gravity。
※倒吊使用無法套用標準規範，如有需求請洽詢我司業務。
Data information is not for ceiling-mount inverse use.Contact us for the details if you want to apply ceiling-mount inverse usage.

常用伺服電機尺寸參考數據 Common servo motor size reference data

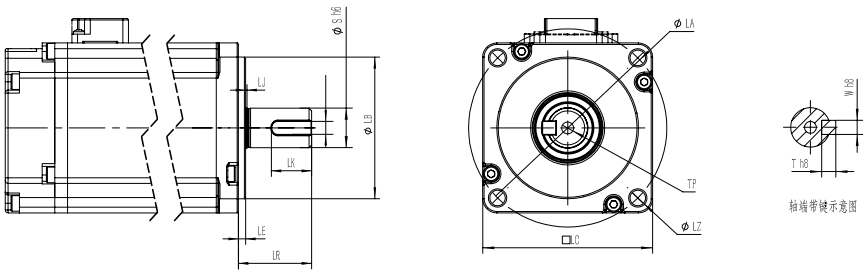

功率(W) Power Output	品牌 Motor Brand	識別代號 Identification code	S	LR	LA	W	LZ	LB	LE
750W	三菱 Mitsubishi	M	19	40	90	6	M6	70	3
750W	松下 Yaskawa	P	19	35	90	6（深3.5）	M5	70	3
750W	台達 Delta	T	19	35	90	6（深3.5）	M6	70	3
750W	杰美康 Jiemeikang	J	19	40	90	6	M6	70	3
750W	匯川 Inovance	H	19	35	90	3	M6	70	3

馬達直接安裝/馬達下側間接按裝
Motor Direct Installation / Motor Downside Parallel Installation

CM 馬達直接安裝 Motor Direct Installation

單位 Unit: mm

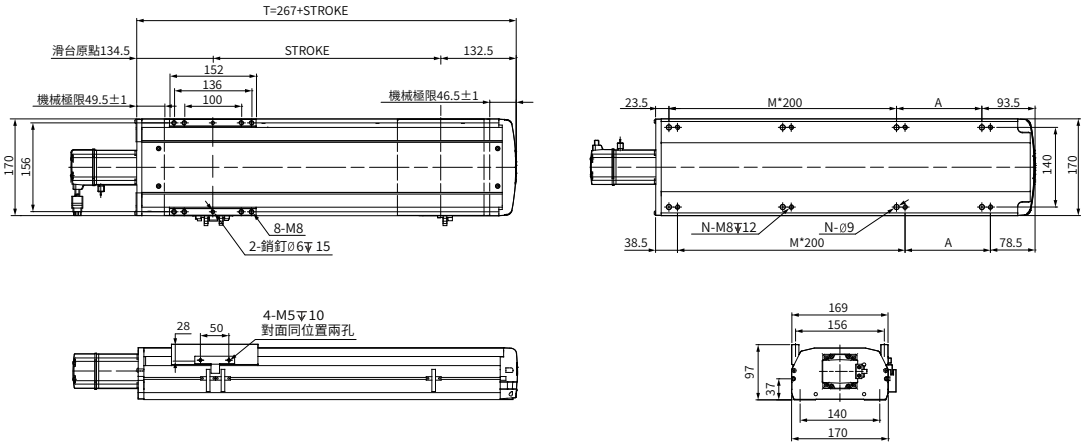

行程 Stroke	50	100	150	200	250	300	350	400	450	500	550	600	650	700	750	800	850	900	950	1000	1050	1100	1150	1200	1250
T	317	367	417	467	517	567	617	667	717	767	817	867	917	967	1017	1067	1117	1167	1217	1267	1317	1367	1417	1467	1517
A	200	50	100	150	200	50	100	150	200	50	100	150	200	50	100	150	200	50	100	150	200	50	100	150	200
M	0	1	1	1	1	2	2	2	2	3	3	3	3	4	4	4	4	5	5	5	5	6	6	6	6
N	4	6	6	6	6	8	8	8	8	10	10	10	10	12	12	12	12	14	14	14	14	16	16	16	16
重量 Weight (kg)	9.61	10.2	10.79	11.57	12.34	13.11	13.88	14.65	15.42	16.19	16.96	17.73	18.5	19.28	20.05	20.82	21.59	22.36	23.13	23.9	24.67	25.44	26.21	26.98	27.75

DM 馬達下側間接按裝 Motor Downside Parallel Installation

單位 Unit: mm

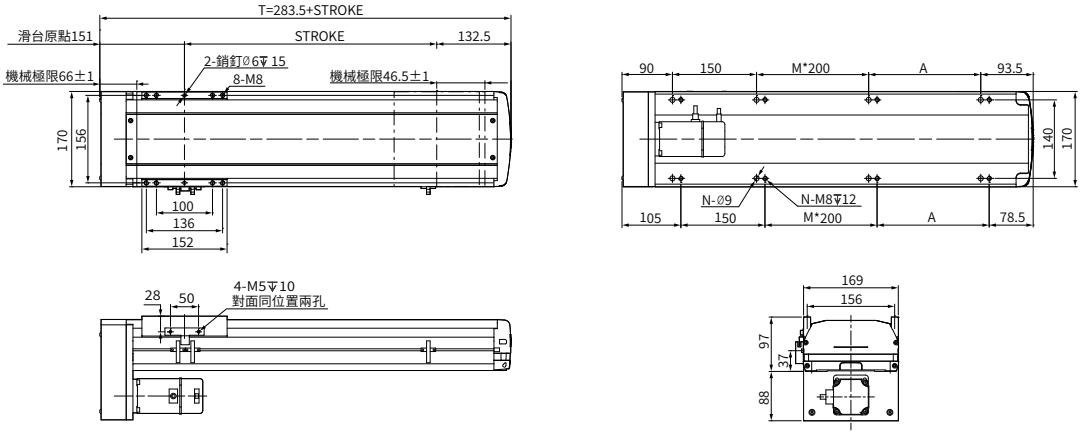

行程 Stroke	50	100	150	200	250	300	350	400	450	500	550	600	650	700	750	800	850	900	950	1000	1050	1100	1150	1200	1250
T	333.5	383.5	433.5	483.5	533.5	583.5	633.5	683.5	733.5	783.5	833.5	883.5	933.5	983.5	1033.5	1083.5	1133.5	1183.5	1233.5	1283.5	1333.5	1383.5	1433.5	1483.5	1533.5
A	200	50	100	150	200	50	100	150	200	50	100	150	200	50	100	150	200	50	100	150	200	50	100	150	200
M	0	0	0	0	0	1	1	1	1	2	2	2	2	3	3	3	3	4	4	4	4	5	5	5	5
N	4	6	6	6	6	8	8	8	8	10	10	10	10	12	12	12	12	14	14	14	14	16	16	16	16
重量 Weight (kg)	9.53	10.3	11.07	11.84	12.61	13.38	14.15	14.92	15.69	16.47	17.24	18.01	18.78	19.55	20.32	21.09	21.86	22.63	23.4	24.18	24.95	25.72	26.49	27.26	28.03

馬達左側間接安裝/馬達右側間接安裝
Motor Leftside Parallel Installation / Motor Rightside Parallel Installation

LM 馬達左側間接安裝 Motor Leftside Parallel Installation

單位 Unit: mm

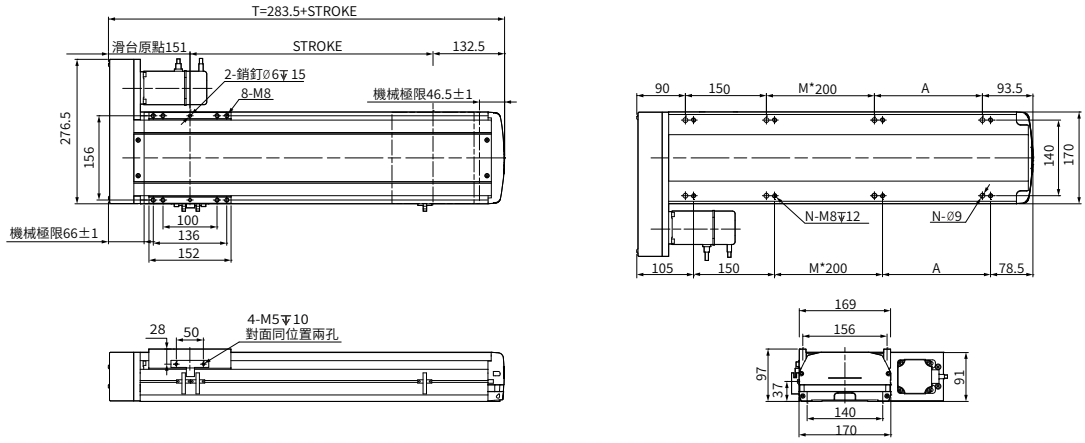

行程 Stroke	50	100	150	200	250	300	350	400	450	500	550	600	650	700	750	800	850	900	950	1000	1050	1100	1150	1200	1250
T	333.5	383.5	433.5	483.5	533.5	583.5	633.5	683.5	733.5	783.5	833.5	883.5	933.5	983.5	1033.5	1083.5	1133.5	1183.5	1233.5	1283.5	1333.5	1383.5	1433.5	1483.5	1533.5
A	200	50	100	150	200	50	100	150	200	50	100	150	200	50	100	150	200	50	100	150	200	50	100	150	200
M	0	0	0	0	0	1	1	1	1	2	2	2	2	3	3	3	3	4	4	4	4	5	5	5	5
N	4	6	6	6	6	8	8	8	8	10	10	10	10	12	12	12	12	14	14	14	14	16	16	16	16
重量 Weight (kg)	9.53	10.3	11.07	11.84	12.61	13.38	14.15	14.92	15.69	16.47	17.24	18.01	18.78	19.55	20.32	21.09	21.86	22.63	23.4	24.18	24.95	25.72	26.49	27.26	28.03

RM 馬達右側間接安裝 Motor Rightside Parallel Installation

單位 Unit: mm

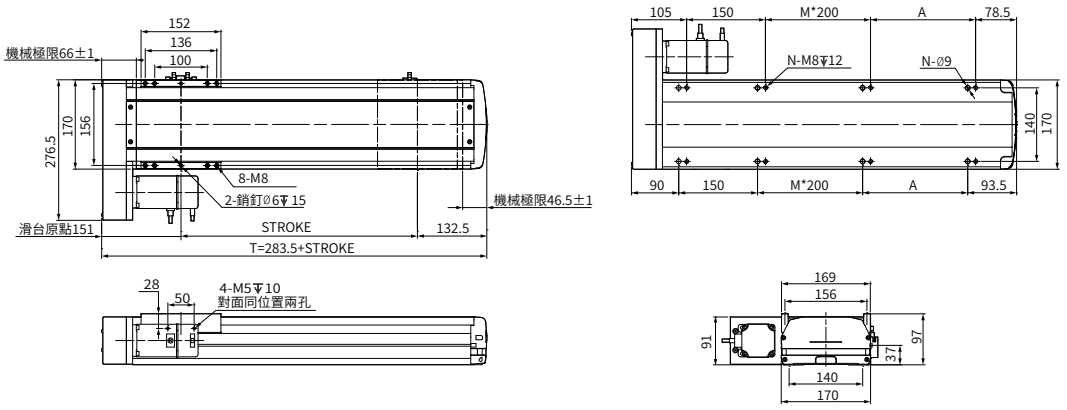

行程 Stroke	50	100	150	200	250	300	350	400	450	500	550	600	650	700	750	800	850	900	950	1000	1050	1100	1150	1200	1250
T	333.5	383.5	433.5	483.5	533.5	583.5	633.5	683.5	733.5	783.5	833.5	883.5	933.5	983.5	1033.5	1083.5	1133.5	1183.5	1233.5	1283.5	1333.5	1383.5	1433.5	1483.5	1533.5
A	200	50	100	150	200	50	100	150	200	50	100	150	200	50	100	150	200	50	100	150	200	50	100	150	200
M	0	0	0	0	0	1	1	1	1	2	2	2	2	3	3	3	3	4	4	4	4	5	5	5	5
N	4	6	6	6	6	8	8	8	8	10	10	10	10	12	12	12	12	14	14	14	14	16	16	16	16
重量 Weight (kg)	9.53	10.3	11.07	11.84	12.61	13.38	14.15	14.92	15.69	16.47	17.24	18.01	18.78	19.55	20.32	21.09	21.86	22.63	23.4	24.18	24.95	25.72	26.49	27.26	28.03

本圖面僅供參考用途，實際尺寸皆以實際提供之2D/3D圖紙為準 This drawing is for reference only. The actual dimensions are based on the actual 2D / 3D drawings provided.

TW 台規半密式螺杆直線模組

TW. SEMI-SEALED SPINDLE AXES LINEAR MODULE

AMCS-22

此圖僅供參考，出貨規格詳見尺寸圖面

The picture is just for the reference. Please check the the actual dimensions on the drawing.

型號表示方式 Ordering Method

AMCS - 22 - L10 - 500 - CM - M75 - O3 - OS - 0000

本體型號 Model

模組寬度 Module width

22	220mm

導程 Lead

5	5mm
10	10mm
25	25mm
32	32mm

行程 Stroke

50-1500mm

50間隔 50 mm Pitch

※行程50限定只能安裝2組光電。
Limitations while stroke is 50 only install 2 sets of optoelectronics.

馬達安裝位置 Motor Position

CM	直接安裝 Direct Installation
DM	下側間接 Downside Parallel
LM	左側間接 Leftside Parallel
RM	右側間接 Rightside Parallel

馬達廠牌、功率 Motor Brand、Power Output

M	三菱 Mitsubishi	20	-
P	松下 Yaskawa	40	-
T	台達 Delta	75	750W
J	杰美康 Jemeikang	1.0	-
H	匯川 Inovance	2.0	-

感應器 Limit Sensor

	外掛型 Out Side
3	3只 3 PCS
4	4只 4 PCS
	無SENSOR No Sensor

注油系列 Oiling systemy

配有注油Equipped with oiling
無 SENSOR No Sensor

特注式樣 Special Order No.

產品基本規格 Specification

馬達輸出 Motor Power (W)		750			
額定扭矩 Torque (Nm)		2.39			
螺桿等級 Ball Screw Level		C7轉造 / C5研磨 Rolled Ball Screw / Ground Ball Screw			
重複定位精度 Rep. Accuracy (mm)		±0.01 / ±0.005			
螺桿規格 Ball Screw Spec.	Φ32	05	10	20	32
額定推力 Nominal Thrust (N)		2550	1280	640	400
最高速度 Max. Speed (mm/s)		250	500	1000	1600
行程範圍 Stroke Range (mm)		50...1500 / 50 間隔 Pitch			

最大負載值 Max. Load (kg)	水平 Horizontal	140
	側掛 Sidehang	90
	垂直 Vertical	60
導軌規格 Guide Spec.		W25×H18
光電開關 Optical Proximity Sensor		PM-T45

光電開關接綫圖 Optiacal Proximity Sensor Wiring Diagram

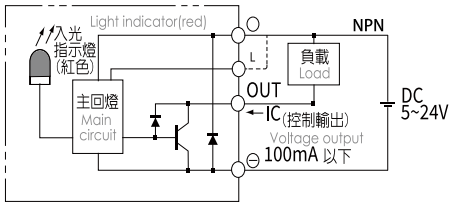

容許負載力距表 Allowable Overhang

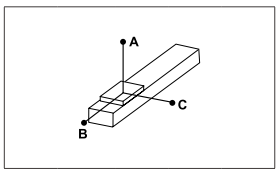

(單位 Unit : mm)

水平安裝 Horizontal Installation		A	B	C
導程 5 Lead	100kg	5000	630	550
	125kg	3880	490	430
	150kg	3350	390	340
導程 10 Lead	100kg	3220	560	470
	125kg	2550	430	360
	150kg	2110	340	290
導程 25/32 Lead	65kg	1520	610	450
	85kg	1130	450	330
	105kg	890	350	260

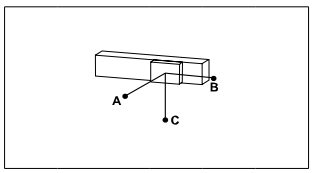

(單位 Unit : mm)

側掛安裝 Sidehang Installation		A	B	C
導程 5 Lead	110kg	500	560	4500
	130kg	410	460	3710
	150kg	340	390	3350
導程 10 Lead	110kg	420	500	200
	130kg	350	410	2440
	150kg	290	340	2110
導程 25/32 Lead	70kg	420	560	1400
	90kg	310	420	1060
	105kg	260	350	890

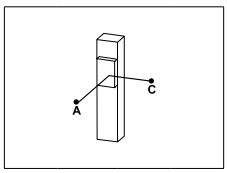

(單位 Unit : mm)

垂直安裝 Vertical Installation		A	C
導程 5 Lead	30kg	2350	2350
	40kg	1760	1760
	55kg	1280	1280
導程 10 Lead	25kg	250	2500
	35kg	1790	1790
	45kg	1390	1390
導程 25/32 Lead	15kg	2710	2710
	20kg	2030	2030
	-	-	-

靜態容許負載慣量 Static Loading Moment

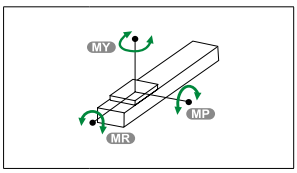

(單位 Unit : N.m)

MY	2050
MP	2050
MR	1810

※力距表所表示的數據，代表重心。
The torque value in the chart indicate the center of gravity。
※倒吊使用無法套用標準規範，如有需求請洽詢我司業務。
Data information is not for ceiling-mount inverse use.Contact us for the details if you want to apply ceiling-mount inverse usage.

常用伺服電機尺寸參考數據 Common servo motor size reference data

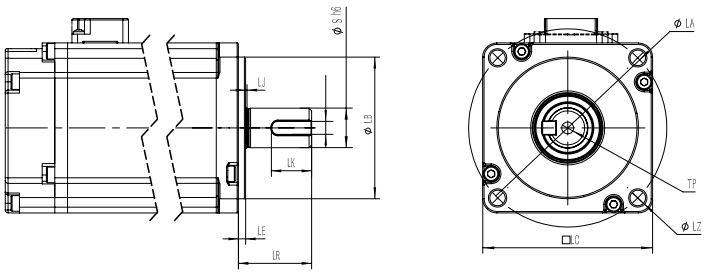

轴端带键示意图

功率(W) Power Output	品牌 Motor Brand	識別代號 Identification code	S	LR	LA	W	LZ	LB	LE
750W	三菱 Mitsubishi	M	19	40	90	6	M6	70	3
750W	松下 Yaskawa	P	19	35	90	6（深3.5）	M5	70	3
750W	台達 Delta	T	19	35	90	6（深3.5）	M6	70	3
750W	杰美康 Jiemeikang	J	19	40	90	6	M6	70	3
750W	匯川 Inovance	H	19	35	90	3	M6	70	3

馬達直接安裝/馬達下側間接按裝
Motor Direct Installation / Motor Downside Parallel Installation

CM 馬達直接安裝 Motor Direct Installation

單位 Unit: mm

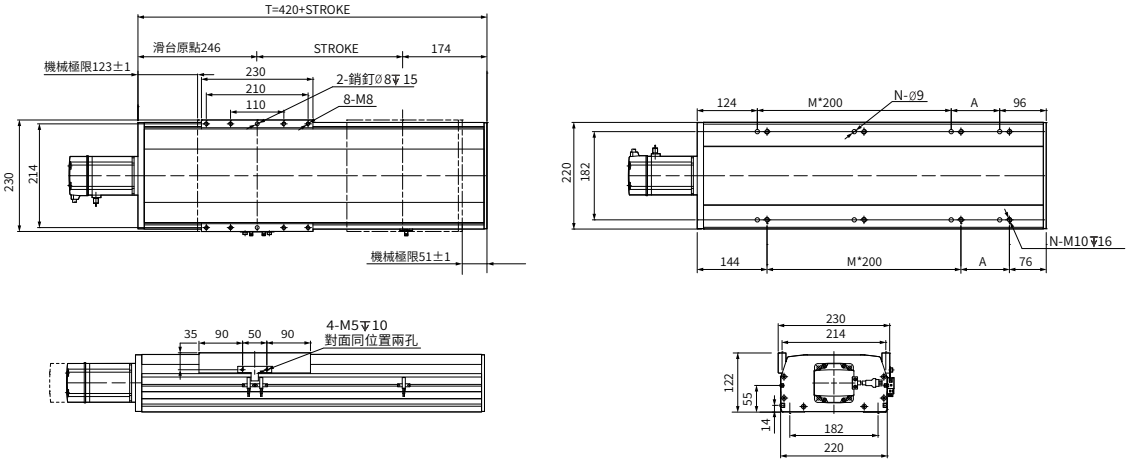

行程 Stroke	50	100	150	200	250	300	350	400	450	500	550	600	650	700	750	800	850	900	950	1000	1050	1100	1150	1200	1250	1300	1350	1400	1450	1500
T	470	520	570	620	670	720	770	820	870	920	970	1020	1070	1120	1170	1220	1270	1320	1370	1420	1470	1520	1570	1620	1670	1720	1770	1820	1870	1920
A	50	100	150	200	50	100	150	200	50	100	150	200	50	100	150	200	50	100	150	200	50	100	150	200	50	100	150	200	50	100
M	1	1	1	1	2	2	2	2	3	3	3	3	4	4	4	4	5	5	5	5	6	6	6	6	7	7	7	7	8	8
N	6	6	6	6	8	8	8	8	10	10	10	10	12	12	12	12	14	14	14	14	16	16	16	16	18	18	18	18	20	20
重量 Weight (kg)	25.4	26.86	28.32	29.78	31.24	32.7	34.16	35.62	37.08	38.54	40	41.46	42.92	44.38	45.84	47.3	48.76	50.22	51.68	53.14	54.6	56.06	57.52	58.98	60.44	61.9	63.36	64.82	66.28	67.74

DM 馬達下側間接按裝 Motor Downside Parallel Installation

單位 Unit: mm

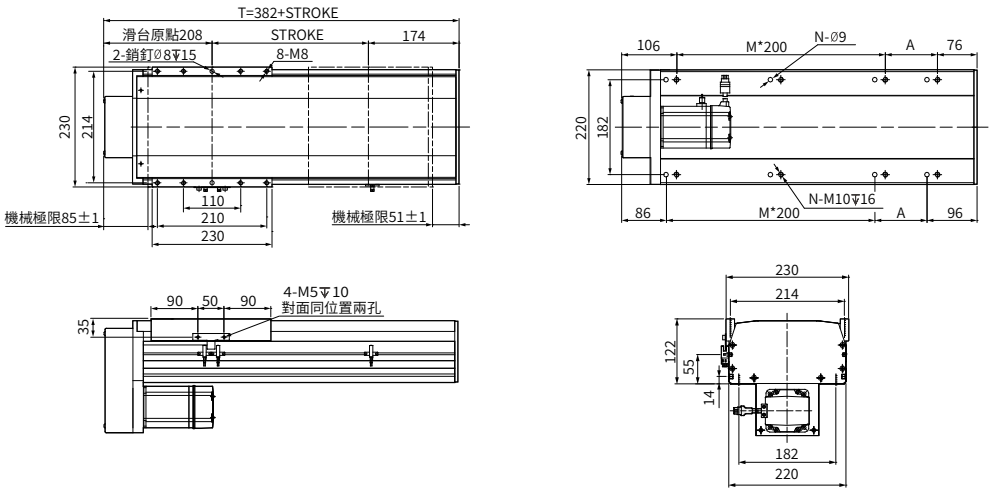

行程 Stroke	50	100	150	200	250	300	350	400	450	500	550	600	650	700	750	800	850	900	950	1000	1050	1100	1150	1200	1250	1300	1350	1400	1450	1500
T	432	482	532	582	632	682	732	782	832	882	932	982	1032	1082	1132	1182	1232	1282	1332	1382	1432	1482	1532	1582	1632	1682	1732	1782	1832	1882
A	50	100	150	200	50	100	150	200	50	100	150	200	50	100	150	200	50	100	150	200	50	100	150	200	50	100	150	200	50	100
M	1	1	1	1	2	2	2	2	3	3	3	3	4	4	4	4	5	5	5	5	6	6	6	6	7	7	7	7	8	8
N	6	6	6	6	8	8	8	8	10	10	10	10	12	12	12	12	14	14	14	14	16	16	16	16	18	18	18	18	20	20
重量 Weight (kg)	24.2	25.66	27.12	28.58	30.04	31.5	32.96	34.42	35.88	37.34	38.8	40.26	41.72	43.18	44.64	46.1	47.56	49.02	50.48	51.94	53.4	54.86	56.32	57.78	59.24	60.7	62.16	63.62	65.08	66.54

馬達左側間接安裝/馬達右側間接安裝
Motor Leftside Parallel Installation / Motor Rightside Parallel Installation

LM 馬達左側間接安裝 Motor Leftside Parallel Installation

單位 Unit: mm

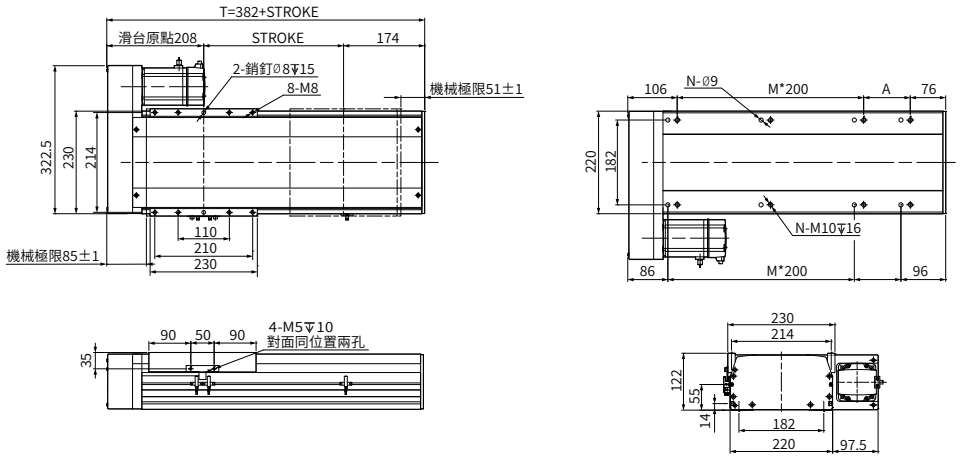

行程 Stroke	50	100	150	200	250	300	350	400	450	500	550	600	650	700	750	800	850	900	950	1000	1050	1100	1150	1200	1250	1300	1350	1400	1450	1500
T	432	482	532	582	632	682	732	782	832	882	932	982	1032	1082	1132	1182	1232	1282	1332	1382	1432	1482	1532	1582	1632	1682	1732	1782	1832	1882
A	50	100	150	200	50	100	150	200	50	100	150	200	50	100	150	200	50	100	150	200	50	100	150	200	50	100	150	200	50	100
M	1	1	1	1	2	2	2	2	3	3	3	3	4	4	4	4	5	5	5	5	6	6	6	6	7	7	7	7	8	8
N	6	6	6	6	8	8	8	8	10	10	10	10	12	12	12	12	14	14	14	14	16	16	16	16	18	18	18	18	20	20
重量 Weight (kg)	24.2	25.66	27.12	28.58	30.04	31.5	32.96	34.42	35.88	37.34	38.8	40.26	41.72	43.18	44.64	46.1	47.56	49.02	50.48	51.94	53.4	54.86	56.32	57.78	59.24	60.7	62.16	63.62	65.08	66.54

RM 馬達右側間接安裝 Motor Rightside Parallel Installation

單位 Unit: mm

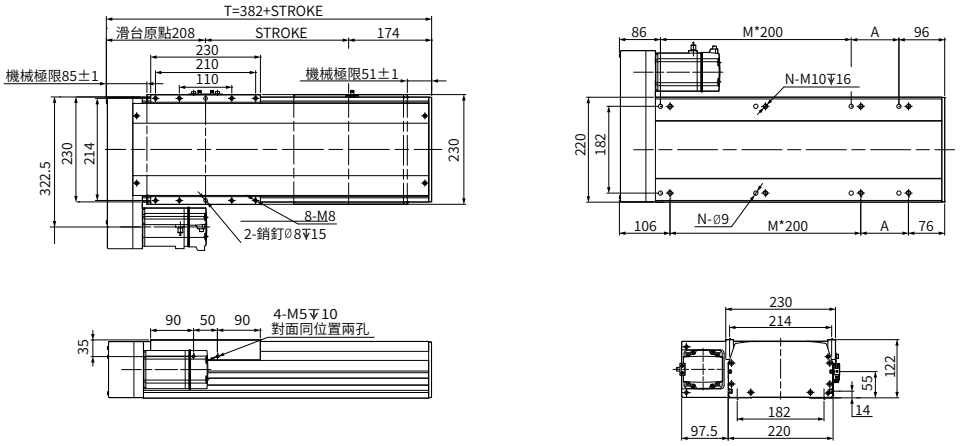

行程 Stroke	50	100	150	200	250	300	350	400	450	500	550	600	650	700	750	800	850	900	950	1000	1050	1100	1150	1200	1250	1300	1350	1400	1450	1500
T	432	482	532	582	632	682	732	782	832	882	932	982	1032	1082	1132	1182	1232	1282	1332	1382	1432	1482	1532	1582	1632	1682	1732	1782	1832	1882
A	50	100	150	200	50	100	150	200	50	100	150	200	50	100	150	200	50	100	150	200	50	100	150	200	50	100	150	200	50	100
M	1	1	1	1	2	2	2	2	3	3	3	3	4	4	4	4	5	5	5	5	6	6	6	6	7	7	7	7	8	8
N	6	6	6	6	8	8	8	8	10	10	10	10	12	12	12	12	14	14	14	14	16	16	16	16	18	18	18	18	20	20
重量 Weight (kg)	24.2	25.66	27.12	28.58	30.04	31.5	32.96	34.42	35.88	37.34	38.8	40.26	41.72	43.18	44.64	46.1	47.56	49.02	50.48	51.94	53.4	54.86	56.32	57.78	59.24	60.7	62.16	63.62	65.08	66.54

MEMO

滑台系列

AMCSD Series

台規全密式螺桿直線模组

TW. SEALEDSPINDLE AXES LINEAR MODULE

CONTENTS

無塵環境 / 螺杆式樣 Dustproof/Ball Screw

TW 台規全密式螺杆直線模組

TW. SEALED SPINDLE AXES LINEAR MODULE

AMCS-10D



此圖僅供參考，出貨規格詳見尺寸圖面

The picture is just for the reference. Please check the the actual dimensions on the drawing.

型號表示方式 Ordering Method

AMCS - 10D - L10 - 500 - CM - M400 - O3 - OS - 0000

本體型號 Model

模組寬度 Module width

10	102mm
D	防塵型 Dustproof type

導程 Lead

5	5mm
10	10mm
20	20mm

行程 Stroke

50-1050mm

50間隔 50 mm Pitch

※行程50限定只能安裝2組光電。
Limitations while stroke is 50 only install 2 sets of optoelectronics.

馬達安裝位置 Motor Position

CM	直接安裝 Direct Installation
DM	下側間接 Downside Parallel
LM	左側間接 Leftside Parallel
RM	右側間接 Rightside Parallel

馬達廠牌、功率 Motor Brand、Power Output

M	三菱 Mitsubishi	20	200W
P	松下 Yaskawa	40	400W
T	台達 Delta	75	-
J	杰美康 Jiemeikang	1.0	-
H	匯川 Inovance	2.0	-

感應器 Limit Sensor

外掛型 Out Side	
3	3只 3 PCS
4	4只 4 PCS
無SENSOR No Sensor	

特注式樣 Special Order No.

注油系列 Oiling systemy

配有注油 Equipped with oiling
無 SENSOR No Sensor

產品基本規格 Specification

馬達輸出 Motor Power (W)		200 / 400		
額定扭矩 Torque (Nm)		0.64 / 1.27		
螺桿等級 Ball Screw Level		C7轉造 / C5研磨 Rolled Ball Screw / Ground Ball Screw		
重複定位精度 Rep. Accuracy (mm)		±0.01 / ±0.005		
螺桿規格 Ball Screw Spec.	Φ16	05	10	20
額定推力 Nominal Thrust (N)	200 W	680	340	170
	400 W	1360	640	340
最高速度 Max. Speed (mm/s)		250	500	1000
行程範圍 Stroke Range (mm)		50...1050 / 50 間隔 Pitch		

最大負載值 Max. Load (kg)	水平 Horizontal	15
	側掛 Sidehang	12
	垂直 Vertical	6
導軌規格 Guide Spec.		W20×H15
光電開關 Optical Proximity Sensor		PM-T45

光電開關接綫圖 Optiacal Proximity Sensor Wiring Diagram

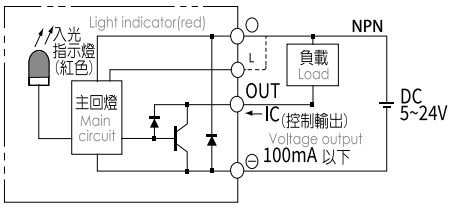

容許負載力距表 Allowable Overhang

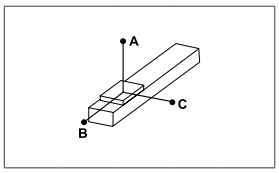

(單位 Unit : mm)

水平安裝 Horizontal Installation		A	B	C
導程 5 Lead	30kg	540	40	40
	40kg	390	20	20
	50kg	290	20	20
導程 10 Lead	15kg	520	80	80
	25kg	290	40	40
	30kg	240	30	30
導程 20 Lead	5kg	670	220	190
	10kg	330	100	90
	18kg	170	50	40

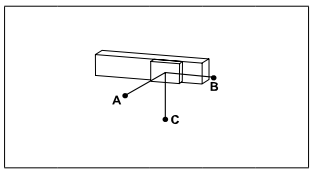

(單位 Unit : mm)

側掛安裝 Sidehang Installation		A	B	C
導程 5 Lead	25kg	50	50	670
	35kg	30	30	450
	50kg	20	20	290
導程 10 Lead	10kg	120	130	770
	20kg	50	60	380
	30kg	30	30	240
導程 20 Lead	6kg	160	180	560
	12kg	70	80	270
	18kg	40	50	175

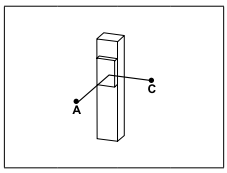

(單位 Unit : mm)

垂直安裝 Vertical Installation		A	C
導程 5 Lead	5kg	310	310
	8kg	190	190
	12kg	120	120
導程 10 Lead	4kg	340	340
	8kg	170	170
	-	-	-
導程 20 Lead	2kg	540	540
	3kg	360	360
	-	-	-

靜態容許負載慣量 Static Loading Moment

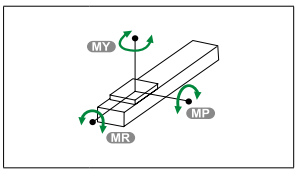

(單位 Unit : N.m)

MY	110
MP	110
MR	120

※力距表所表示的數據，代表重心。
The torque value in the chart indicate the center of gravity.
※倒吊使用無法套用標準規範，如有需求請洽詢我司業務。
Data information is not for ceiling-mount inverse use.Contact us for the details if you want to apply ceiling-mount inverse usage.

常用伺服電機尺寸參考數據 Common servo motor size reference data

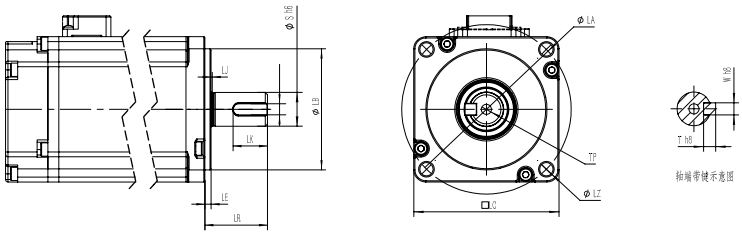

功率(W) Power Output	品牌 Motor Brand	識別代號 Identification code	S	LR	LA	W	LZ	LB	LE
200W	三菱 Mitsubishi	M	14	30	70	5	M5	50	3
200W	松下 Yaskawa	P	11	30	70	4（深2.5）	M4	50	3
200W	台達 Delta	T	11	30	70	4（深3.0）	M5	50	3
200W	杰美康 Jiemeikang	J	14	30	70	5	M5	50	3
200W	匯川 Inovance	H	11	30	70	5	M5	50	3
400W	三菱 Mitsubishi	M	14	30	70	5	M5	50	3
400W	松下 Yaskawa	P	14	30	70	5（深3.0）	M4	50	3
400W	台達 Delta	T	14	30	70	5（深3.0）	M5	50	3
400W	杰美康 Jiemeikang	J	14	30	70	5	M5	50	3
400W	匯川 Inovance	H	14	30	70	5	M5	50	3

馬達直接安裝/馬達下側間接按裝
Motor Direct Installation / Motor Downside Parallel Installation

CM 馬達直接安裝 Motor Direct Installation

單位 Unit: mm

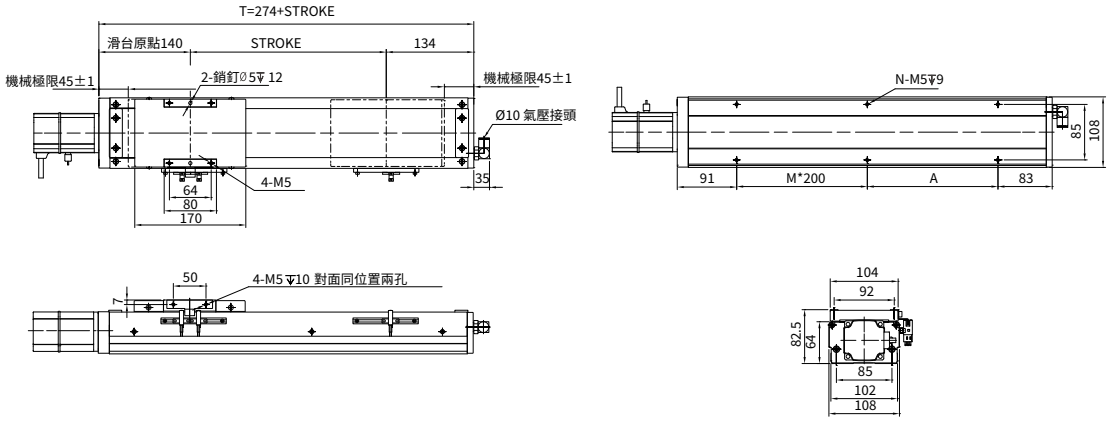

行程 Stroke	50	100	150	200	250	300	350	400	450	500	550	600	650	700	750	800	850	900	950	1000	1050
T	324	374	424	474	524	574	624	674	724	774	824	874	924	974	1024	1074	1124	1174	1224	1274	1324
A	150	200	50	100	150	200	50	100	150	200	50	100	150	200	50	100	150	200	50	100	150
M	0	0	1	1	1	1	2	2	2	2	3	3	3	3	4	4	4	4	5	5	5
N	4	4	6	6	6	6	8	8	8	8	10	10	10	10	12	12	12	12	14	14	14
重量 Weight (kg)	6.19	6.62	7.05	7.48	7.91	8.43	8.77	9.2	9.63	10.06	10.49	10.92	11.35	11.78	12.21	12.64	13.07	13.5	13.93	14.36	14.79

DM 馬達下側間接按裝 Motor Downside Parallel Installation

單位 Unit: mm

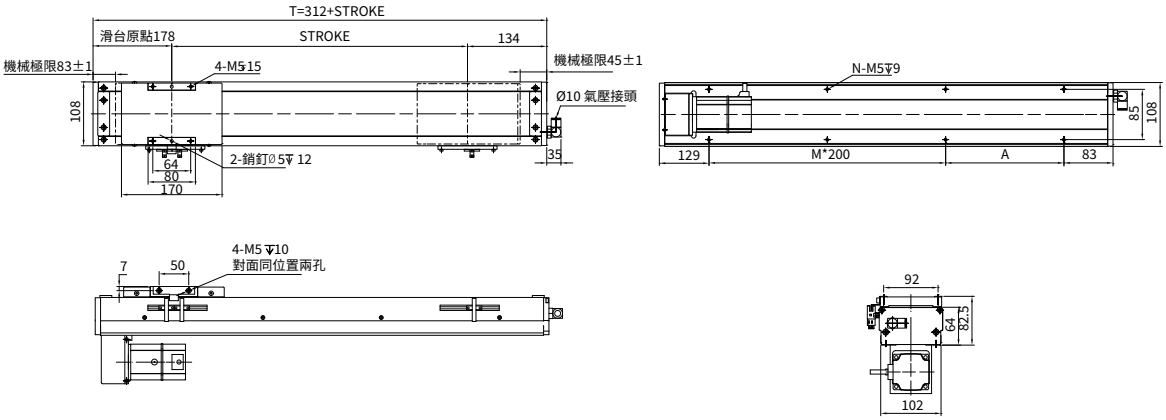

行程 Stroke	50	100	150	200	250	300	350	400	450	500	550	600	650	700	750	800	850	900	950	1000	1050
T	362	412	462	512	562	612	662	712	762	812	862	912	962	1012	1062	1112	1162	1212	1262	1312	1362
A	150	200	50	100	150	200	50	100	150	200	50	100	150	200	50	100	150	200	50	100	150
M	0	0	1	1	1	1	2	2	2	2	3	3	3	3	4	4	4	4	5	5	5
N	4	4	6	6	6	6	8	8	8	8	10	10	10	10	12	12	12	12	14	14	14
重量 Weight (kg)	7.02	7.45	7.88	8.31	8.74	9.17	9.6	10.03	10.46	10.89	11.32	11.75	12.18	12.61	13.04	13.47	13.9	14.33	14.76	15.19	15.62

馬達左側間接安裝/馬達右側間接安裝
Motor Leftside Parallel Installation / Motor Rightside Parallel Installation

LM 馬達左側間接安裝 Motor Leftside Parallel Installation

單位 Unit: mm

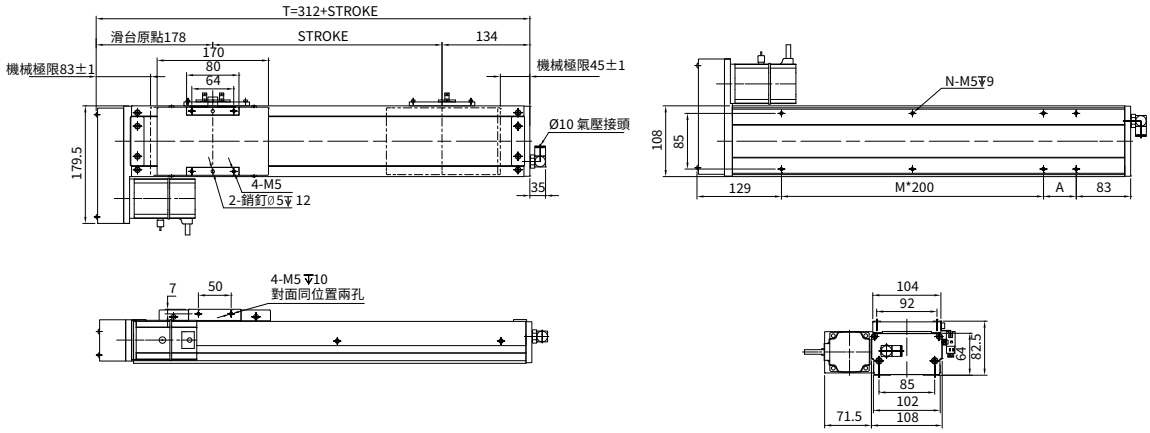

行程 Stroke	50	100	150	200	250	300	350	400	450	500	550	600	650	700	750	800	850	900	950	1000	1050
T	362	412	462	512	562	612	662	712	762	812	862	912	962	1012	1062	1112	1162	1212	1262	1312	1362
A	150	200	50	100	150	200	50	100	150	200	50	100	150	200	50	100	150	200	50	100	150
M	0	0	1	1	1	1	2	2	2	2	3	3	3	3	4	4	4	4	5	5	5
N	4	4	6	6	6	6	8	8	8	8	10	10	10	10	12	12	12	12	14	14	14
重量 Weight (kg)	7.02	7.45	7.88	8.31	8.74	9.17	9.6	10.03	10.46	10.89	11.32	11.75	12.18	12.61	13.04	13.47	13.9	14.33	14.76	15.19	15.62

RM 馬達右側間接安裝 Motor Rightside Parallel Installation

單位 Unit: mm

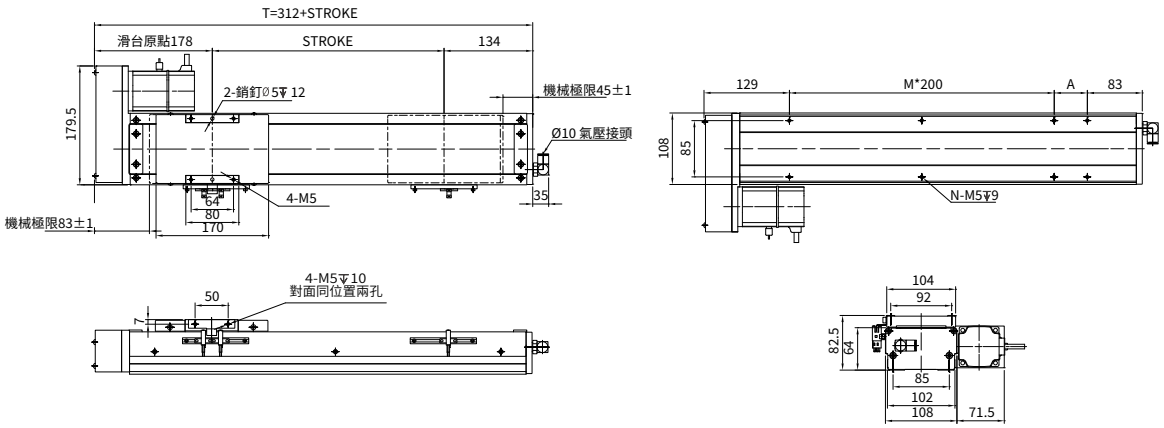

行程 Stroke	50	100	150	200	250	300	350	400	450	500	550	600	650	700	750	800	850	900	950	1000	1050
T	362	412	462	512	562	612	662	712	762	812	862	912	962	1012	1062	1112	1162	1212	1262	1312	1362
A	150	200	50	100	150	200	50	100	150	200	50	100	150	200	50	100	150	200	50	100	150
M	0	0	1	1	1	1	2	2	2	2	3	3	3	3	4	4	4	4	5	5	5
N	4	4	6	6	6	6	8	8	8	8	10	10	10	10	12	12	12	12	14	14	14
重量 Weight (kg)	7.02	7.45	7.88	8.31	8.74	9.17	9.6	10.03	10.46	10.89	11.32	11.75	12.18	12.61	13.04	13.47	13.9	14.33	14.76	15.19	15.62

本圖面僅供參考用途，實際尺寸皆以實際提供之2D/3D圖紙為準 This drawing is for reference only. The actual dimensions are based on the actual 2D / 3D drawings provided.

TW 台規全密式螺杆直線模組

TW. SEALED SPINDLE AXES LINEAR MODULE

AMCS-14D



此圖僅供參考，出貨規格詳見尺寸圖面

The picture is just for the reference. Please check the the actual dimensions on the drawing.

型號表示方式 Ordering Method

AMCS - 14D - L10 - 500 - CM - M40 - O3 - OS - 0000

本體型號 Model

行程 Stroke

50-1050mm

50間隔 50 mm Pitch

※行程50限定只能安裝2組光電。Limitations while stroke is 50 only install 2 sets of optoelectronics.

模組寬度 Module width

14	135mm-4個滑塊
D	防塵型 Dustproof type

導程 Lead

5	5mm
10	10mm
20	20mm
40	40mm

馬達安裝位置 Motor Position

CM	直接安裝 Direct Installation
DM	下側間接 Downside Parallel
LM	左側間接 Leftside Parallel
RM	右側間接 Rightside Parallel

馬達廠牌、功率 Motor Brand、Power Output

M	三菱 Mitsubishi	20	-
P	松下 Yaskawa	40	400W
T	台達 Delta	75	-
J	杰美康 Jiemeikang	1.0	-
H	匯川 Inovance	2.0	-

感應器 Limit Sensor

外掛型 Out Side	
3	3只 3 PCS
4	4只 4 PCS
無SENSOR No Sensor	

特注式樣 Special Order No.

注油系列 Oiling systemy

配有注油 Equipped with oiling
無 SENSOR No Sensor

產品基本規格 Specification

馬達輸出 Motor Power (W)		400			
額定扭矩 Torque (Nm)		1.27			
螺桿等級 Ball Screw Level		C7轉造 / C5研磨 Rolled Ball Screw / Ground Ball Screw			
重複定位精度 Rep. Accuracy (mm)		±0.01 / ±0.005			
螺桿規格 Ball Screw Spec.	Φ20	05	10	20	40
額定推力 Nominal Thrust (N)		1360	680	340	170
最高速度 Max. Speed (mm/s)		250	500	1000	2000
行程範圍 Stroke Range (mm)		50...1050 / 50 間隔 Pitch			

最大載值 Max. Load (kg)	水平 Horizontal	80
	側掛 Sidehang	40
	垂直 Vertical	20
導軌規格 Guide Spec.		W15×H12.5
光電開關 Optical Proximity Sensor		PM-T45

光電開關接綫圖 Optiacal Proximity Sensor Wiring Diagram

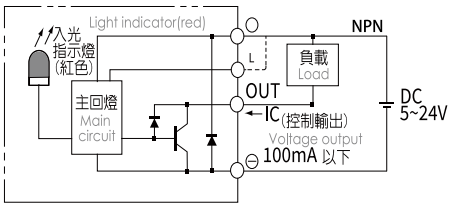

容許負載力距表 Allowable Overhang

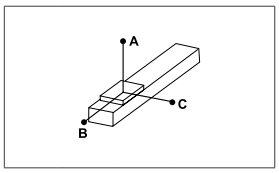

(單位 Unit : mm)

水平安裝 Horizontal Installation		A	B	C
導程 5 Lead	60kg	2510	240	230
	80kg	1810	170	160
	95kg	1530	130	130
導程 10 Lead	30kg	2720	470	430
	50kg	1570	260	240
	75kg	1000	160	150
導程 20/40 Lead	10kg	2300	1220	1020
	22kg	1440	540	450
	35kg	1000	320	270

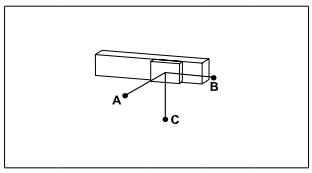

(單位 Unit : mm)

側掛安裝 Sidehang Installation		A	B	C
導程 5 Lead	55kg	250	260	2880
	75kg	170	180	2000
	95kg	130	130	1530
導程 10 Lead	35kg	360	390	2360
	55kg	210	230	1440
	75kg	150	160	1000
導程 20/40 Lead	12kg	850	1010	2550
	20kg	500	590	1580
	35kg	270	320	1000

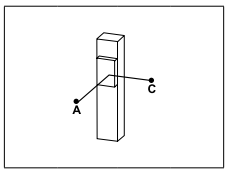

(單位 Unit : mm)

垂直安裝 Vertical Installation		A	C
導程 5 Lead	15kg	1110	1110
	22kg	770	770
	27kg	620	620
導程 10 Lead	10kg	1500	1500
	14kg	1070	1072
	18kg	830	830
導程 20/40 Lead	4kg	2980	2980
	7kg	1700	1700
	-	-	-

靜態容許負載慣量 Static Loading Moment

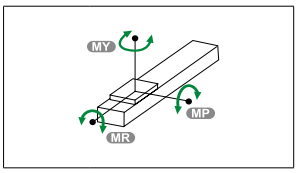

(單位 Unit : N.m)

MY	550
MP	550
MR	480

※力距表所表示的數據，代表重心。
The torque value in the chart indicate the center of gravity。
※倒吊使用無法套用標準規範，如有需求請洽詢我司業務。
Data information is not for ceiling-mount inverse use.Contact us for the details if you want to apply ceiling-mount inverse usage.

常用伺服電機尺寸參考數據 Common servo motor size reference data

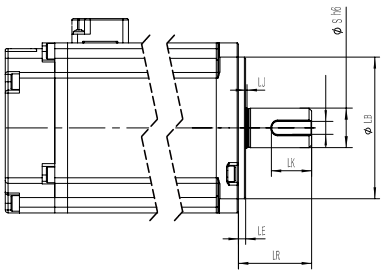

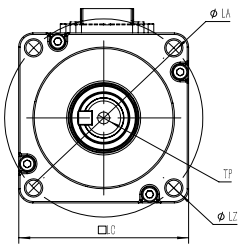

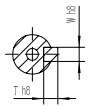

軸端帶鍵示意图

功率(W) Power Output	品牌 Motor Brand	識別代號 Identification code	S	LR	LA	W	LZ	LB	LE
400W	三菱 Mitsubishi	M	14	30	70	5	M5	50	3
400W	松下 Yaskawa	P	14	30	70	5（深3.0）	M4	50	3
400W	台達 Delta	T	14	30	70	5（深3.0）	M5	50	3
400W	杰美康 Jiemeikang	J	14	30	70	5	M5	50	3
400W	匯川 Inovance	H	14	30	70	5	M5	50	3

馬達直接安裝/馬達下側間接按裝
Motor Direct Installation / Motor Downside Parallel Installation

CM 馬達直接安裝 Motor Direct Installation

單位 Unit: mm

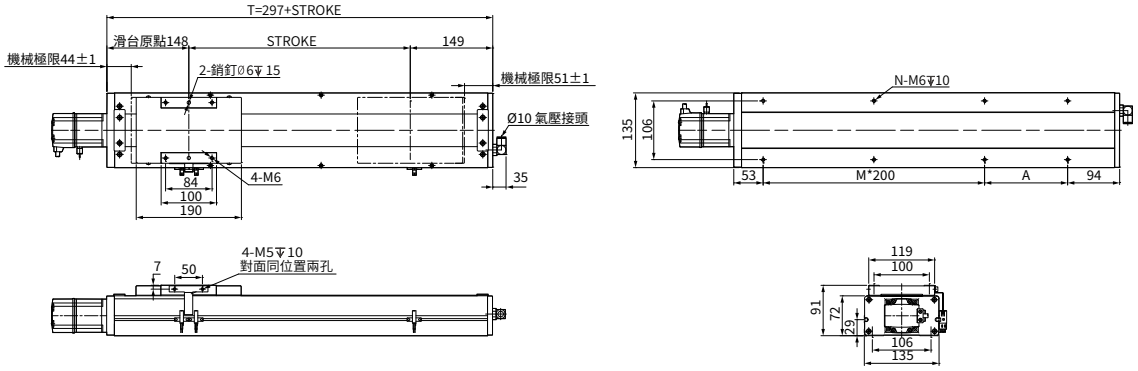

行程 Stroke	50	100	150	200	250	300	350	400	450	500	550	600	650	700	750	800	850	900	950	1000	1050
T	347	397	447	497	547	597	647	697	747	797	847	897	947	997	1047	1097	1147	1197	1247	1297	1347
A	200	50	100	150	200	50	100	150	200	50	100	150	200	50	100	150	200	50	100	150	200
M	0	1	1	1	1	2	2	2	2	3	3	3	3	4	4	4	4	5	5	5	5
N	4	6	6	6	6	8	8	8	8	10	10	10	10	12	12	12	12	14	14	14	14
重量 Weight (kg)	10.5	11.1	11.7	12.3	12.9	13.5	14.1	14.7	15.3	15.9	16.5	17.1	17.7	18.3	18.9	19.5	20.1	20.7	21.3	21.9	22.5

DM 馬達下側間接按裝 Motor Downside Parallel Installation

單位 Unit: mm

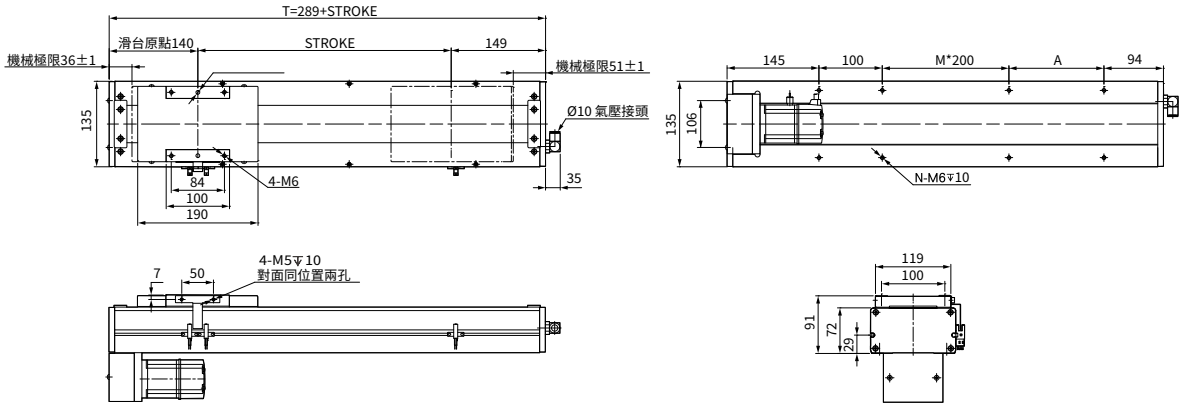

行程 Stroke	50	100	150	200	250	300	350	400	450	500	550	600	650	700	750	800	850	900	950	1000	1050
T	339	389	439	489	539	589	639	689	739	789	839	889	939	989	1039	1089	1139	1189	1239	1289	1339
A	200	50	100	150	200	50	100	150	200	50	100	150	200	50	100	150	200	50	100	150	200
M	0	0	0	0	0	1	1	1	1	2	2	2	2	3	3	3	3	4	4	4	4
N	4	6	6	6	6	8	8	8	8	10	10	10	10	12	12	12	12	14	14	14	14
重量 Weight (kg)	10.9	11.52	12.14	12.76	13.38	14	14.62	15.24	15.86	16.48	17.1	17.72	18.34	18.96	19.58	20.2	20.82	21.44	22.06	22.68	23.3

馬達左側間接安裝/馬達右側間接安裝
Motor Leftside Parallel Installation / Motor Rightside Parallel Installation

LM 馬達左側間接安裝 Motor Leftside Parallel Installation

單位 Unit: mm

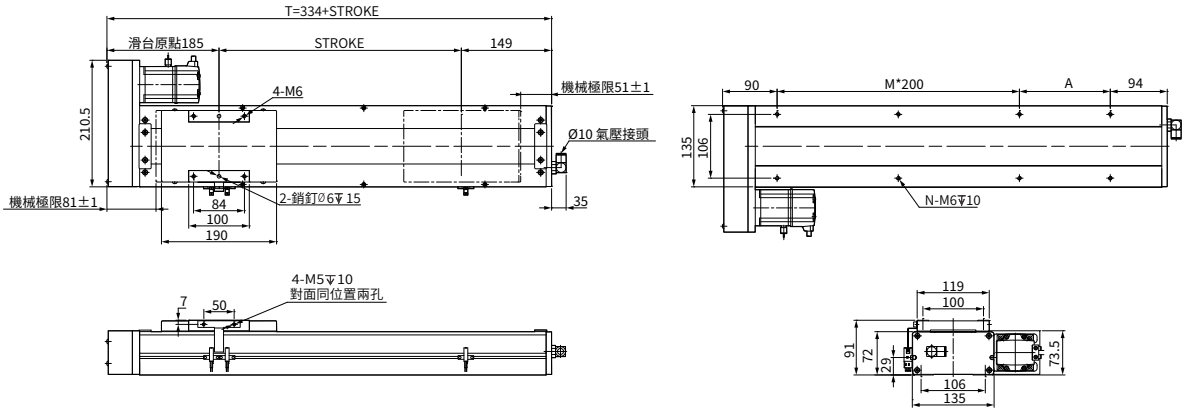

行程 Stroke	50	100	150	200	250	300	350	400	450	500	550	600	650	700	750	800	850	900	950	1000	1050
T	384	434	484	534	584	634	684	734	784	834	884	934	984	1034	1084	1134	1184	1234	1284	1334	1384
A	200	50	100	150	200	50	100	150	200	50	100	150	200	50	100	150	200	50	100	150	200
M	0	1	1	1	1	2	2	2	2	3	3	3	3	4	4	4	4	5	5	5	5
N	4	6	6	6	6	8	8	8	8	10	10	10	10	12	12	12	12	14	14	14	14
重量 Weight (kg)	10.9	11.52	12.14	12.76	13.38	14	14.62	15.24	15.86	16.48	17.1	17.72	18.34	18.96	19.58	20.2	20.82	21.44	22.06	22.68	23.3

RM 馬達右側間接安裝 Motor Rightside Parallel Installation

單位 Unit: mm

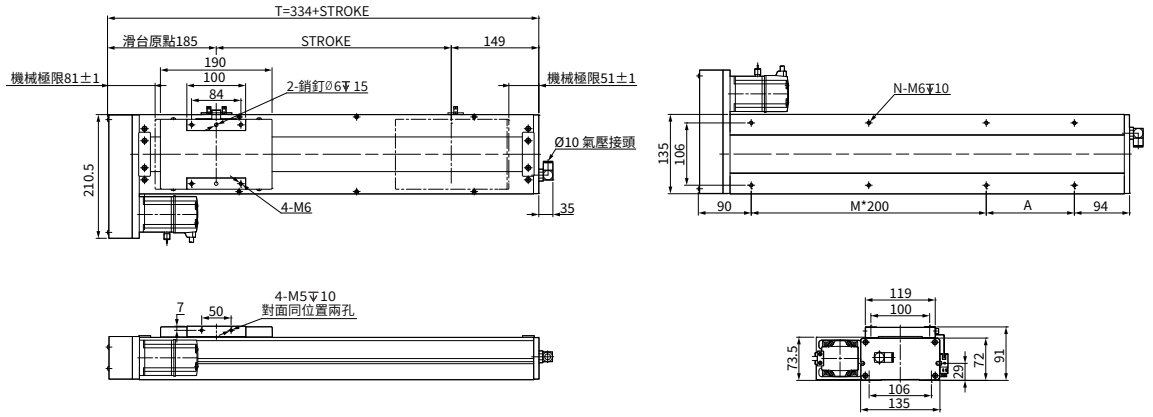

行程 Stroke	50	100	150	200	250	300	350	400	450	500	550	600	650	700	750	800	850	900	950	1000	1050
T	384	434	484	534	584	634	684	734	784	834	884	934	984	1034	1084	1134	1184	1234	1284	1334	1384
A	200	50	100	150	200	50	100	150	200	50	100	150	200	50	100	150	200	50	100	150	200
M	0	1	1	1	1	2	2	2	2	3	3	3	3	4	4	4	4	5	5	5	5
N	4	6	6	6	6	8	8	8	8	10	10	10	10	12	12	12	12	14	14	14	14
重量 Weight (kg)	10.9	11.52	12.14	12.76	13.38	14	14.62	15.24	15.86	16.48	17.1	17.72	18.34	18.96	19.58	20.2	20.82	21.44	22.06	22.68	23.3

本圖面僅供參考用途，實際尺寸皆以實際提供之2D/3D圖紙為準 This drawing is for reference only. The actual dimensions are based on the actual 2D / 3D drawings provided.

TW 台規全密式螺杆直線模組

TW. SEALED SPINDLE AXES LINEAR MODULE

AMCS-17D



此圖僅供參考，出貨規格詳見尺寸圖面

The picture is just for the reference. Please check the the actual dimensions on the drawing.

型號表示方式 Ordering Method

AMCS - 17D - L10 - 500 - CM - M75 - O3 - OS - 0000

本體型號 Model

行程 Stroke

50-1250mm

50間隔 50 mm Pitch

※行程50限定只能安裝2組光電。
Limitations while stroke is 50 only install 2 sets of optoelectronics.

模組寬度 Module width

17	170mm
D	防塵型 Dustproof type

導程 Lead

5	5mm
10	10mm
25	25mm

馬達安裝位置 Motor Position

CM	直接安裝 Direct Installation
DM	下側間接 Downside Parallel
LM	左側間接 Leftside Parallel
RM	右側間接 Rightside Parallel

馬達廠牌、功率 Motor Brand、Power Output

M	三菱 Mitsubishi	20	-
P	松下 Yaskawa	40	-
T	台達 Delta	75	750 W
J	杰美康 Jemeikang	1.0	-
H	匯川 Inovance	2.0	-

感應器 Limit Sensor

外掛型 Out Side	
3	3只 3 PCS
4	4只 4 PCS
無SENSOR No Sensor	

特注式樣 Special Order No.

注油系列 Oiling systemy

配有注油 Equipped with oiling
無 SENSOR No Sensor

產品基本規格 Specification

馬達輸出 Motor Power (W)		750		
額定扭矩 Torque (Nm)		2.39		
螺桿等級 Ball Screw Level		C7轉造 / C5研磨 Rolled Ball Screw / Ground Ball Screw		
重複定位精度 Rep. Accuracy (mm)		±0.01 / ±0.005		
螺桿規格 Ball Screw Spec.	Φ25	05	10	25
額定推力 Nominal Thrust (N)		2550	1280	510
最高速度 Max. Speed (mm/s)		250	500	1250
行程範圍 Stroke Range (mm)		50...1250 / 50 間隔 Pitch		

最大載值 Max. Load (kg)	水平 Horizontal	110
	側掛 Sidehang	70
	垂直 Vertical	35
導軌規格 Guide Spec.		W20×H15
光電開關 Optical Proximity Sensor		PM-T45

光電開關接綫圖 Optiacal Proximity Sensor Wiring Diagram

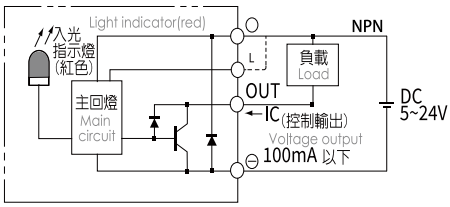

容許負載力距表 Allowable Overhang

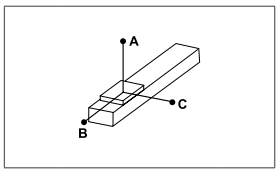

(單位 Unit : mm)

水平安裝 Horizontal Installation		A	B	C
導程 5 Lead	70kg	3230	340	400
	90kg	2480	260	300
	120kg	1860	180	210
導程 10 Lead	65kg	1910	330	370
	85kg	1440	240	270
	120kg	1000	160	180
導程 25 Lead	35kg	1660	540	530
	55kg	1030	330	320
	83kg	650	200	200

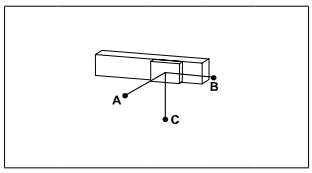

(單位 Unit : mm)

側掛安裝 Sidehang Installation		A	B	C
導程 5 Lead	75kg	370	320	2980
	95kg	280	240	2330
	1200kg	210	180	1850
導程 10 Lead	60kg	400	360	2090
	80kg	290	260	1550
	120kg	180	160	1000
導程 25 Lead	30kg	630	640	1960
	50kg	360	360	1140
	83kg	200	200	650

靜態容許負載慣量 Static Loading Moment

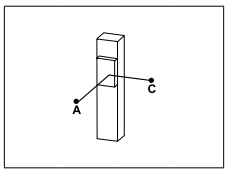

(單位 Unit : mm)

垂直安裝 Vertical Installation		A	C
導程 5 Lead	20kg	1360	1360
	30kg	910	910
	50kg	540	540
導程 10 Lead	15kg	1610	1610
	25kg	970	970
	15kg	600	600
導程 25 Lead	10kg	1920	1920
	14kg	1370	1370
	25kg	760	760

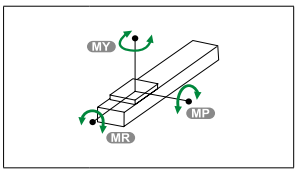

(單位 Unit : N.m)

MY	1030
MP	1030
MR	900

※力距表所表示的數據，代表重心。
The torque value in the chart indicate the center of gravity。
※倒吊使用無法套用標準規範，如有需求請洽詢我司業務。
Data information is not for ceiling-mount inverse use.Contact us for the details if you want to apply ceiling-mount inverse usage.

常用伺服電機尺寸參考數據 Common servo motor size reference data

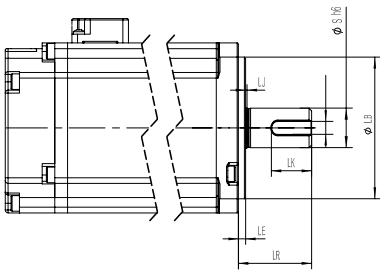

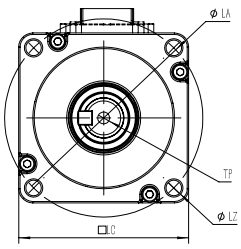

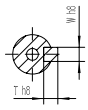

軸端帶键示意图

功率(W) Power Output	品牌 Motor Brand	識別代號 Identification code	S	LR	LA	W	LZ	LB	LE
750W	三菱 Mitsubishi	M	19	40	90	6	M6	70	3
750W	松下 Yaskawa	P	19	35	90	6（深3.5）	M5	70	3
750W	台達 Delta	T	19	35	90	6（深3.5）	M6	70	3
750W	杰美康 Jiemeikang	J	19	40	90	6	M6	70	3
750W	匯川 Inovance	H	19	35	90	3	M6	70	3

馬達直接安裝/馬達下側間接按裝
Motor Direct Installation / Motor Downside Parallel Installation

CM 馬達直接安裝 Motor Direct Installation

單位 Unit: mm

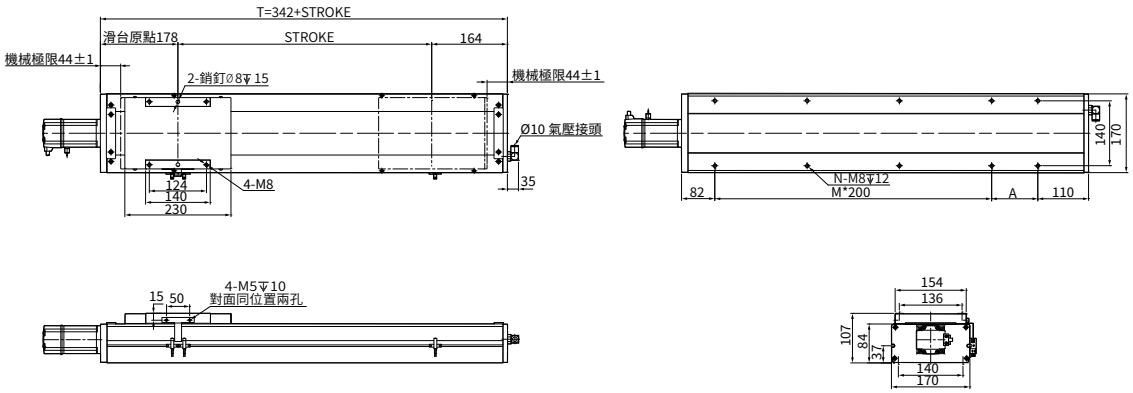

行程 Stroke	50	100	150	200	250	300	350	400	450	500	550	600	650	700	750	800	850	900	950	1000	1050	1100	1150	1200	1250
T	392	442	492	542	592	642	692	742	792	842	892	942	992	1042	1092	1142	1192	1242	1292	1342	1392	1442	1492	1542	1592
A	200	50	100	150	200	50	100	150	200	50	100	150	200	50	100	150	200	50	100	150	200	50	100	150	200
M	0	1	1	1	1	2	2	2	2	3	3	3	3	4	4	4	4	5	5	5	5	6	6	6	6
N	4	6	6	6	6	8	8	8	8	10	10	10	10	12	12	12	12	14	14	14	14	16	16	16	16
重量 Weight (kg)	11.84	12.62	13.4	14.18	14.96	15.74	16.52	17.3	18.08	18.85	19.63	20.41	21.19	21.97	22.75	23.53	24.31	25.09	25.87	26.65	27.43	28.21	28.99	29.77	30.55

DM 馬達下側間接按裝 Motor Downside Parallel Installation

單位 Unit: mm

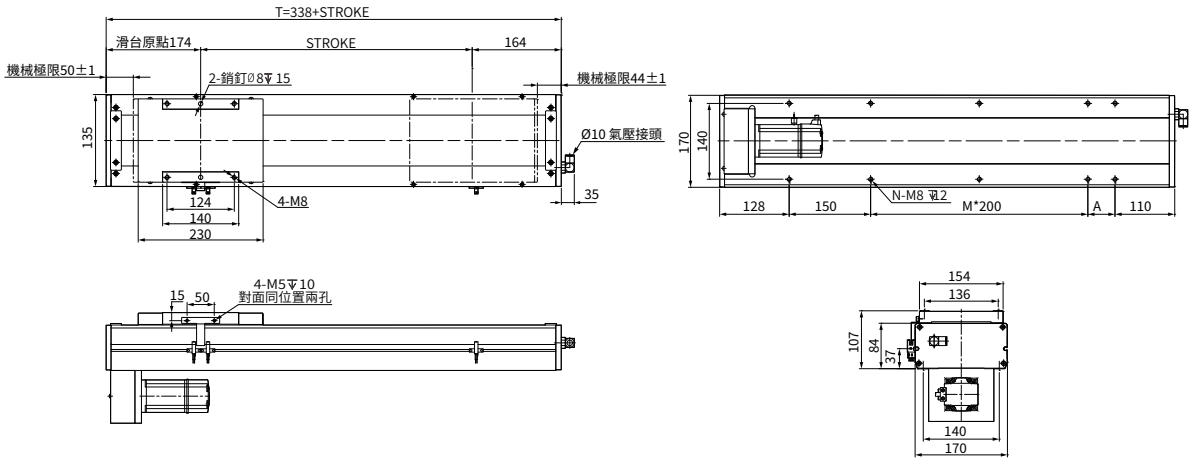

行程 Stroke	50	100	150	200	250	300	350	400	450	500	550	600	650	700	750	800	850	900	950	1000	1050	1100	1150	1200	1250
T	388	438	488	538	588	638	688	738	788	838	888	938	988	1038	1088	1138	1188	1238	1288	1338	1388	1438	1488	1538	1588
A	200	50	100	150	200	50	100	150	200	50	100	150	200	50	100	150	200	50	100	150	200	50	100	150	200
M	0	0	0	0	0	1	1	1	1	2	2	2	2	3	3	3	3	4	4	4	4	5	5	5	5
N	4	6	6	6	6	8	8	8	8	10	10	10	10	12	12	12	12	14	14	14	14	16	16	16	16
重量 Weight (kg)	12.61	13.39	14.17	14.96	15.74	16.53	17.31	18.1	18.88	19.67	20.45	21.24	22.02	22.81	23.59	24.38	25.17	25.59	26.74	27.52	28.31	29.09	29.88	30.66	31.45

馬達左側間接安裝/馬達右側間接安裝
Motor Leftside Parallel Installation / Motor Rightside Parallel Installation

LM 馬達左側間接安裝 Motor Leftside Parallel Installation

單位 Unit: mm

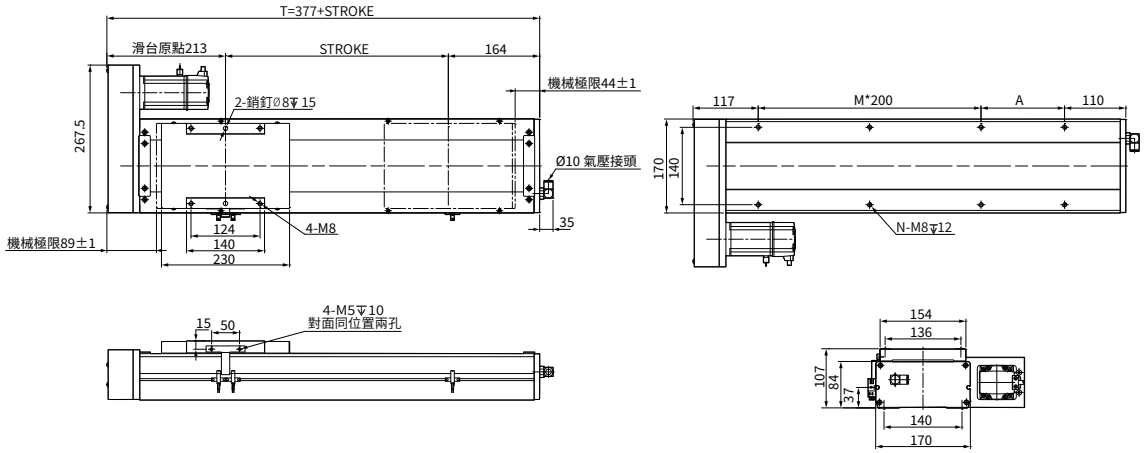

行程 Stroke	50	100	150	200	250	300	350	400	450	500	550	600	650	700	750	800	850	900	950	1000	1050	1100	1150	1200	1250
T	427	477	527	577	627	677	727	777	827	877	927	977	1027	1077	1127	1177	1227	1277	1327	1377	1427	1477	1527	1577	1627
A	200	50	100	150	200	50	100	150	200	50	100	150	200	50	100	150	200	50	100	150	200	50	100	150	200
M	0	1	1	1	1	2	2	2	2	3	3	3	3	4	4	4	4	5	5	5	5	6	6	6	6
N	4	6	6	6	6	8	8	8	8	10	10	10	10	12	12	12	12	14	14	14	14	16	16	16	16
重量 Weight (kg)	12.61	13.39	14.17	14.96	15.74	16.53	17.31	18.1	18.88	19.67	20.45	21.24	22.02	22.81	23.59	24.38	25.17	25.59	26.74	27.52	28.31	29.09	29.88	30.66	31.45

RM 馬達右側間接安裝 Motor Rightside Parallel Installation

單位 Unit: mm

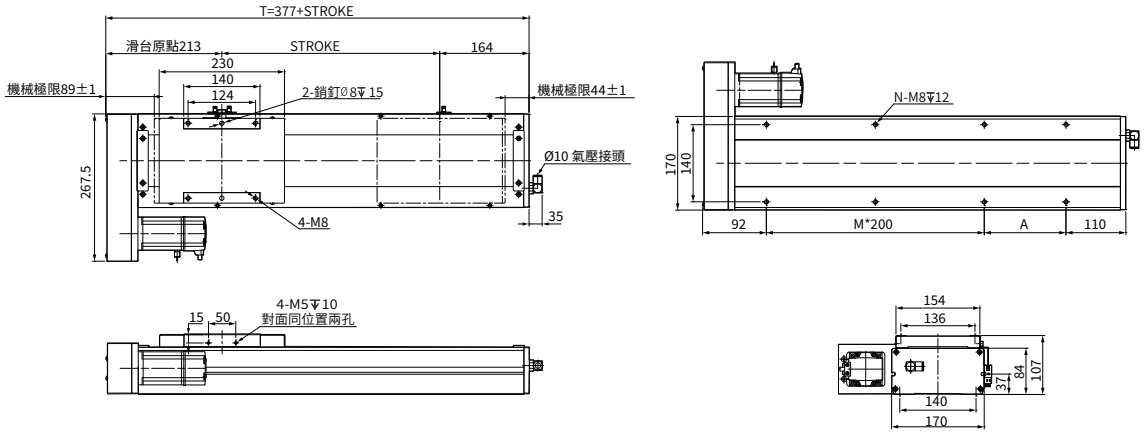

行程 Stroke	50	100	150	200	250	300	350	400	450	500	550	600	650	700	750	800	850	900	950	1000	1050	1100	1150	1200	1250
T	427	477	527	577	627	677	727	777	827	877	927	977	1027	1077	1127	1177	1227	1277	1327	1377	1427	1477	1527	1577	1627
A	200	50	100	150	200	50	100	150	200	50	100	150	200	50	100	150	200	50	100	150	200	50	100	150	200
M	0	1	1	1	1	2	2	2	2	3	3	3	3	4	4	4	4	5	5	5	5	6	6	6	6
N	4	6	6	6	6	8	8	8	8	10	10	10	10	12	12	12	12	14	14	14	14	16	16	16	16
重量 Weight (kg)	12.61	13.39	14.17	14.96	15.74	16.53	17.31	18.1	18.88	19.67	20.45	21.24	22.02	22.81	23.59	24.38	25.17	25.59	26.74	27.52	28.31	29.09	29.88	30.66	31.45

本圖面僅供參考用途，實際尺寸皆以實際提供之2D/3D圖紙為準 This drawing is for reference only. The actual dimensions are based on the actual 2D / 3D drawings provided.

TW 台規全密式螺杆直線模組

TW. SEALED SPINDLE AXES LINEAR MODULE

AMCS-22D



此圖僅供參考，出貨規格詳見尺寸圖面

The picture is just for the reference. Please check the the actual dimensions on the drawing.

型號表示方式 Ordering Method

AMCS - 22D - L10 - 500 - CM - M75 - O3 - OS - 0000

本體型號 Model

模組寬度 Module width

22	220mm
D	防塵型 Dustproof type

導程 Lead

5	5mm
10	10mm
25	25mm
32	32mm

行程 Stroke

50-1500mm

50間隔 50 mm Pitch

※行程50限定只能安裝2組光電。
Limitations while stroke is 50 only install 2 sets of optoelectronics.

馬達安裝位置 Motor Position

CM	直接安裝 Direct Installation
DM	下側間接 Downside Parallel
LM	左側間接 Leftside Parallel
RM	右側間接 Rightside Parallel

馬達廠牌、功率 Motor Brand、Power Output

M	三菱 Mitsubishi	20	-
P	松下 Yaskawa	40	-
T	台達 Delta	75	750W
J	杰美康 Jiemeikang	1.0	-
H	匯川 Inovance	2.0	-

感應器 Limit Sensor

外掛型 Out Side	
3	3只 3 PCS
4	4只 4 PCS
無SENSOR No Sensor	

特注式樣 Special Order No.

注油系列 Oiling systemy

配有注油Equipped with oiling
無 SENSOR No Sensor

產品基本規格 Specification

馬達輸出 Motor Power (W)		750			
額定扭矩 Torque (Nm)		2.39			
螺桿等級 Ball Screw Level		C7轉造 / C5研磨 Rolled Ball Screw / Ground Ball Screw			
重複定位精度 Rep. Accuracy (mm)		±0.01 / ±0.005			
螺桿規格 Ball Screw Spec.	Φ32	05	10	25	32
額定推力 Nominal Thrust (N)		2550	1280	640	400
最高速度 Max. Speed (mm/s)		250	500	1000	1600
行程範圍 Stroke Range (mm)		50...1500 / 50 間隔 Pitch			

最大負載值 Max. Load (kg)	水平 Horizontal	140
	側掛 Sidehang	90
	垂直 Vertical	60
導軌規格 Guide Spec.		W25×H18
光電開關 Optical Proximity Sensor		PM-T45

光電開關接綫圖 Optiacal Proximity Sensor Wiring Diagram

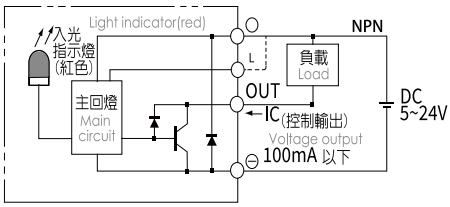

容許負載力距表 Allowable Overhang

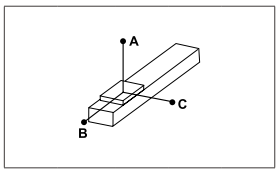

(單位 Unit : mm)

水平安裝 Horizontal Installation		A	B	C
導程 5 Lead	100kg	5000	630	550
	125kg	3880	490	430
	150kg	3350	390	340
導程 10 Lead	100kg	3220	560	470
	125kg	2550	430	360
	150kg	2110	340	295
導程 25/32 Lead	65kg	1520	610	450
	85kg	1130	450	330
	105kg	890	350	260

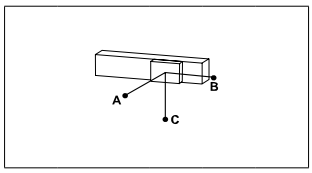

(單位 Unit : mm)

側掛安裝 Sidehang Installation		A	B	C
導程 5 Lead	110kg	500	560	4500
	130kg	410	460	3710
	150kg	340	390	3350
導程 10 Lead	110kg	420	500	2900
	130kg	350	410	2440
	150kg	290	340	2110
導程 25/32 Lead	70kg	420	560	1400
	90kg	310	420	1060
	105kg	260	350	890

靜態容許負載慣量 Static Loading Moment

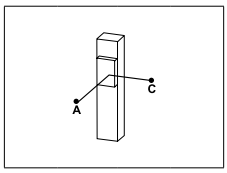

(單位 Unit : mm)

垂直安裝 Vertical Installation		A	C
導程 5 Lead	30kg	2350	2350
	40kg	1760	1760
	55kg	1280	1280
導程 10 Lead	25kg	2500	2500
	35kg	1790	1790
	45kg	1390	1390
導程 25/32 Lead	15kg	2710	2710
	20kg	2030	2030
	20kg	2030	2030

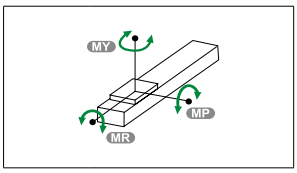

(單位 Unit : N.m)

MY	2050
MP	2050
MR	1810

※力距表所表示的數據，代表重心。
The torque value in the chart indicate the center of gravity.
※倒吊使用無法套用標準規範，如有需求請洽詢我司業務。
Data information is not for ceiling-mount inverse use.Contact us for the details if you want to apply ceiling-mount inverse usage.

常用伺服電機尺寸參考數據 Common servo motor size reference data

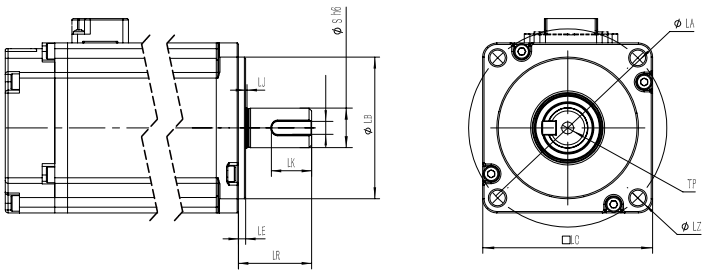

轴端带键示意图

功率(W) Power Output	品牌 Motor Brand	識別代號 Identification code	S	LR	LA	W	LZ	LB	LE
750W	三菱 Mitsubishi	M	19	40	90	6	M6	70	3
750W	松下 Yaskawa	P	19	35	90	6（深3.5）	M5	70	3
750W	台達 Delta	T	19	35	90	6（深3.5）	M6	70	3
750W	杰美康 Jiemeikang	J	19	40	90	6	M6	70	3
750W	匯川 Inovance	H	19	35	90	3	M6	70	3

馬達直接安裝/馬達下側間接按裝
Motor Direct Installation / Motor Downside Parallel Installation

CM 馬達直接安裝 Motor Direct Installation

單位 Unit: mm

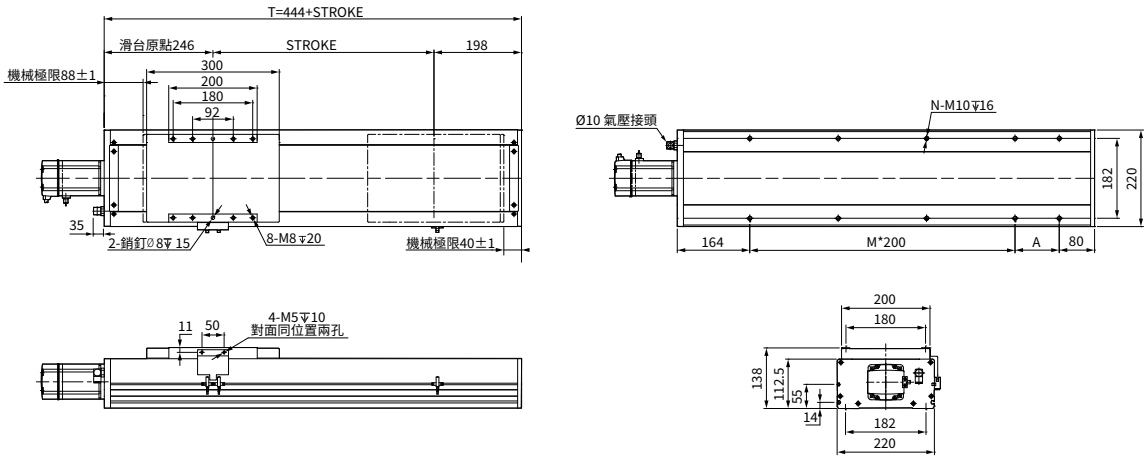

行程 Stroke	50	100	150	200	250	300	350	400	450	500	550	600	650	700	750	800	850	900	950	1000	1050	1100	1150	1200	1250	1300	1350	1400	1450	1500
T	494	544	594	644	694	744	794	844	894	944	994	1044	1094	1144	1194	1244	1294	1344	1394	1444	1494	1544	1594	1644	1694	1744	1794	1844	1894	1944
A	50	100	150	200	50	100	150	200	50	100	150	200	50	100	150	200	50	100	150	200	50	100	150	200	50	100	150	200	50	100
M	1	1	1	1	2	2	2	2	3	3	3	3	4	4	4	4	5	5	5	5	6	6	6	6	7	7	7	7	8	8
N	6	6	6	6	8	8	8	8	10	10	10	10	12	12	12	12	14	14	14	14	16	16	16	16	18	18	18	18	20	20
重量 Weight (kg)	27.5	29.96	30.42	31.88	33.34	34.8	36.26	37.72	39.18	40.64	42.1	43.56	45.02	46.48	47.94	49.4	50.86	52.32	53.78	55.24	56.7	58.16	59.62	61.08	62.54	64	65.46	66.92	68.38	69.84

DM 馬達下側間接按裝 Motor Downside Parallel Installation

單位 Unit: mm

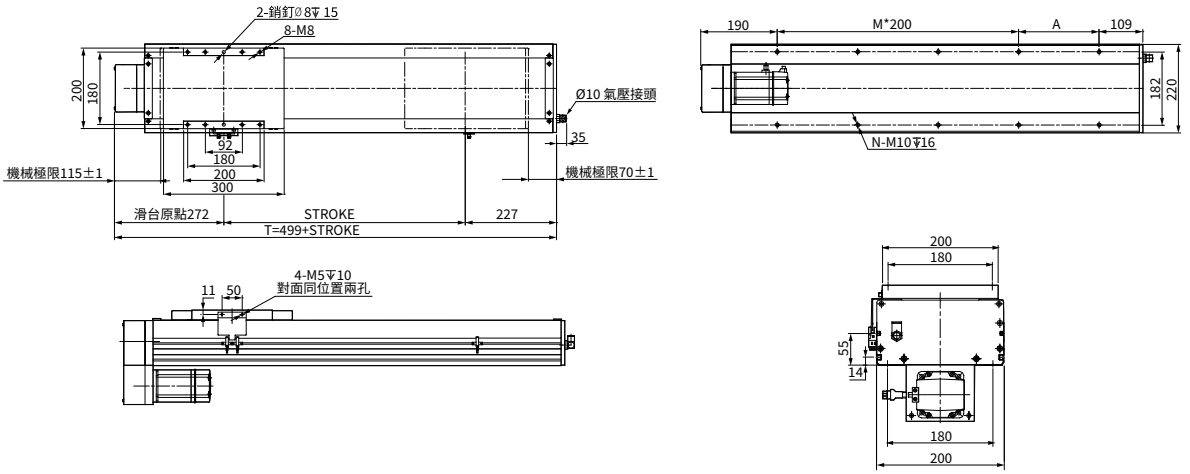

行程 Stroke	50	100	150	200	250	300	350	400	450	500	550	600	650	700	750	800	850	900	950	1000	1050	1100	1150	1200	1250	1300	1350	1400	1450	1500
T	549	599	649	699	749	799	849	899	949	999	1049	1099	1149	1199	1249	1299	1349	1399	1449	1499	1549	1599	1949	1699	1749	1799	1849	1899	1949	1999
A	50	100	150	200	50	100	150	200	50	100	150	200	50	100	150	200	50	100	150	200	50	100	150	200	50	100	150	200	50	100
M	1	1	1	1	2	2	2	2	3	3	3	3	4	4	4	4	5	5	5	5	6	6	6	6	7	7	7	7	8	8
N	6	6	6	6	8	8	8	8	10	10	10	10	12	12	12	12	14	14	14	14	16	16	16	16	18	18	18	18	20	20
重量 Weight (kg)	28.6	30.06	31.52	32.98	34.44	35.9	37.36	38.82	40.28	41.74	43.2	44.66	46.12	47.58	49.04	50.5	51.96	53.42	54.88	56.34	57.8	59.26	60.72	62.18	63.64	65.1	65.56	68.02	69.48	70.94

馬達左側間接安裝/馬達右側間接安裝
Motor Leftside Parallel Installation / Motor Rightside Parallel Installation

LM 馬達左側間接安裝 Motor Leftside Parallel Installation

單位 Unit: mm

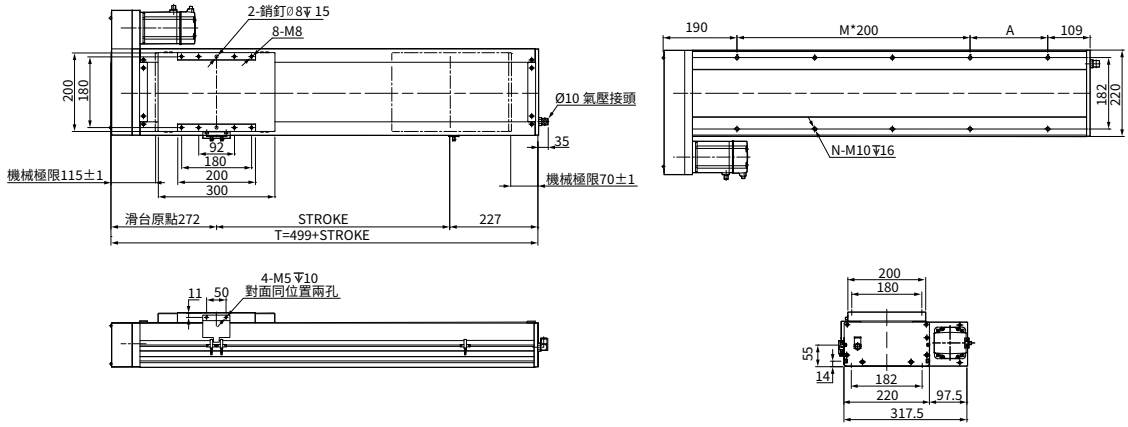

行程 Stroke	50	100	150	200	250	300	350	400	450	500	550	600	650	700	750	800	850	900	950	1000	1050	1100	1150	1200	1250	1300	1350	1400	1450	1500
T	549	599	649	699	749	799	849	899	949	999	1049	1099	1149	1199	1249	1299	1349	1399	1449	1499	1549	1599	1949	1699	1749	1799	1849	1899	1949	1999
A	50	100	150	200	50	100	150	200	50	100	150	200	50	100	150	200	50	100	150	200	50	100	150	200	50	100	150	200	50	100
M	1	1	1	1	2	2	2	2	3	3	3	3	4	4	4	4	5	5	5	5	6	6	6	6	7	7	7	7	8	8
N	6	6	6	6	8	8	8	8	10	10	10	10	12	12	12	12	14	14	14	14	16	16	16	16	18	18	18	18	20	20
重量 Weight (kg)	28.6	30.06	31.52	32.98	34.44	35.9	37.36	38.82	40.28	41.74	43.2	44.66	46.12	47.58	49.04	50.5	51.96	53.42	54.88	56.34	57.8	59.26	60.72	62.18	63.64	65.1	65.56	68.02	69.48	70.94

RM 馬達右側間接安裝 Motor Rightside Parallel Installation

單位 Unit: mm

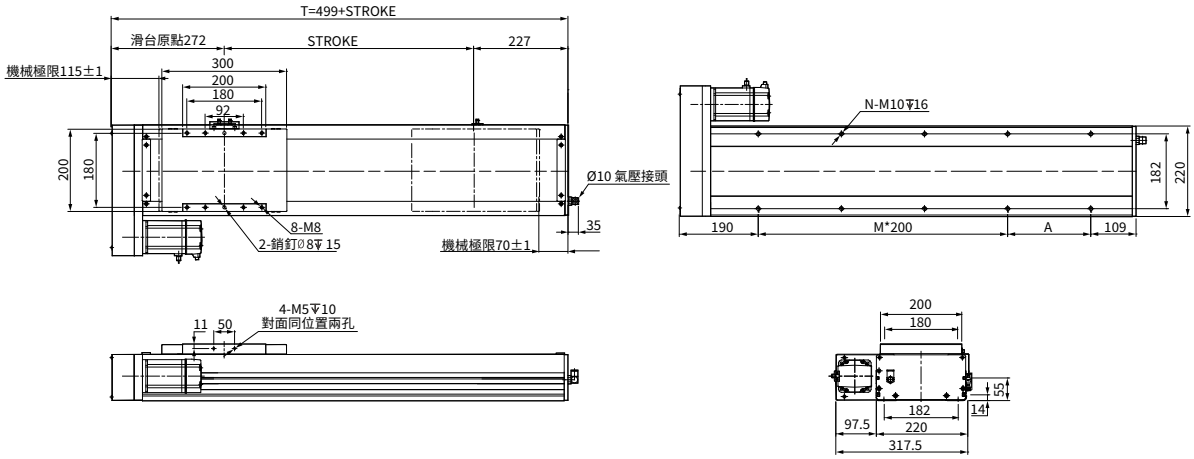

行程 Stroke	50	100	150	200	250	300	350	400	450	500	550	600	650	700	750	800	850	900	950	1000	1050	1100	1150	1200	1250	1300	1350	1400	1450	1500
T	549	599	649	699	749	799	849	899	949	999	1049	1099	1149	1199	1249	1299	1349	1399	1449	1499	1549	1599	1949	1699	1749	1799	1849	1899	1949	1999
A	50	100	150	200	50	100	150	200	50	100	150	200	50	100	150	200	50	100	150	200	50	100	150	200	50	100	150	200	50	100
M	1	1	1	1	2	2	2	2	3	3	3	3	4	4	4	4	5	5	5	5	6	6	6	6	7	7	7	7	8	8
N	6	6	6	6	8	8	8	8	10	10	10	10	12	12	12	12	14	14	14	14	16	16	16	16	18	18	18	18	20	20
重量 Weight (kg)	28.6	30.06	31.52	32.98	34.44	35.9	37.36	38.82	40.28	41.74	43.2	44.66	46.12	47.58	49.04	50.5	51.96	53.42	54.88	56.34	57.8	59.26	60.72	62.18	63.64	65.1	65.56	68.02	69.48	70.94

本圖面僅供參考用途，實際尺寸皆以實際提供之2D/3D圖紙為準 This drawing is for reference only. The actual dimensions are based on the actual 2D / 3D drawings provided.

MEMO

同步帶系列

AMCT Series

台規半密式同步帶直線模组

TW. SEMI-SEALED TOOTHED BELT AXES LINEAR MODULE

CONTENTS

一般環境 / 時規皮帶 Standard/Timing Belt

AMCT-10	本體寬度 Width	102mm
	最大行程 Max.stroke	2550mm
	最大荷重 Max.payload	10kg
AMCT-14	本體寬度 Width	135mm
	最大行程 Max.stroke	3050mm
	最大荷重 Max.payload	20kg
AMCT-17	本體寬度 Width	170mm
	最大行程 Max.stroke	3050mm
	最大荷重 Max.payload	45kg
AMCT-22	本體寬度 Width	220mm
	最大行程 Max.stroke	3050mm
	最大荷重 Max.payload	100kg

TW 台規半密式同步帶直線模組

TW. SEMI-SEALED TOOTHED BELT AXES LINEAR MODULE

AMCT-10

此圖僅供參考，出貨規格詳見尺寸圖面

The picture is just for the reference. Please check the the actual dimensions on the drawing.

型號表示方式 Ordering Method

AMCT - 10 - L32 - 500 - L - M10 - O3 - OS - 0000

本體型號 Model

模組寬度 Module width

10	102mm

導程 Lead

32	32mm

行程 Stroke

50-2550mm

50間隔 50 mm Pitch

※行程50限定只能安裝2組光電。
Limitations while stroke is 50 only install 2 sets of optoelectronics.

馬達安裝位置 Motor Position

L	馬達左折 Motor Left Side
R	馬達右折 Motor Right Side
LU	馬達左上折 Motor Left Upper Side
RU	馬達右上折 Motor Right Upper Side
LD	馬達左下折 Motor Left Lower Side
RD	馬達右下折 Motor Right Lower Side

馬達廠牌、功率 Motor Brand、Power Output

M	三菱 Mitsubishi	10	100W
P	松下 Yaskawa	20	-
T	台達 Delta	40	-
J	杰美康 Jemetkang	75	-
H	匯川 Inovance	1.0	-

感應器 Limit Sensor

外掛型 Out Side	
3	3只 3 PCS
4	4只 4 PCS
無SENSOR No Sensor	

特注式樣 Special Order No.

注油系列 Oiling systemy

配有注油Equipped with oiling
無 SENSOR No Sensor

產品基本規格 Specification

馬達輸出 Motor Power (W)	100
額定扭矩 Torque (Nm)	0.32
同步帶規格 Toothed Belt Spec.	STD 3 M - 15 x 3
重複定位精度 Rep. Accuracy (mm)	±0.04
減速比配置 Reducer Ratio Config.	減速機 Gear Reducer 1:3 ~ 1:10
同步帶導程 Toothed Belt Pitch (mm)	32
最高速度 Max. Speed (mm/s)	1600
行程範圍 Stroke Range (mm)	50...2550 / 50 間隔 Pitch

最大負載值 Max. Load (kg)	水平 Horizontal	10
	側掛 Sidehang	8
導軌規格 Guide Spec.		W20×H15
光電開關 Optical Proximity Sensor		PM-T45

光電開關接綫圖 Optiacal Proximity Sensor Wiring Diagram

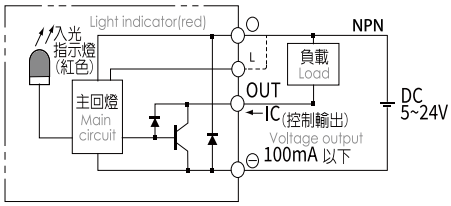

容許負載力距表 Allowable Overhang

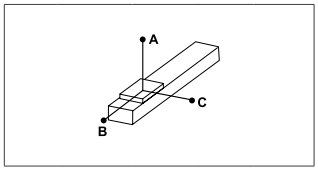

(單位 Unit : mm)

水平安裝 Horizontal Installation		A	B	C
導程 32 Lead	5kg	490	150	120
	8kg	300	90	70
	10kg	230	70	60

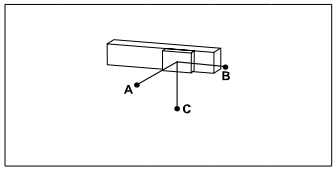

(單位 Unit : mm)

側掛安裝 Sidehang Installation		A	B	C
導程 32 Lead	4kg	160	190	620
	7kg	80	106	340
	10kg	60	70	230

※力距表所表示的數據，代表重心。
The torque value in the chart indicate the center of gravity。
※倒吊使用無法套用標準規範，如有需求請洽詢我司業務。
Data information is not for ceiling-mount inverse use.Contact us for the details if you want to apply ceiling-mount inverse usage.

靜態容許負載慣量 Static Loading Moment

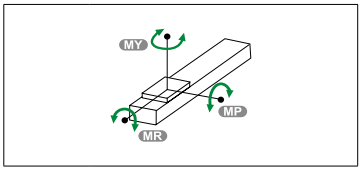

(單位 Unit :N.m)

MY	110
MP	110
MR	120

常用伺服電機尺寸參考數據 Common servo motor size reference data

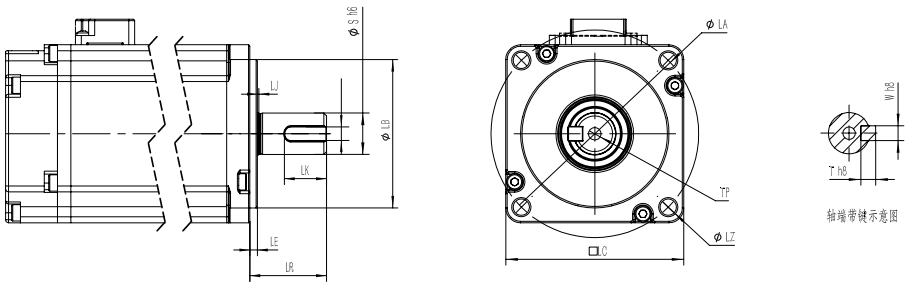

功率(W) Power Output	品牌 Motor Brand	識別代號 Identification code	S	LR	LA	W	LZ	LB	LE
100W	三菱 Mitsubishi	M	8	25	46	3（深1.0）	M4	30	2.5
100W	松下 Yaskawa	P	8	25	45	3（深1.8）	M3	30	3
100W	台達 Delta	T	8	25	46	3（深1.8）	M4	30	2.5
100W	杰美康 Jiemeikang	J	8	25	46	3（深1.0）	M4	30	2.5
100W	匯川 Inovance	H	8	25	46	3	M4	30	2.5

馬達左折/馬達右折
Motor Left Side / Motor Right Side

L 馬達左折 Motor Left Side

單位 Unit: mm

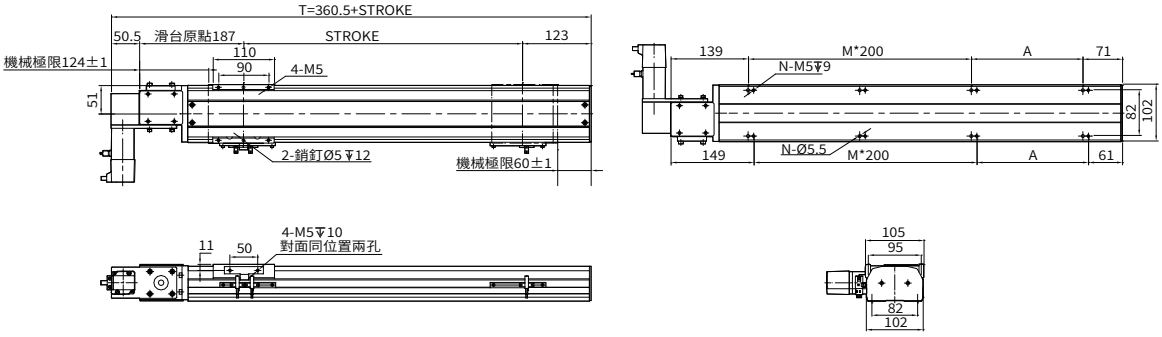

行程 Stroke	50	100	150	200	250	300	350	400	450	500	550	600	650	700	750	800	850	900	950	1000	1050	1100	1150	1200	1250	1300
T	410.5	460.5	510.5	560.5	610.5	660.5	710.5	760.5	810.5	860.5	910.5	960.5	1010.5	1060.5	1110.5	1160.5	1210.5	1260.5	1310.5	1360.5	1410.5	1460.5	1510.5	1560.5	1610.5	1660.5
A	150	200	50	100	150	200	50	100	150	200	50	100	150	200	50	100	150	200	50	100	150	200	50	100	150	200
M	0	0	1	1	1	1	2	2	2	2	3	3	3	3	4	4	4	4	5	5	5	5	6	6	6	6
N	4	4	6	6	6	6	8	8	8	8	10	10	10	10	12	12	12	12	14	14	14	14	16	16	16	16
重量 Weight (kg)	6.37	6.8	7.23	7.65	8.07	8.5	8.92	9.34	9.76	10.19	10.61	11.03	11.46	11.88	12.3	12.73	13.15	13.57	13.99	14.42	14.84	15.26	15.68	16.1	16.52	16.94

行程 Stroke	1350	1400	1450	1500	1550	1600	1650	1700	1750	1800	1850	1900	1950	2000	2050	2100	2150	2200	2250	2300	2350	2400	2450	2500	2550
T	1710.5	1760.5	1810.5	1860.5	1910.5	1960.5	2010.5	2060.5	2110.5	2160.5	2210.5	2260.5	2310.5	2360.5	2410.5	2460.5	2510.5	2560.5	2610.5	2660.5	2710.5	2760.5	2810.5	2860.5	2910.5
A	50	100	150	200	50	100	150	200	50	100	150	200	50	100	150	200	50	100	150	200	50	100	150	200	50
M	7	7	7	7	8	8	8	8	9	9	9	9	10	10	10	10	11	11	11	11	12	12	12	12	13
N	18	18	18	18	20	20	20	20	22	22	22	22	24	24	24	24	26	26	26	26	28	28	28	28	30
重量 Weight (kg)	17.36	17.78	18.2	18.62	19.04	19.46	19.88	20.3	20.72	21.14	21.56	21.98	22.4	22.82	23.24	23.66	24.08	24.5	24.92	25.34	25.76	26.18	26.6	27.02	27.44

R 馬達右折 Motor Right Side

單位 Unit: mm

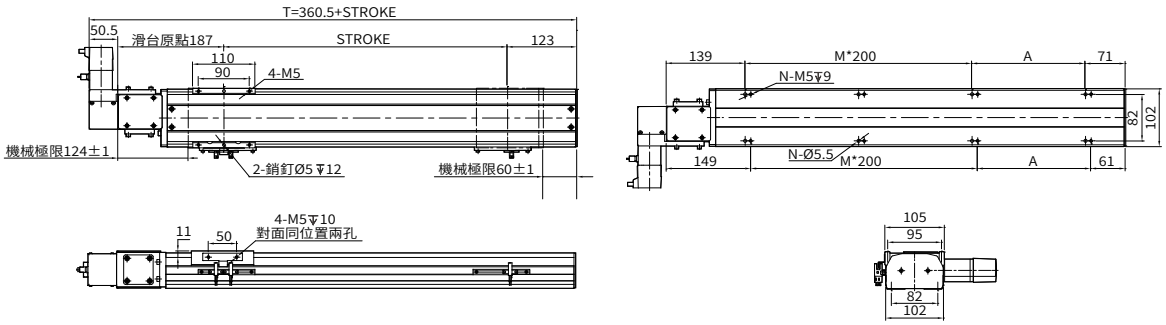

行程 Stroke	50	100	150	200	250	300	350	400	450	500	550	600	650	700	750	800	850	900	950	1000	1050	1100	1150	1200	1250	1300
T	410.5	460.5	510.5	560.5	610.5	660.5	710.5	760.5	810.5	860.5	910.5	960.5	1010.5	1060.5	1110.5	1160.5	1210.5	1260.5	1310.5	1360.5	1410.5	1460.5	1510.5	1560.5	1610.5	1660.5
A	150	200	50	100	150	200	50	100	150	200	50	100	150	200	50	100	150	200	50	100	150	200	50	100	150	200
M	0	0	1	1	1	1	2	2	2	2	3	3	3	3	4	4	4	4	5	5	5	5	6	6	6	6
N	4	4	6	6	6	6	8	8	8	8	10	10	10	10	12	12	12	12	14	14	14	14	16	16	16	16
重量 Weight (kg)	6.37	6.8	7.23	7.65	8.07	8.5	8.92	9.34	9.76	10.19	10.61	11.03	11.46	11.88	12.3	12.73	13.15	13.57	13.99	14.42	14.84	15.26	15.68	16.1	16.52	16.94

行程 Stroke	1350	1400	1450	1500	1550	1600	1650	1700	1750	1800	1850	1900	1950	2000	2050	2100	2150	2200	2250	2300	2350	2400	2450	2500	2550
T	1710.5	1760.5	1810.5	1860.5	1910.5	1960.5	2010.5	2060.5	2110.5	2160.5	2210.5	2260.5	2310.5	2360.5	2410.5	2460.5	2510.5	2560.5	2610.5	2660.5	2710.5	2760.5	2810.5	2860.5	2910.5
A	50	100	150	200	50	100	150	200	50	100	150	200	50	100	150	200	50	100	150	200	50	100	150	200	50
M	7	7	7	7	8	8	8	8	9	9	9	9	10	10	10	10	11	11	11	11	12	12	12	12	13
N	18	18	18	18	20	20	20	20	22	22	22	22	24	24	24	24	26	26	26	26	28	28	28	28	30
重量 Weight (kg)	17.36	17.78	18.2	18.62	19.04	19.46	19.88	20.3	20.72	21.14	21.56	21.98	22.4	22.82	23.24	23.66	24.08	24.5	24.92	25.34	25.76	26.18	26.6	27.02	27.44

馬達左上折/馬達右上折
Motor Left Upper Side / Motor Right Upper Side

LU 馬達左上折 Motor Left Upper Side

單位 Unit: mm

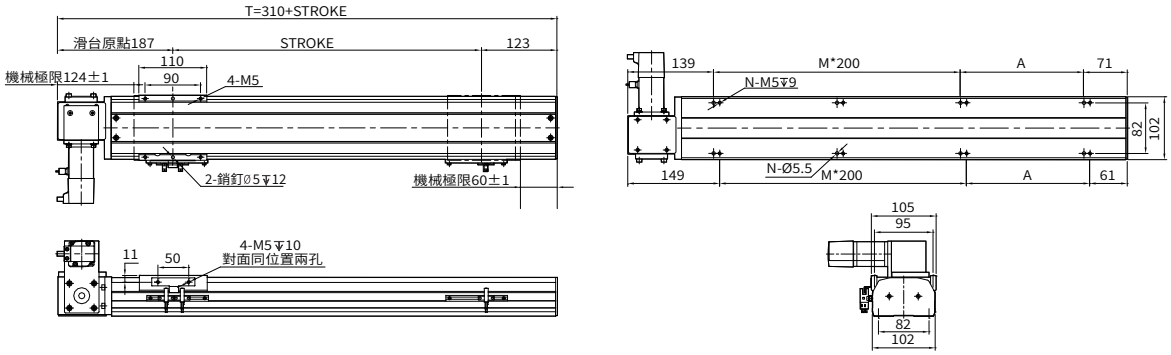

行程 Stroke	50	100	150	200	250	300	350	400	450	500	550	600	650	700	750	800	850	900	950	1000	1050	1100	1150	1200	1250	1300
T	360	410	460	510	560	610	660	710	760	810	860	910	960	1010	1060	1110	1160	1210	1260	1310	1360	1410	1460	1510	1560	1610
A	150	200	50	100	150	200	50	100	150	200	50	100	150	200	50	100	150	200	50	100	150	200	50	100	150	200
M	0	0	1	1	1	1	2	2	2	2	3	3	3	3	4	4	4	4	5	5	5	5	6	6	6	6
N	4	4	6	6	6	6	8	8	8	8	10	10	10	10	12	12	12	12	14	14	14	14	16	16	16	16
重量 Weight (kg)	6.37	6.8	7.23	7.65	8.07	8.5	8.92	9.34	9.76	10.19	10.61	11.03	11.46	11.88	12.3	12.73	13.15	13.57	13.99	14.42	14.84	15.26	15.68	16.1	16.52	16.94

行程 Stroke	1350	1400	1450	1500	1550	1600	1650	1700	1750	1800	1850	1900	1950	2000	2050	2100	2150	2200	2250	2300	2350	2400	2450	2500	2550
T	1660	1710	1760	1810	1860	1910	1960	2010	2060	2110	2160	2210	2260	2310	2360	2410	2460	2510	2560	2610	2660	2710	2760	2810	2860
A	50	100	150	200	50	100	150	200	50	100	150	200	50	100	150	200	50	100	150	200	50	100	150	200	50
M	7	7	7	7	8	8	8	8	9	9	9	9	10	10	10	10	11	11	11	11	12	12	12	12	13
N	18	18	18	18	20	20	20	20	22	22	22	22	24	24	24	24	26	26	26	26	28	28	28	28	30
重量 Weight (kg)	17.36	17.78	18.2	18.62	19.04	19.46	19.88	20.3	20.72	21.14	21.56	21.98	22.4	22.82	23.24	23.66	24.08	24.5	24.92	25.34	25.76	26.18	26.6	27.02	27.44

RU 馬達右上折 Motor Right Upper Side

單位 Unit: mm

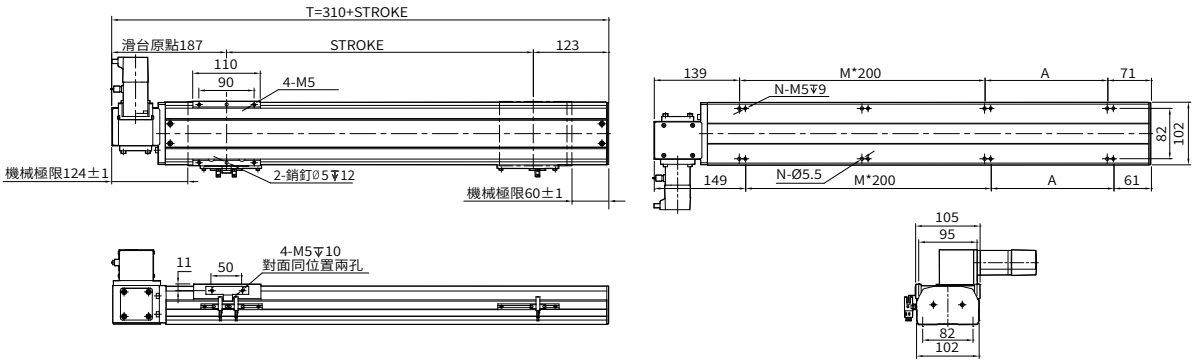

行程 Stroke	50	100	150	200	250	300	350	400	450	500	550	600	650	700	750	800	850	900	950	1000	1050	1100	1150	1200	1250	1300
T	360	410	460	510	560	610	660	710	760	810	860	910	960	1010	1060	1110	1160	1210	1260	1310	1360	1410	1460	1510	1560	1610
A	150	200	50	100	150	200	50	100	150	200	50	100	150	200	50	100	150	200	50	100	150	200	50	100	150	200
M	0	0	1	1	1	1	2	2	2	2	3	3	3	3	4	4	4	4	5	5	5	5	6	6	6	6
N	4	4	6	6	6	6	8	8	8	8	10	10	10	10	12	12	12	12	14	14	14	14	16	16	16	16
重量 Weight (kg)	6.37	6.8	7.23	7.65	8.07	8.5	8.92	9.34	9.76	10.19	10.61	11.03	11.46	11.88	12.3	12.73	13.15	13.57	13.99	14.42	14.84	15.26	15.68	16.1	16.52	16.94

行程 Stroke	1350	1400	1450	1500	1550	1600	1650	1700	1750	1800	1850	1900	1950	2000	2050	2100	2150	2200	2250	2300	2350	2400	2450	2500	2550
T	1660	1710	1760	1810	1860	1910	1960	2010	2060	2110	2160	2210	2260	2310	2360	2410	2460	2510	2560	2610	2660	2710	2760	2810	2860
A	50	100	150	200	50	100	150	200	50	100	150	200	50	100	150	200	50	100	150	200	50	100	150	200	50
M	7	7	7	7	8	8	8	8	9	9	9	9	10	10	10	10	11	11	11	11	12	12	12	12	13
N	18	18	18	18	20	20	20	20	22	22	22	22	24	24	24	24	26	26	26	26	28	28	28	28	30
重量 Weight (kg)	17.36	17.78	18.2	18.62	19.04	19.46	19.88	20.3	20.72	21.14	21.56	21.98	22.4	22.82	23.24	23.66	24.08	24.5	24.92	25.34	25.76	26.18	26.6	27.02	27.44

本圖面僅供參考用途，實際尺寸皆以實際提供之2D/3D圖紙為準 This drawing is for reference only. The actual dimensions are based on the actual 2D / 3D drawings provided.

馬達左下折/馬達右下折
Motor Left Lower Side / Motor Right Lower Side

LD 馬達左下折 Motor Left Lower Side

單位 Unit: mm

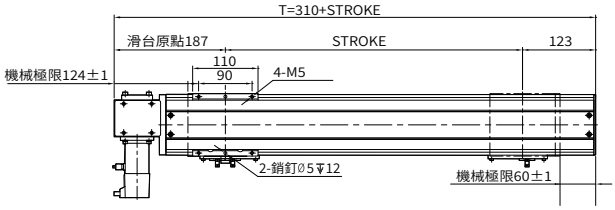

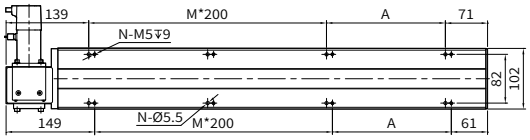



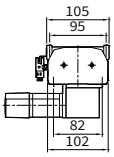

行程 Stroke	50	100	150	200	250	300	350	400	450	500	550	600	650	700	750	800	850	900	950	1000	1050	1100	1150	1200	1250	1300
T	360	410	460	510	560	610	660	710	760	810	860	910	960	1010	1060	1110	1160	1210	1260	1310	1360	1410	1460	1510	1560	1610
A	150	200	50	100	150	200	50	100	150	200	50	100	150	200	50	100	150	200	50	100	150	200	50	100	150	200
M	0	0	1	1	1	1	2	2	2	2	3	3	3	3	4	4	4	4	5	5	5	5	6	6	6	6
N	4	4	6	6	6	6	8	8	8	8	10	10	10	10	12	12	12	12	14	14	14	14	16	16	16	16
重量 Weight (kg)	6.37	6.8	7.23	7.65	8.07	8.5	8.92	9.34	9.76	10.19	10.61	11.03	11.46	11.88	12.3	12.73	13.15	13.57	13.99	14.42	14.84	15.26	15.68	16.1	16.52	16.94

行程 Stroke	1350	1400	1450	1500	1550	1600	1650	1700	1750	1800	1850	1900	1950	2000	2050	2100	2150	2200	2250	2300	2350	2400	2450	2500	2550
T	1660	1710	1760	1810	1860	1910	1960	2010	2060	2110	2160	2210	2260	2310	2360	2410	2460	2510	2560	2610	2660	2710	2760	2810	2860
A	50	100	150	200	50	100	150	200	50	100	150	200	50	100	150	200	50	100	150	200	50	100	150	200	50
M	7	7	7	7	8	8	8	8	9	9	9	9	10	10	10	10	11	11	11	11	12	12	12	12	13
N	18	18	18	18	20	20	20	20	22	22	22	22	24	24	24	24	26	26	26	26	28	28	28	28	30
重量 Weight (kg)	17.36	17.78	18.2	18.62	19.04	19.46	19.88	20.3	20.72	21.14	21.56	21.98	22.4	22.82	23.24	23.66	24.08	24.5	24.92	25.34	25.76	26.18	26.6	27.02	27.44

RD 馬達右下折 Motor Right Lower Side

單位 Unit: mm

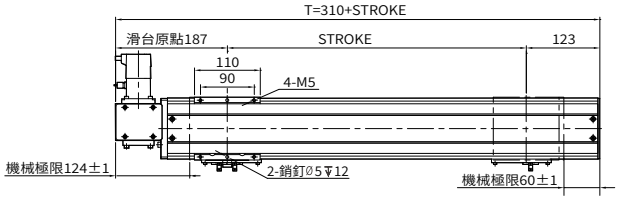

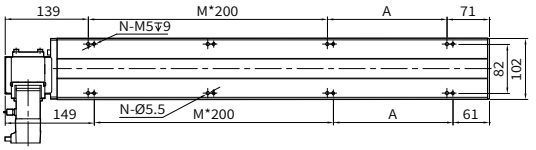



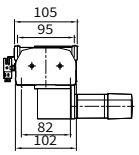

行程 Stroke	50	100	150	200	250	300	350	400	450	500	550	600	650	700	750	800	850	900	950	1000	1050	1100	1150	1200	1250	1300
T	360	410	460	510	560	610	660	710	760	810	860	910	960	1010	1060	1110	1160	1210	1260	1310	1360	1410	1460	1510	1560	1610
A	150	200	50	100	150	200	50	100	150	200	50	100	150	200	50	100	150	200	50	100	150	200	50	100	150	200
M	0	0	1	1	1	1	2	2	2	2	3	3	3	3	4	4	4	4	5	5	5	5	6	6	6	6
N	4	4	6	6	6	6	8	8	8	8	10	10	10	10	12	12	12	12	14	14	14	14	16	16	16	16
重量 Weight (kg)	6.37	6.8	7.23	7.65	8.07	8.5	8.92	9.34	9.76	10.19	10.61	11.03	11.46	11.88	12.3	12.73	13.15	13.57	13.99	14.42	14.84	15.26	15.68	16.1	16.52	16.94

行程 Stroke	1350	1400	1450	1500	1550	1600	1650	1700	1750	1800	1850	1900	1950	2000	2050	2100	2150	2200	2250	2300	2350	2400	2450	2500	2550
T	1660	1710	1760	1810	1860	1910	1960	2010	2060	2110	2160	2210	2260	2310	2360	2410	2460	2510	2560	2610	2660	2710	2760	2810	2860
A	50	100	150	200	50	100	150	200	50	100	150	200	50	100	150	200	50	100	150	200	50	100	150	200	50
M	7	7	7	7	8	8	8	8	9	9	9	9	10	10	10	10	11	11	11	11	12	12	12	12	13
N	18	18	18	18	20	20	20	20	22	22	22	22	24	24	24	24	26	26	26	26	28	28	28	28	30
重量 Weight (kg)	17.36	17.78	18.2	18.62	19.04	19.46	19.88	20.3	20.72	21.14	21.56	21.98	22.4	22.82	23.24	23.66	24.08	24.5	24.92	25.34	25.76	26.18	26.6	27.02	27.44

本圖面僅供參考用途，實際尺寸皆以實際提供之2D/3D圖紙為準 This drawing is for reference only. The actual dimensions are based on the actual 2D / 3D drawings provided.

TW 台規半密式同步帶直線模組

TW. SEMI-SEALED TOOTHED BELT AXES LINEAR MODULE

AMCT-14

此圖僅供參考，出貨規格詳見尺寸圖面

The picture is just for the reference. Please check the the actual dimensions on the drawing.

型號表示方式 Ordering Method

AMCT - 14 - L40 - 500 - L - M40 - O3 - OS - 0000

本體型號 Model

行程 Stroke

50-3050mm
50間隔 50 mm Pitch
※行程50限定只能安裝2組光電。Limitations while stroke is 50 only install 2 sets of optoelectronics.

馬達安裝位置 Motor Position

L	馬達左折 Motor Left Side
R	馬達右折 Motor Right Side
LU	馬達左上折 Motor Left Upper Side
RU	馬達右上折 Motor Right Upper Side
LD	馬達左下折 Motor Left Lower Side
RD	馬達右下折 Motor Right Lower Side

馬達廠牌、功率 Motor Brand、Power Output

M	三菱 Mitsubishi	10	-
P	松下 Yaskawa	20	-
T	台達 Delta	40	400W
J	杰美康 Jemelkang	75	-
H	匯川 Inovance	1.0	-

感應器 Limit Sensor

外掛型 Out Side	
3	3只 3 PCS
4	4只 4 PCS
無SENSOR No Sensor	

特注式樣 Special Order No.

注油系列 Oiling systemy

配有注油 Equipped with oiling
無 SENSOR No Sensor

模組寬度 Module width

14	135mm-4個滑塊

導程 Lead

40	40mm

產品基本規格 Specification

馬達輸出 Motor Power (W)	400
額定扭矩 Torque (Nm)	1.28
同步帶規格 Toothed Belt Spec.	STD 5 M - 25 x 3
重複定位精度 Rep. Accuracy (mm)	±0.04
減速比配置 Reducer Ratio Config.	減速機 Gear Reducer
	1:3 ~ 1:10
同步帶導程 Toothed Belt Pitch (mm)	40
最高速度 Max. Speed (mm/s)	2000
行程範圍 Stroke Range (mm)	50...3050 / 50 間隔 Pitch

最大負載值 Max. Load (kg)	水平 Horizontal	30
	側掛 Sidehang	15
導軌規格 Guide Spec.		W15×H12.5
光電開關 Optical Proximity Sensor		PM-T45

光電開關接綫圖 Optiacal Proximity Sensor Wiring Diagram

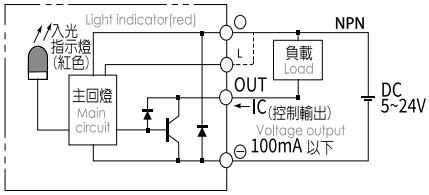

容許負載力距表 Allowable Overhang

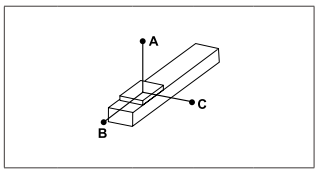

(單位 Unit : mm)

水平安裝 Horizontal Installation		A	B	C
導程 40 Lead	10kg	1790	680	530
	20kg	850	320	250
	25kg	670	250	190

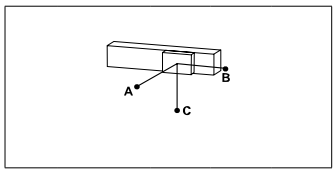

(單位 Unit : mm)

側掛安裝 Sidehang Installation		A	B	C
導程 40 Lead	15kg	340	440	1170
	18kg	280	360	960
	25kg	190	250	670

※力距表所表示的數據，代表重心。
The torque value in the chart indicate the center of gravity。
※倒吊使用無法套用標準規範，如有需求請洽詢我司業務。
Data information is not for ceiling-mount inverse use.Contact us for the details if you want to apply ceiling-mount inverse usage.

靜態容許負載慣量 Static Loading Moment

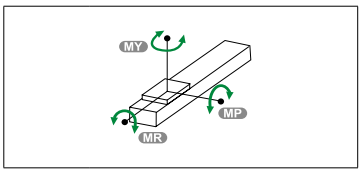

(單位 Unit : N.m)

MY	550
MP	550
MR	480

常用伺服電機尺寸參考數據 Common servo motor size reference data

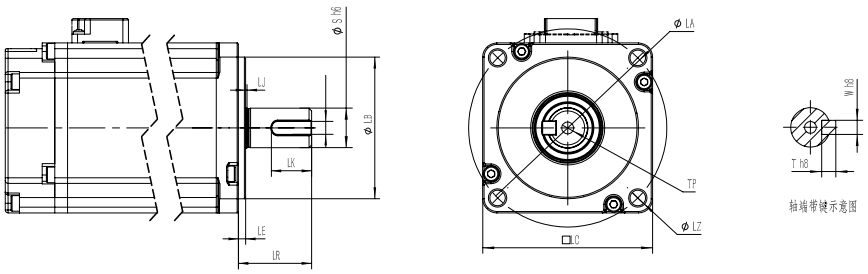

功率(W) Power Output	品牌 Motor Brand	識別代號 Identification code	S	LR	LA	W	LZ	LB	LE
400W	三菱 Mitsubishi	M	14	30	70	5	M5	50	3
400W	松下Yaskawa	P	14	30	70	5（深3.0）	M4	50	3
400W	台達Delta	T	14	30	70	5（深3.0）	M5	50	3
400W	杰美康Jiemeikang	J	14	30	70	5	M5	50	3
400W	匯川Inovance	H	14	30	70	5	M5	50	3

馬達左折/馬達右折
Motor Left Side / Motor Right Side

L 馬達左折 Motor Left Side

單位 Unit: mm

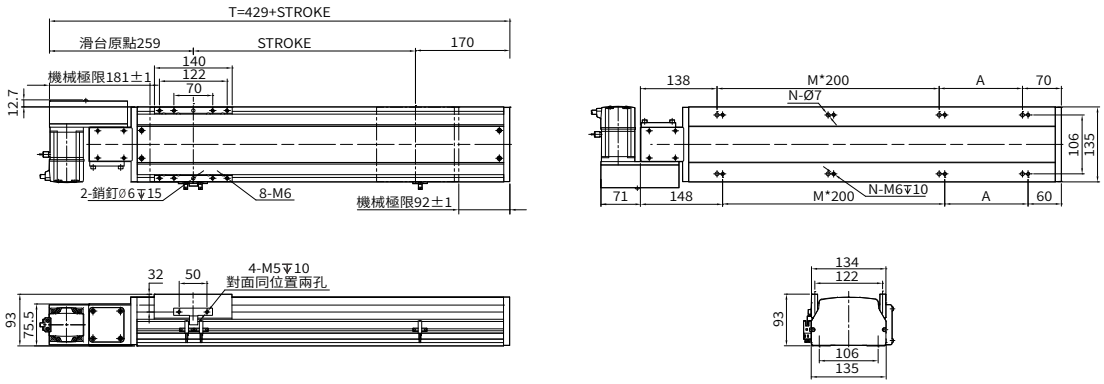

行程 Stroke	50	100	150	200	250	300	350	400	450	500	550	600	650	700	750	800	850	900	950	1000	1050	1100	1150	1200	1250	1300	1350	1400	1450	1500	1550
T	479	529	579	629	679	729	779	829	879	929	979	1029	1079	1129	1179	1229	1279	1329	1379	1429	1479	1529	1579	1629	1679	1729	1779	1829	1879	1929	1979
A	200	50	100	150	200	50	100	150	200	50	100	150	200	50	100	150	200	50	100	150	200	50	100	150	200	50	100	150	200	50	100
M	0	1	1	1	1	2	2	2	2	3	3	3	3	4	4	4	4	5	5	5	5	6	6	6	6	7	7	7	7	8	8
N	4	6	6	6	6	8	8	8	8	10	10	10	10	12	12	12	12	14	14	14	14	16	16	16	16	18	18	18	18	20	20
重量 Weight (kg)	8.2	8.6	9	9.5	10	10.5	11	11.4	12	12.4	13	13.4	13.9	14.4	14.9	15.4	15.9	16.4	16.9	17.3	17.9	18.5	19.1	19.7	20.3	20.9	21.5	22.1	22.7	23.3	23.9

行程 Stroke	1600	1650	1700	1750	1800	1850	1900	1950	2000	2050	2100	2150	2200	2250	2300	2350	2400	2450	2500	2550	2600	2650	2700	2750	2800	2850	2900	2950	3000	3050
T	2029	2079	2129	2179	2229	2279	2329	2379	2429	2479	2529	2579	2629	2679	2729	2779	2829	2879	2929	2979	3029	3079	3129	3179	3229	3279	3329	3379	3429	3479
A	150	200	50	100	150	200	50	100	150	200	50	100	150	200	50	100	150	200	50	100	150	200	50	100	150	200	50	100	150	200
M	8	8	9	9	9	9	10	10	10	10	11	11	11	11	12	12	12	12	13	13	13	13	14	14	14	14	15	15	15	15
N	20	20	22	22	22	22	24	24	24	24	26	26	26	26	28	28	28	28	30	30	30	30	32	32	32	32	34	34	34	34
重量 Weight (kg)	24.5	25.1	25.7	26.3	26.9	27.5	28.1	28.7	29.3	29.9	30.5	31.1	31.7	32.3	32.9	33.5	34.1	34.7	35.3	35.9	36.5	37.1	37.7	38.3	38.9	39.5	40.1	40.7	41.3	41.9

R 馬達右折 Motor Right Side

單位 Unit: mm

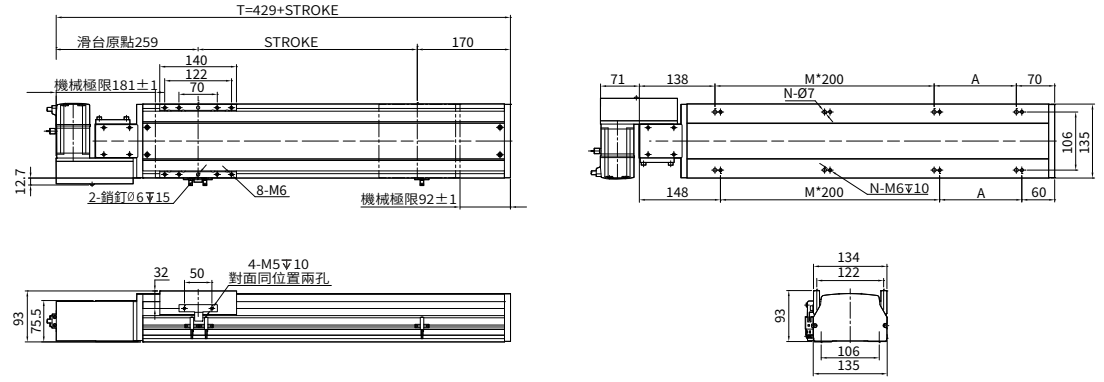

行程 Stroke	50	100	150	200	250	300	350	400	450	500	550	600	650	700	750	800	850	900	950	1000	1050	1100	1150	1200	1250	1300	1350	1400	1450	1500	1550
T	479	529	579	629	679	729	779	829	879	929	979	1029	1079	1129	1179	1229	1279	1329	1379	1429	1479	1529	1579	1629	1679	1729	1779	1829	1879	1929	1979
A	200	50	100	150	200	50	100	150	200	50	100	150	200	50	100	150	200	50	100	150	200	50	100	150	200	50	100	150	200	50	100
M	0	1	1	1	1	2	2	2	2	3	3	3	3	4	4	4	4	5	5	5	5	6	6	6	6	7	7	7	7	8	8
N	4	6	6	6	6	8	8	8	8	10	10	10	10	12	12	12	12	14	14	14	14	16	16	16	16	18	18	18	18	20	20
重量 Weight (kg)	8.2	8.6	9	9.5	10	10.5	11	11.4	12	12.4	13	13.4	13.9	14.4	14.9	15.4	15.9	16.4	16.9	17.3	17.9	18.5	19.1	19.7	20.3	20.9	21.5	22.1	22.7	23.3	23.9

行程 Stroke	1600	1650	1700	1750	1800	1850	1900	1950	2000	2050	2100	2150	2200	2250	2300	2350	2400	2450	2500	2550	2600	2650	2700	2750	2800	2850	2900	2950	3000	3050
T	2029	2079	2129	2179	2229	2279	2329	2379	2429	2479	2529	2579	2629	2679	2729	2779	2829	2879	2929	2979	3029	3079	3129	3179	3229	3279	3329	3379	3429	3479
A	150	200	50	100	150	200	50	100	150	200	50	100	150	200	50	100	150	200	50	100	150	200	50	100	150	200	50	100	150	200
M	8	8	9	9	9	9	10	10	10	10	11	11	11	11	12	12	12	12	13	13	13	13	14	14	14	14	15	15	15	15
N	20	20	22	22	22	22	24	24	24	24	26	26	26	26	28	28	28	28	30	30	30	30	32	32	32	32	34	34	34	34
重量 Weight (kg)	24.5	25.1	25.7	26.3	26.9	27.5	28.1	28.7	29.3	29.9	30.5	31.1	31.7	32.3	32.9	33.5	34.1	34.7	35.3	35.9	36.5	37.1	37.7	38.3	38.9	39.5	40.1	40.7	41.3	41.9

馬達左上折/馬達右上折
Motor Left Upper Side / Motor Right Upper Side

LU 馬達左上折 Motor Left Upper Side

單位 Unit: mm

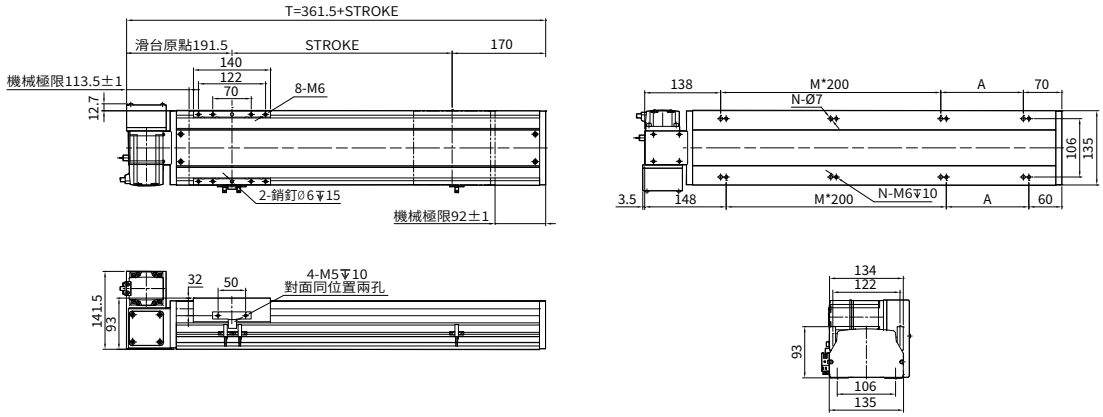

行程 Stroke	50	100	150	200	250	300	350	400	450	500	550	600	650	700	750	800	850	900	950	1000	1050	1100	1150	1200	1250	1300	1350	1400	1450	1500	1550
T	411.5	461.5	511.5	561.5	611.5	661.5	711.5	761.5	811.5	861.5	911.5	961.5	1011.5	1061.5	1111.5	1161.5	1211.5	1261.5	1311.5	1361.5	1411.5	1461.5	1511.5	1561.5	1611.5	1661.5	1711.5	1761.5	1811.5	1861.5	1911.5
A	200	50	100	150	200	50	100	150	200	50	100	150	200	50	100	150	200	50	100	150	200	50	100	150	200	50	100	150	200	50	100
M	0	1	1	1	1	2	2	2	2	3	3	3	3	4	4	4	4	5	5	5	5	6	6	6	6	7	7	7	7	8	8
N	4	6	6	6	6	8	8	8	8	10	10	10	10	12	12	12	12	14	14	14	14	16	16	16	16	18	18	18	18	20	20
重量 Weight (kg)	8.2	8.6	9	9.5	10	10.5	11	11.4	12	12.4	13	13.4	13.9	14.4	14.9	15.4	15.9	16.4	16.9	17.3	17.9	18.5	19.1	19.7	20.3	20.9	21.5	22.1	22.7	23.3	23.9

行程 Stroke	1600	1650	1700	1750	1800	1850	1900	1950	2000	2050	2100	2150	2200	2250	2300	2350	2400	2450	2500	2550	2600	2650	2700	2750	2800	2850	2900	2950	3000	3050
T	1961.5	2011.5	2061.5	2111.5	2161.5	2211.5	2261.5	2311.5	2361.5	2411.5	2461.5	2511.5	2561.5	2611.5	2661.5	2711.5	2761.5	2811.5	2861.5	2911.5	2961.5	3011.5	3061.5	3111.5	3161.5	3211.5	3261.5	3311.5	3361.5	3411.5
A	150	200	50	100	150	200	50	100	150	200	50	100	150	200	50	100	150	200	50	100	150	200	50	100	150	200	50	100	150	200
M	8	8	9	9	9	9	10	10	10	10	11	11	11	11	12	12	12	12	13	13	13	13	14	14	14	14	15	15	15	15
N	20	20	22	22	22	22	24	24	24	24	26	26	26	26	28	28	28	28	30	30	30	30	32	32	32	32	34	34	34	34
重量 Weight (kg)	24.5	25.1	25.7	26.3	26.9	27.5	28.1	28.7	29.3	29.9	30.5	31.1	31.7	32.3	32.9	33.5	34.1	34.7	35.3	35.9	36.5	37.1	37.7	38.3	38.9	39.5	40.1	40.7	41.3	41.9

RU 馬達右上折 Motor Right Upper Side

單位 Unit: mm

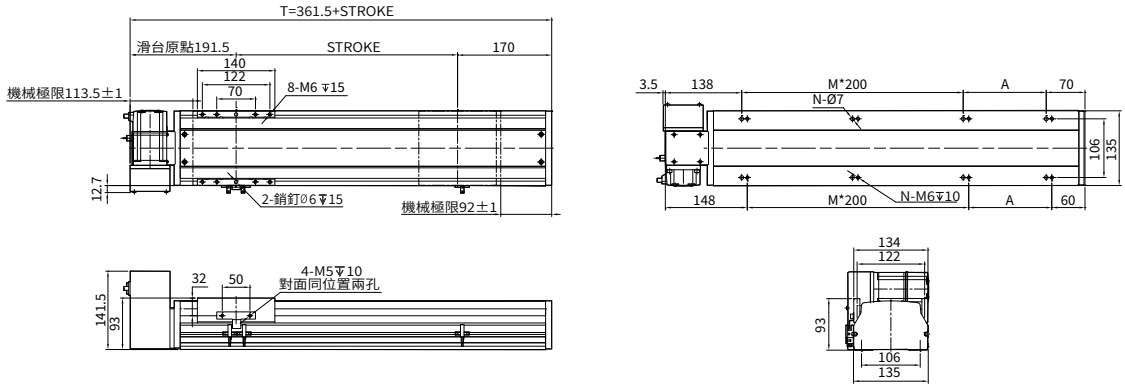

行程 Stroke	50	100	150	200	250	300	350	400	450	500	550	600	650	700	750	800	850	900	950	1000	1050	1100	1150	1200	1250	1300	1350	1400	1450	1500	1550
T	411.5	461.5	511.5	561.5	611.5	661.5	711.5	761.5	811.5	861.5	911.5	961.5	1011.5	1061.5	1111.5	1161.5	1211.5	1261.5	1311.5	1361.5	1411.5	1461.5	1511.5	1561.5	1611.5	1661.5	1711.5	1761.5	1811.5	1861.5	1911.5
A	200	50	100	150	200	50	100	150	200	50	100	150	200	50	100	150	200	50	100	150	200	50	100	150	200	50	100	150	200	50	100
M	0	1	1	1	1	2	2	2	2	3	3	3	3	4	4	4	4	5	5	5	5	6	6	6	6	7	7	7	7	8	8
N	4	6	6	6	6	8	8	8	8	10	10	10	10	12	12	12	12	14	14	14	14	16	16	16	16	18	18	18	18	20	20
重量 Weight (kg)	8.2	8.6	9	9.5	10	10.5	11	11.4	12	12.4	13	13.4	13.9	14.4	14.9	15.4	15.9	16.4	16.9	17.3	17.9	18.5	19.1	19.7	20.3	20.9	21.5	22.1	22.7	23.3	23.9

行程 Stroke	1600	1650	1700	1750	1800	1850	1900	1950	2000	2050	2100	2150	2200	2250	2300	2350	2400	2450	2500	2550	2600	2650	2700	2750	2800	2850	2900	2950	3000	3050
T	1961.5	2011.5	2061.5	2111.5	2161.5	2211.5	2261.5	2311.5	2361.5	2411.5	2461.5	2511.5	2561.5	2611.5	2661.5	2711.5	2761.5	2811.5	2861.5	2911.5	2961.5	3011.5	3061.5	3111.5	3161.5	3211.5	3261.5	3311.5	3361.5	3411.5
A	150	200	50	100	150	200	50	100	150	200	50	100	150	200	50	100	150	200	50	100	150	200	50	100	150	200	50	100	150	200
M	8	8	9	9	9	9	10	10	10	10	11	11	11	11	12	12	12	12	13	13	13	13	14	14	14	14	15	15	15	15
N	20	20	22	22	22	22	24	24	24	24	26	26	26	26	28	28	28	28	30	30	30	30	32	32	32	32	34	34	34	34
重量 Weight (kg)	24.5	25.1	25.7	26.3	26.9	27.5	28.1	28.7	29.3	29.9	30.5	31.1	31.7	32.3	32.9	33.5	34.1	34.7	35.3	35.9	36.5	37.1	37.7	38.3	38.9	39.5	40.1	40.7	41.3	41.9

本圖面僅供參考用途，實際尺寸皆以實際提供之2D/3D圖紙為準 This drawing is for reference only. The actual dimensions are based on the actual 2D / 3D drawings provided.

馬達左下折/馬達右下折
Motor Left Lower Side / Motor Right Lower Side

LD 馬達左下折 Motor Left Lower Side

單位 Unit: mm

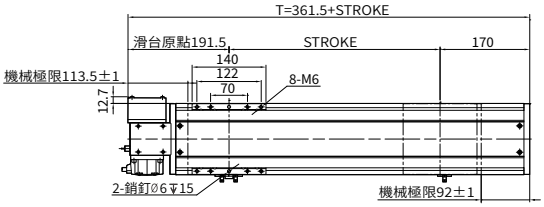

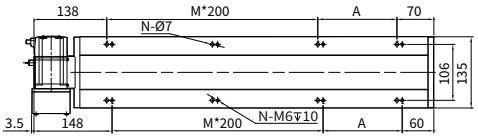

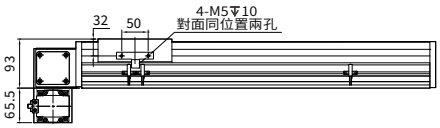

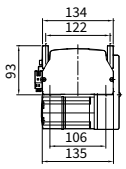

行程 Stroke	50	100	150	200	250	300	350	400	450	500	550	600	650	700	750	800	850	900	950	1000	1050	1100	1150	1200	1250	1300	1350	1400	1450	1500	1550
T	411.5	461.5	511.5	561.5	611.5	661.5	711.5	761.5	811.5	861.5	911.5	961.5	1011.5	1061.5	1111.5	1161.5	1211.5	1261.5	1311.5	1361.5	1411.5	1461.5	1511.5	1561.5	1611.5	1661.5	1711.5	1761.5	1811.5	1861.5	1911.5
A	200	50	100	150	200	50	100	150	200	50	100	150	200	50	100	150	200	50	100	150	200	50	100	150	200	50	100	150	200	50	100
M	0	1	1	1	1	2	2	2	2	3	3	3	3	4	4	4	4	5	5	5	5	6	6	6	6	7	7	7	7	8	8
N	4	6	6	6	6	8	8	8	8	10	10	10	10	12	12	12	12	14	14	14	14	16	16	16	16	18	18	18	18	20	20
重量 Weight (kg)	8.2	8.6	9	9.5	10	10.5	11	11.4	12	12.4	13	13.4	13.9	14.4	14.9	15.4	15.9	16.4	16.9	17.3	17.9	18.5	19.1	19.7	20.3	20.9	21.5	22.1	22.7	23.3	23.9

行程 Stroke	1600	1650	1700	1750	1800	1850	1900	1950	2000	2050	2100	2150	2200	2250	2300	2350	2400	2450	2500	2550	2600	2650	2700	2750	2800	2850	2900	2950	3000	3050
T	1961.5	2011.5	2061.5	2111.5	2161.5	2211.5	2261.5	2311.5	2361.5	2411.5	2461.5	2511.5	2561.5	2611.5	2661.5	2711.5	2761.5	2811.5	2861.5	2911.5	2961.5	3011.5	3061.5	3111.5	3161.5	3211.5	3261.5	3311.5	3361.5	3411.5
A	150	200	50	100	150	200	50	100	150	200	50	100	150	200	50	100	150	200	50	100	150	200	50	100	150	200	50	100	150	200
M	8	8	9	9	9	9	10	10	10	10	11	11	11	11	12	12	12	12	13	13	13	13	14	14	14	14	15	15	15	15
N	20	20	22	22	22	22	24	24	24	24	26	26	26	26	28	28	28	28	30	30	30	30	32	32	32	32	34	34	34	34
重量 Weight (kg)	24.5	25.1	25.7	26.3	26.9	27.5	28.1	28.7	29.3	29.9	30.5	31.1	31.7	32.3	32.9	33.5	34.1	34.7	35.3	35.9	36.5	37.1	37.7	38.3	38.9	39.5	40.1	40.7	41.3	41.9

RD 馬達右下折 Motor Right Lower Side

單位 Unit: mm

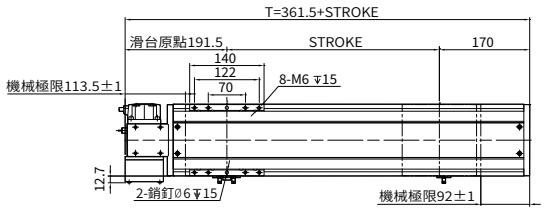

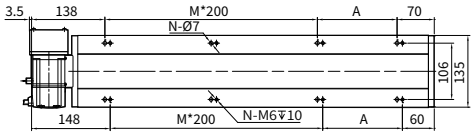

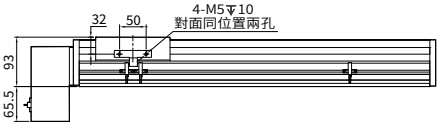

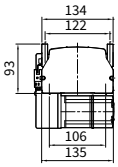

行程 Stroke	50	100	150	200	250	300	350	400	450	500	550	600	650	700	750	800	850	900	950	1000	1050	1100	1150	1200	1250	1300	1350	1400	1450	1500	1550
T	411.5	461.5	511.5	561.5	611.5	661.5	711.5	761.5	811.5	861.5	911.5	961.5	1011.5	1061.5	1111.5	1161.5	1211.5	1261.5	1311.5	1361.5	1411.5	1461.5	1511.5	1561.5	1611.5	1661.5	1711.5	1761.5	1811.5	1861.5	1911.5
A	200	50	100	150	200	50	100	150	200	50	100	150	200	50	100	150	200	50	100	150	200	50	100	150	200	50	100	150	200	50	100
M	0	1	1	1	1	2	2	2	2	3	3	3	3	4	4	4	4	5	5	5	5	6	6	6	6	7	7	7	7	8	8
N	4	6	6	6	6	8	8	8	8	10	10	10	10	12	12	12	12	14	14	14	14	16	16	16	16	18	18	18	18	20	20
重量 Weight (kg)	8.2	8.6	9	9.5	10	10.5	11	11.4	12	12.4	13	13.4	13.9	14.4	14.9	15.4	15.9	16.4	16.9	17.3	17.9	18.5	19.1	19.7	20.3	20.9	21.5	22.1	22.7	23.3	23.9

行程 Stroke	1600	1650	1700	1750	1800	1850	1900	1950	2000	2050	2100	2150	2200	2250	2300	2350	2400	2450	2500	2550	2600	2650	2700	2750	2800	2850	2900	2950	3000	3050
T	1961.5	2011.5	2061.5	2111.5	2161.5	2211.5	2261.5	2311.5	2361.5	2411.5	2461.5	2511.5	2561.5	2611.5	2661.5	2711.5	2761.5	2811.5	2861.5	2911.5	2961.5	3011.5	3061.5	3111.5	3161.5	3211.5	3261.5	3311.5	3361.5	3411.5
A	150	200	50	100	150	200	50	100	150	200	50	100	150	200	50	100	150	200	50	100	150	200	50	100	150	200	50	100	150	200
M	8	8	9	9	9	9	10	10	10	10	11	11	11	11	12	12	12	12	13	13	13	13	14	14	14	14	15	15	15	15
N	20	20	22	22	22	22	24	24	24	24	26	26	26	26	28	28	28	28	30	30	30	30	32	32	32	32	34	34	34	34
重量 Weight (kg)	24.5	25.1	25.7	26.3	26.9	27.5	28.1	28.7	29.3	29.9	30.5	31.1	31.7	32.3	32.9	33.5	34.1	34.7	35.3	35.9	36.5	37.1	37.7	38.3	38.9	39.5	40.1	40.7	41.3	41.9

本圖面僅供參考用途，實際尺寸皆以實際提供之2D/3D圖紙為準 This drawing is for reference only. The actual dimensions are based on the actual 2D / 3D drawings provided.

TW 台規半密式同步帶直線模組

TW. SEMI-SEALED TOOTHED BELT AXES LINEAR MODULE

AMCT-17

此圖僅供參考，出貨規格詳見尺寸圖面

The picture is just for the reference. Please check the the actual dimensions on the drawing.

型號表示方式 Ordering Method

AMCT - 17 - L40 - 500 - L - M75 - O3 - OS - 0000

本體型號 Model

行程 Stroke

50-3050mm

50間隔 50 mm Pitch

※行程50限定只能安裝2組光電。
Limitations while stroke is 50 only install 2 sets of optoelectronics.

馬達安裝位置 Motor Position

L	馬達左折 Motor Left Side
R	馬達右折 Motor Right Side
LU	馬達左上折 Motor Left Upper Side
RU	馬達右上折 Motor Right Upper Side
LD	馬達左下折 Motor Left Lower Side
RD	馬達右下折 Motor Right Lower Side

馬達廠牌、功率 Motor Brand、Power Output

M	三菱 Mitsubishi	10	-
P	松下 Yaskawa	20	-
T	台達 Delta	40	-
J	杰美康 Jemelkang	75	750W
H	匯川 Inovance	1.0	-

感應器 Limit Sensor

外掛型 Out Side	
3	3只 3 PCS
4	4只 4 PCS
無SENSOR No Sensor	

特注式樣 Special Order No.

模組寬度 Module width

17	170mm

導程 Lead

40	40mm

注油系列 Oiling systemy

配有注油 Equipped with oiling
無 SENSOR No Sensor

產品基本規格 Specification

馬達輸出 Motor Power (W)	750
額定扭矩 Torque (Nm)	2.39
同步帶規格 Toothed Belt Spec.	STD 5 M - 30 x 5
重複定位精度 Rep. Accuracy (mm)	±0.04
減速比配置 Reducer Ratio Config.	減速機 Gear Reducer
	1:3 ~ 1:10
同步帶導程 Toothed Belt Pitch (mm)	40
最高速度 Max. Speed (mm/s)	2000
行程範圍 Stroke Range (mm)	50...3050 / 50 間隔 Pitch

最大負載值 Max. Load (kg)	水平 Horizontal	45
	側掛 Sidehang	25
導軌規格 Guide Spec.		W20×H15
光電開關 Optical Proximity Sensor		PM-T45

光電開關接綫圖 Optiacal Proximity Sensor Wiring Diagram

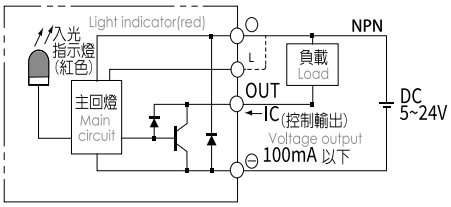

容許負載力距表 Allowable Overhang

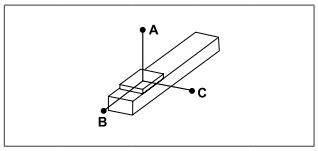

(單位 Unit : mm)

水平安裝 Horizontal Installation		A	B	C
導程 40 Lead	10kg	2940	1130	1030
	20kg	1430	540	490
	30kg	920	350	320
	45kg	580	210	200

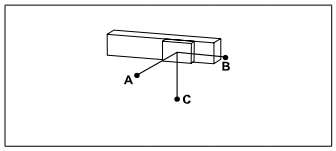

(單位 Unit : mm)

側掛安裝 Sidehang Installation		A	B	C
導程 40 Lead	15kg	670	740	1930
	25kg	390	420	1120
	35kg	260	290	780
	45kg	200	210	580

※力距表所表示的數據，代表重心。
The torque value in the chart indicate the center of gravity。
※倒吊使用無法套用標準規範，如有需求請洽詢我司業務。
Data information is not for ceiling-mount inverse use.Contact us for the details if you want to apply ceiling-mount inverse usage.

靜態容許負載慣量 Static Loading Moment

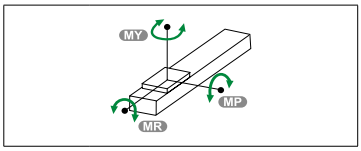

(單位 Unit : N.m)

MY	1030
MP	1030
MR	900

常用伺服電機尺寸參考數據 Common servo motor size reference data

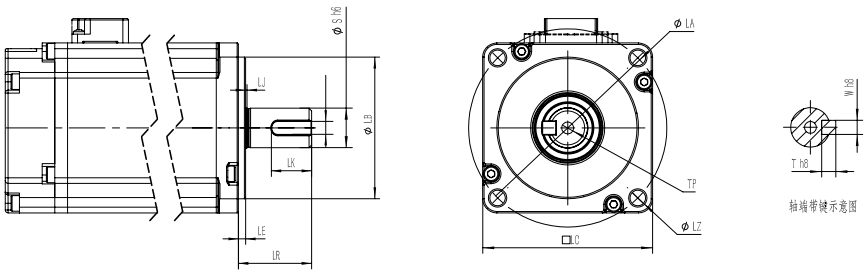

功率(W) Power Output	品牌 Motor Brand	識別代號 Identification code	S	LR	LA	W	LZ	LB	LE
750W	三菱 Mitsubishi	M	19	40	90	6	M6	70	3
750W	松下 Yaskawa	P	19	35	90	6（深3.5）	M5	70	3
750W	台達 Delta	T	19	35	90	6（深3.5）	M6	70	3
750W	杰美康 Jiemeikang	J	19	40	90	6	M6	70	3
750W	匯川 Inovance	H	19	35	90	3	M6	70	3

馬達左折/馬達右折
Motor Left Side / Motor Right Side

L 馬達左折 Motor Left Side

單位 Unit: mm

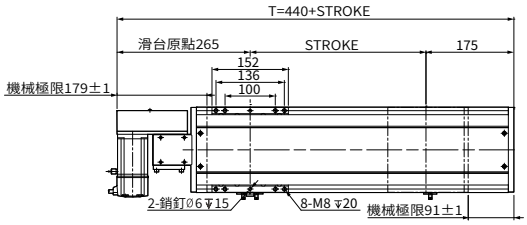

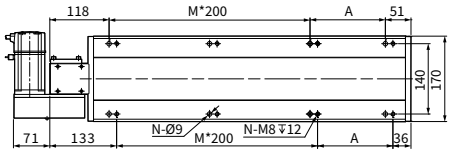

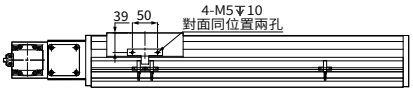

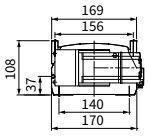

行程 Stroke	50	100	150	200	250	300	350	400	450	500	550	600	650	700	750	800	850	900	950	1000	1050	1100	1150	1200	1250	1300	1350	1400	1450	1500	1550
T	490	540	590	640	690	740	790	840	890	940	990	1040	1090	1140	1190	1240	1290	1340	1390	1440	1490	1540	1590	1640	1690	1740	1790	1840	1890	1940	1990
A	50	100	150	200	50	100	150	200	50	100	150	200	50	100	150	200	50	100	150	200	50	100	150	200	50	100	150	200	50	100	150
M	1	1	1	1	2	2	2	2	3	3	3	3	4	4	4	4	5	5	5	5	6	6	6	6	7	7	7	7	8	8	8
N	6	6	6	6	8	8	8	8	10	10	10	10	12	12	12	12	14	14	14	14	16	16	16	16	18	18	18	18	20	20	20
重量 Weight (kg)	10.2	12	13.8	14.6	15.4	16.1	16.9	17.7	18.5	19.2	20	20.8	21.6	22.3	23.1	23.9	24.7	25.4	26.2	27	27.8	28.6	29.4	30.2	31	31.8	32.6	33.4	34.2	35	35.8

行程 Stroke	1600	1650	1700	1750	1800	1850	1900	1950	2000	2050	2100	2150	2200	2250	2300	2350	2400	2450	2500	2550	2600	2650	2700	2750	2800	2850	2900	2950	3000	3050
T	2040	2090	2140	2190	2240	2290	2340	2390	2440	2490	2540	2590	2640	2690	2740	2790	2840	2890	2940	2990	3040	3090	3140	3190	3240	3290	3340	3390	3440	3490
A	200	50	100	150	200	50	100	150	200	50	100	150	200	50	100	150	200	50	100	150	200	50	100	150	200	50	100	150	200	50
M	8	9	9	9	9	10	10	10	10	11	11	11	11	12	12	12	12	13	13	13	13	14	14	14	14	15	15	15	15	16
N	20	22	22	22	22	24	24	24	24	26	26	26	26	28	28	28	28	30	30	30	30	32	32	32	32	34	34	34	34	36
重量 Weight (kg)	36.6	37.4	38.2	39	39.8	40.6	41.4	42.2	43	43.8	44.6	45.4	46.2	47	47.8	48.6	49.4	50.2	51	51.8	52.6	53.4	54.2	55	55.8	56.6	57.4	58.2	59	59.8

R 馬達右折 Motor Right Side

單位 Unit: mm

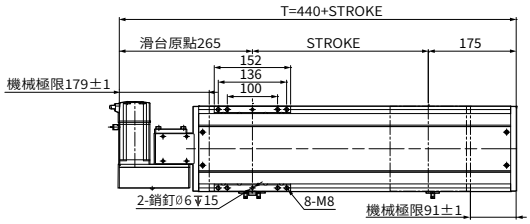

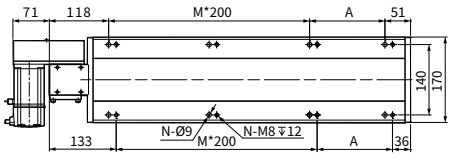

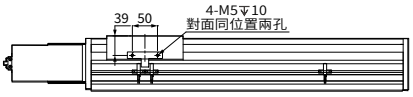

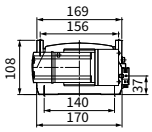

行程 Stroke	50	100	150	200	250	300	350	400	450	500	550	600	650	700	750	800	850	900	950	1000	1050	1100	1150	1200	1250	1300	1350	1400	1450	1500	1550
T	490	540	590	640	690	740	790	840	890	940	990	1040	1090	1140	1190	1240	1290	1340	1390	1440	1490	1540	1590	1640	1690	1740	1790	1840	1890	1940	1990
A	50	100	150	200	50	100	150	200	50	100	150	200	50	100	150	200	50	100	150	200	50	100	150	200	50	100	150	200	50	100	150
M	1	1	1	1	2	2	2	2	3	3	3	3	4	4	4	4	5	5	5	5	6	6	6	6	7	7	7	7	8	8	8
N	6	6	6	6	8	8	8	8	10	10	10	10	12	12	12	12	14	14	14	14	16	16	16	16	18	18	18	18	20	20	20
重量 Weight (kg)	10.2	12	13.8	14.6	15.4	16.1	16.9	17.7	18.5	19.2	20	20.8	21.6	22.3	23.1	23.9	24.7	25.4	26.2	27	27.8	28.6	29.4	30.2	31	31.8	32.6	33.4	34.2	35	35.8

行程 Stroke	1600	1650	1700	1750	1800	1850	1900	1950	2000	2050	2100	2150	2200	2250	2300	2350	2400	2450	2500	2550	2600	2650	2700	2750	2800	2850	2900	2950	3000	3050
T	2040	2090	2140	2190	2240	2290	2340	2390	2440	2490	2540	2590	2640	2690	2740	2790	2840	2890	2940	2990	3040	3090	3140	3190	3240	3290	3340	3390	3440	3490
A	200	50	100	150	200	50	100	150	200	50	100	150	200	50	100	150	200	50	100	150	200	50	100	150	200	50	100	150	200	50
M	8	9	9	9	9	10	10	10	10	11	11	11	11	12	12	12	12	13	13	13	13	14	14	14	14	15	15	15	15	16
N	20	22	22	22	22	24	24	24	24	26	26	26	26	28	28	28	28	30	30	30	30	32	32	32	32	34	34	34	34	36
重量 Weight (kg)	36.6	37.4	38.2	39	39.8	40.6	41.4	42.2	43	43.8	44.6	45.4	46.2	47	47.8	48.6	49.4	50.2	51	51.8	52.6	53.4	54.2	55	55.8	56.6	57.4	58.2	59	59.8

馬達左上折/馬達右上折
Motor Left Upper Side / Motor Right Upper Side

LU 馬達左上折 Motor Left Upper Side

單位 Unit: mm

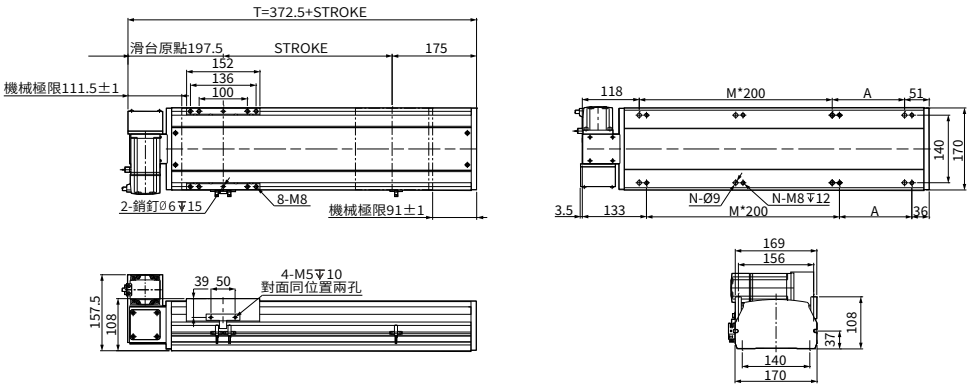

行程 Stroke	50	100	150	200	250	300	350	400	450	500	550	600	650	700	750	800	850	900	950	1000	1050	1100	1150	1200	1250	1300	1350	1400	1450	1500	1550
T	422.5	472.5	522.5	572.5	622.5	672.5	722.5	772.5	822.5	872.5	922.5	972.5	1022.5	1072.5	1122.5	1172.5	1222.5	1272.5	1322.5	1372.5	1422.5	1472.5	1522.5	1572.5	1622.5	1672.5	1722.5	1772.5	1822.5	1872.5	1922.5
A	50	100	150	200	50	100	150	200	50	100	150	200	50	100	150	200	50	100	150	200	50	100	150	200	50	100	150	200	50	100	150
M	1	1	1	1	2	2	2	2	3	3	3	3	4	4	4	4	5	5	5	5	6	6	6	6	7	7	7	7	8	8	8
N	6	6	6	6	8	8	8	8	10	10	10	10	12	12	12	12	14	14	14	14	16	16	16	16	18	18	18	18	20	20	20
重量 Weight (kg)	10.2	12	13.8	14.6	15.4	16.1	16.9	17.7	18.5	19.2	20	20.8	21.6	22.3	23.1	23.9	24.7	25.4	26.2	27	27.8	28.6	29.4	30.2	31	31.8	32.6	33.4	34.2	35	35.8

行程 Stroke	1600	1650	1700	1750	1800	1850	1900	1950	2000	2050	2100	2150	2200	2250	2300	2350	2400	2450	2500	2550	2600	2650	2700	2750	2800	2850	2900	2950	3000	3050
T	1972.5	2022.5	2072.5	2122.5	2172.5	2222.5	2272.5	2322.5	2372.5	2422.5	2472.5	2522.5	2572.5	2622.5	2672.5	2722.5	2772.5	2822.5	2872.5	2922.5	2972.5	3022.5	3072.5	3122.5	3172.5	3222.5	3272.5	3322.5	3372.5	3422.5
A	200	50	100	150	200	50	100	150	200	50	100	150	200	50	100	150	200	50	100	150	200	50	100	150	200	50	100	150	200	50
M	8	9	9	9	9	10	10	10	10	11	11	11	11	12	12	12	12	13	13	13	13	14	14	14	14	15	15	15	15	16
N	20	22	22	22	22	24	24	24	24	26	26	26	26	28	28	28	28	30	30	30	30	32	32	32	32	34	34	34	34	36
重量 Weight (kg)	36.6	37.4	38.2	39	39.8	40.6	41.4	42.2	43	43.8	44.6	45.4	46.2	47	47.8	48.6	49.4	50.2	51	51.8	52.6	53.4	54.2	55	55.8	56.6	57.4	58.2	59	59.8

RU 馬達右上折 Motor Right Upper Side

單位 Unit: mm

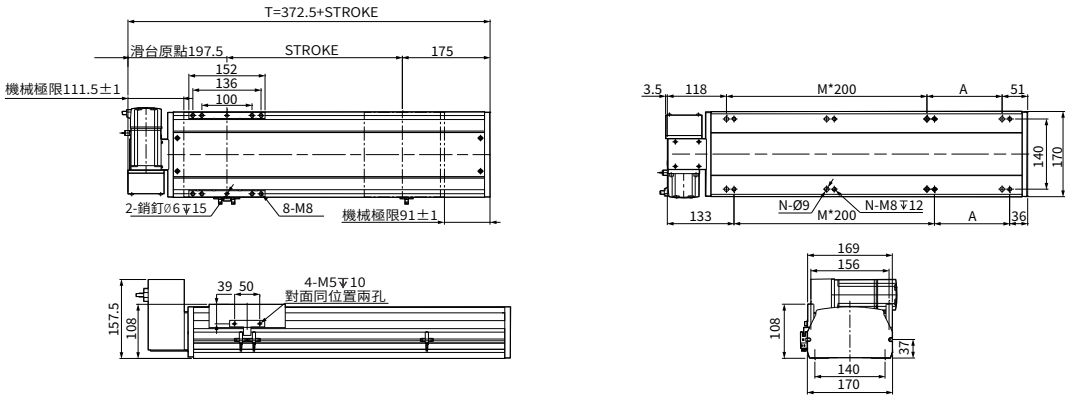

行程 Stroke	50	100	150	200	250	300	350	400	450	500	550	600	650	700	750	800	850	900	950	1000	1050	1100	1150	1200	1250	1300	1350	1400	1450	1500	1550
T	422.5	472.5	522.5	572.5	622.5	672.5	722.5	772.5	822.5	872.5	922.5	972.5	1022.5	1072.5	1122.5	1172.5	1222.5	1272.5	1322.5	1372.5	1422.5	1472.5	1522.5	1572.5	1622.5	1672.5	1722.5	1772.5	1822.5	1872.5	1922.5
A	50	100	150	200	50	100	150	200	50	100	150	200	50	100	150	200	50	100	150	200	50	100	150	200	50	100	150	200	50	100	150
M	1	1	1	1	2	2	2	2	3	3	3	3	4	4	4	4	5	5	5	5	6	6	6	6	7	7	7	7	8	8	8
N	6	6	6	6	8	8	8	8	10	10	10	10	12	12	12	12	14	14	14	14	16	16	16	16	18	18	18	18	20	20	20
重量 Weight (kg)	10.2	12	13.8	14.6	15.4	16.1	16.9	17.7	18.5	19.2	20	20.8	21.6	22.3	23.1	23.9	24.7	25.4	26.2	27	27.8	28.6	29.4	30.2	31	31.8	32.6	33.4	34.2	35	35.8

行程 Stroke	1600	1650	1700	1750	1800	1850	1900	1950	2000	2050	2100	2150	2200	2250	2300	2350	2400	2450	2500	2550	2600	2650	2700	2750	2800	2850	2900	2950	3000	3050
T	1972.5	2022.5	2072.5	2122.5	2172.5	2222.5	2272.5	2322.5	2372.5	2422.5	2472.5	2522.5	2572.5	2622.5	2672.5	2722.5	2772.5	2822.5	2872.5	2922.5	2972.5	3022.5	3072.5	3122.5	3172.5	3222.5	3272.5	3322.5	3372.5	3422.5
A	200	50	100	150	200	50	100	150	200	50	100	150	200	50	100	150	200	50	100	150	200	50	100	150	200	50	100	150	200	50
M	8	9	9	9	9	10	10	10	10	11	11	11	11	12	12	12	12	13	13	13	13	14	14	14	14	15	15	15	15	16
N	20	22	22	22	22	24	24	24	24	26	26	26	26	28	28	28	28	30	30	30	30	32	32	32	32	34	34	34	34	36
重量 Weight (kg)	36.6	37.4	38.2	39	39.8	40.6	41.4	42.2	43	43.8	44.6	45.4	46.2	47	47.8	48.6	49.4	50.2	51	51.8	52.6	53.4	54.2	55	55.8	56.6	57.4	58.2	59	59.8

馬達左下折/馬達右下折
Motor Left Lower Side / Motor Right Lower Side

LD 馬達左下折 Motor Left Lower Side

單位 Unit: mm

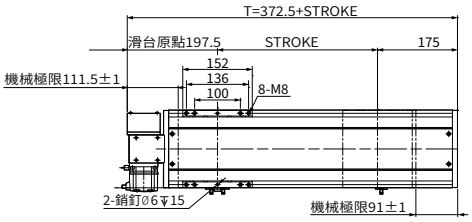

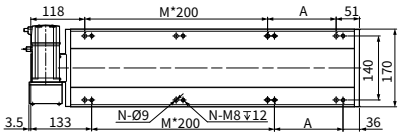

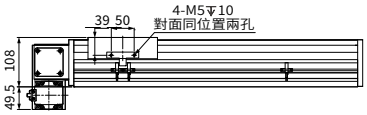

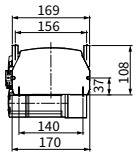

行程 Stroke	50	100	150	200	250	300	350	400	450	500	550	600	650	700	750	800	850	900	950	1000	1050	1100	1150	1200	1250	1300	1350	1400	1450	1500	1550
T	422.5	472.5	522.5	572.5	622.5	672.5	722.5	772.5	822.5	872.5	922.5	972.5	1022.5	1072.5	1122.5	1172.5	1222.5	1272.5	1322.5	1372.5	1422.5	1472.5	1522.5	1572.5	1622.5	1672.5	1722.5	1772.5	1822.5	1872.5	1922.5
A	50	100	150	200	50	100	150	200	50	100	150	200	50	100	150	200	50	100	150	200	50	100	150	200	50	100	150	200	50	100	150
M	1	1	1	1	2	2	2	2	3	3	3	3	4	4	4	4	5	5	5	5	6	6	6	6	7	7	7	7	8	8	8
N	6	6	6	6	8	8	8	8	10	10	10	10	12	12	12	12	14	14	14	14	16	16	16	16	18	18	18	18	20	20	20
重量 Weight (kg)	10.2	12	13.8	14.6	15.4	16.1	16.9	17.7	18.5	19.2	20	20.8	21.6	22.3	23.1	23.9	24.7	25.4	26.2	27	27.8	28.6	29.4	30.2	31	31.8	32.6	33.4	34.2	35	35.8

行程 Stroke	1600	1650	1700	1750	1800	1850	1900	1950	2000	2050	2100	2150	2200	2250	2300	2350	2400	2450	2500	2550	2600	2650	2700	2750	2800	2850	2900	2950	3000	3050
T	1972.5	2022.5	2072.5	2122.5	2172.5	2222.5	2272.5	2322.5	2372.5	2422.5	2472.5	2522.5	2572.5	2622.5	2672.5	2722.5	2772.5	2822.5	2872.5	2922.5	2972.5	3022.5	3072.5	3122.5	3172.5	3222.5	3272.5	3322.5	3372.5	3422.5
A	200	50	100	150	200	50	100	150	200	50	100	150	200	50	100	150	200	50	100	150	200	50	100	150	200	50	100	150	200	50
M	8	9	9	9	9	10	10	10	10	11	11	11	11	12	12	12	12	13	13	13	13	14	14	14	14	15	15	15	15	16
N	20	22	22	22	22	24	24	24	24	26	26	26	26	28	28	28	28	30	30	30	30	32	32	32	32	34	34	34	34	36
重量 Weight (kg)	36.6	37.4	38.2	39	39.8	40.6	41.4	42.2	43	43.8	44.6	45.4	46.2	47	47.8	48.6	49.4	50.2	51	51.8	52.6	53.4	54.2	55	55.8	56.6	57.4	58.2	59	59.8

RD 馬達右下折 Motor Right Lower Side

單位 Unit: mm

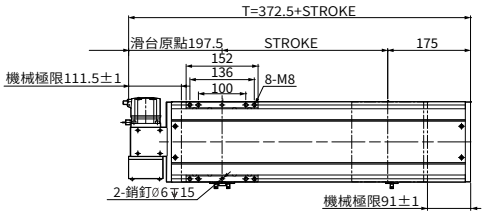

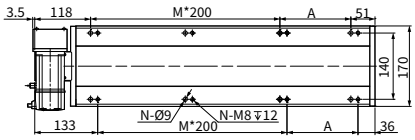

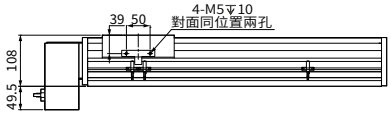

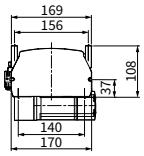

行程 Stroke	50	100	150	200	250	300	350	400	450	500	550	600	650	700	750	800	850	900	950	1000	1050	1100	1150	1200	1250	1300	1350	1400	1450	1500	1550
T	422.5	472.5	522.5	572.5	622.5	672.5	722.5	772.5	822.5	872.5	922.5	972.5	1022.5	1072.5	1122.5	1172.5	1222.5	1272.5	1322.5	1372.5	1422.5	1472.5	1522.5	1572.5	1622.5	1672.5	1722.5	1772.5	1822.5	1872.5	1922.5
A	50	100	150	200	50	100	150	200	50	100	150	200	50	100	150	200	50	100	150	200	50	100	150	200	50	100	150	200	50	100	150
M	1	1	1	1	2	2	2	2	3	3	3	3	4	4	4	4	5	5	5	5	6	6	6	6	7	7	7	7	8	8	8
N	6	6	6	6	8	8	8	8	10	10	10	10	12	12	12	12	14	14	14	14	16	16	16	16	18	18	18	18	20	20	20
重量 Weight (kg)	10.2	12	13.8	14.6	15.4	16.1	16.9	17.7	18.5	19.2	20	20.8	21.6	22.3	23.1	23.9	24.7	25.4	26.2	27	27.8	28.6	29.4	30.2	31	31.8	32.6	33.4	34.2	35	35.8

行程 Stroke	1600	1650	1700	1750	1800	1850	1900	1950	2000	2050	2100	2150	2200	2250	2300	2350	2400	2450	2500	2550	2600	2650	2700	2750	2800	2850	2900	2950	3000	3050
T	1972.5	2022.5	2072.5	2122.5	2172.5	2222.5	2272.5	2322.5	2372.5	2422.5	2472.5	2522.5	2572.5	2622.5	2672.5	2722.5	2772.5	2822.5	2872.5	2922.5	2972.5	3022.5	3072.5	3122.5	3172.5	3222.5	3272.5	3322.5	3372.5	3422.5
A	200	50	100	150	200	50	100	150	200	50	100	150	200	50	100	150	200	50	100	150	200	50	100	150	200	50	100	150	200	50
M	8	9	9	9	9	10	10	10	10	11	11	11	11	12	12	12	12	13	13	13	13	14	14	14	14	15	15	15	15	16
N	20	22	22	22	22	24	24	24	24	26	26	26	26	28	28	28	28	30	30	30	30	32	32	32	32	34	34	34	34	36
重量 Weight (kg)	36.6	37.4	38.2	39	39.8	40.6	41.4	42.2	43	43.8	44.6	45.4	46.2	47	47.8	48.6	49.4	50.2	51	51.8	52.6	53.4	54.2	55	55.8	56.6	57.4	58.2	59	59.8

本圖面僅供參考用途，實際尺寸皆以實際提供之2D/3D圖紙為準 This drawing is for reference only. The actual dimensions are based on the actual 2D / 3D drawings provided.

TW 台規半密式同步帶直線模組

TW. SEMI-SEALED TOOTHED BELT AXES LINEAR MODULE

AMCT-22

此圖僅供參考，出貨規格詳見尺寸圖面

The picture is just for the reference. Please check the the actual dimensions on the drawing.

型號表示方式 Ordering Method

AMCT - 22 - L40 - 500 - L - M75 - O3 - OS - 0000

本體型號 Model

特注式樣 Special Order No.

行程 Stroke

50-3050mm

50間隔 50 mm Pitch

※行程50限定只能安裝2組光電。Limitations while stroke is 50 only install 2 sets of optoelectronics.

模組寬度 Module width

22	220mm

導程 Lead

40	40mm

馬達安裝位置 Motor Position

L	馬達左折 Motor Left Side
R	馬達右折 Motor Right Side
LU	馬達左上折 Motor Left Upper Side
RU	馬達右上折 Motor Right Upper Side
LD	馬達左下折 Motor Left Lower Side
RD	馬達右下折 Motor Right Lower Side

馬達廠牌、功率 Motor Brand、Power Output

M	三菱 Mitsubishi	10	-
P	松下 Yaskawa	20	-
T	台達 Delta	40	-
J	杰美康 Jemelkang	75	750W
H	匯川 Inovance	1.0	-

感應器 Limit Sensor

外掛型 Out Side	
3	3只 3 PCS
4	4只 4 PCS
無SENSOR No Sensor	

注油系列 Oiling systemy

配有注油Equipped with oiling
無 SENSOR No Sensor

產品基本規格 Specification

馬達輸出 Motor Power (W)	750
額定扭矩 Torque (Nm)	2.39
同步帶規格 Toothed Belt Spec.	STD 5 M - 50 x 5
重複定位精度 Rep. Accuracy (mm)	±0.04
減速比配置 Reducer Ratio Config.	減速機 Gear Reducer
	1:3 ~ 1:10
同步帶導程 Toothed Belt Pitch (mm)	40
最高速度 Max. Speed (mm/s)	2000
行程範圍 Stroke Range (mm)	50...3050 / 50 間隔 Pitch

最大負載值 Max. Load (kg)	水平 Horizontal	100
	側掛 Sidehang	50
導軌規格 Guide Spec.		W25×H18
光電開關 Optical Proximity Sensor		PM-T45

光電開關接綫圖 Optiacal Proximity Sensor Wiring Diagram

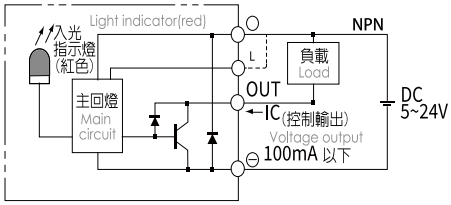

容許負載力距表 Allowable Overhang

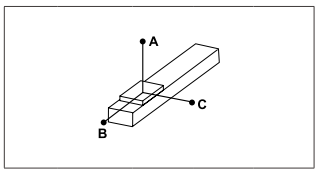

(單位 Unit : mm)

水平安裝 Horizontal Installation		A	B	C
導程 40 Lead	45kg	1580	600	340
	65kg	1050	320	380
	85kg	760	280	200

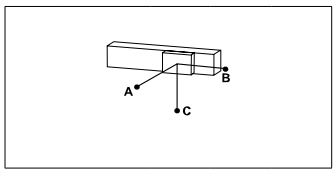

(單位 Unit : mm)

側掛安裝 Sidehang Installation		A	B	C
導程 40 Lead	40kg	500	680	1800
	60kg	310	430	1150
	85kg	200	280	760

※力距表所表示的數據，代表重心。
The torque value in the chart indicate the center of gravity。
※倒吊使用無法套用標準規範，如有需求請洽詢我司業務。
Data information is not for ceiling-mount inverse use.Contact us for the details if you want to apply ceiling-mount inverse usage.

靜態容許負載慣量 Static Loading Moment

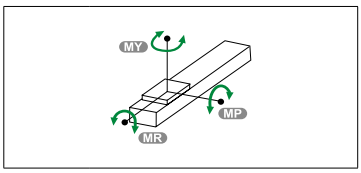

(單位 Unit : N.m)

MY	2050
MP	2050
MR	1810

常用伺服電機尺寸參考數據 Common servo motor size reference data

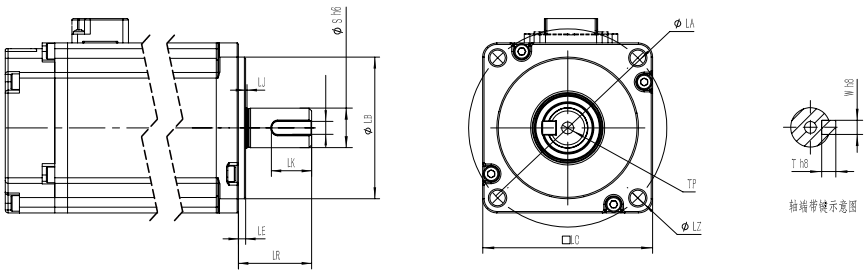

功率(W) Power Output	品牌 Motor Brand	識別代號 Identification code	S	LR	LA	W	LZ	LB	LE
750W	三菱 Mitsubishi	M	19	40	90	6	M6	70	3
750W	松下 Yaskawa	P	19	35	90	6（深3.5）	M5	70	3
750W	台達 Delta	T	19	35	90	6（深3.5）	M6	70	3
750W	杰美康 Jiemeikang	J	19	40	90	6	M6	70	3
750W	匯川 Inovance	H	19	35	90	3	M6	70	3

馬達左折/馬達右折
Motor Left Side / Motor Right Side

L 馬達左折 Motor Left Side

單位 Unit: mm

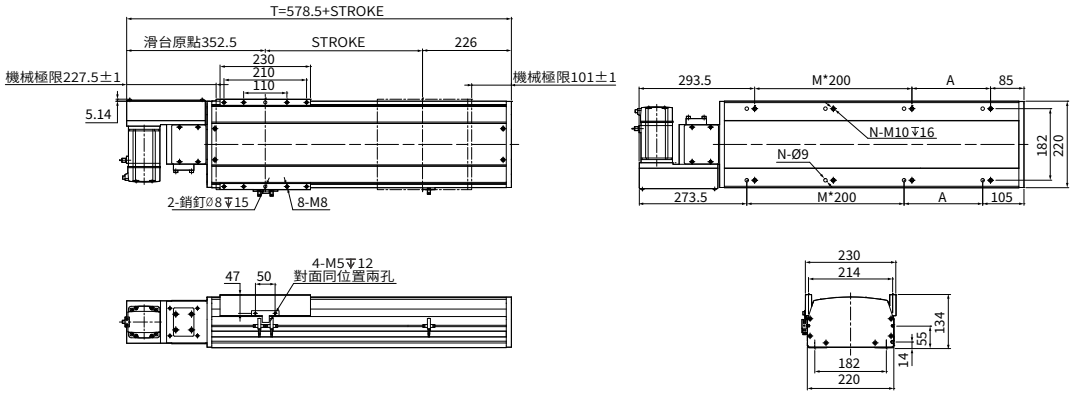

行程 Stroke	50	100	150	200	250	300	350	400	450	500	550	600	650	700	750	800	850	900	950	1000	1050	1100	1150	1200	1250	1300	1350	1400	1450	1500	1550
T	628.5	678.5	728.5	778.5	828.5	878.5	928.5	978.5	1028.5	1078.5	1128.5	1178.5	1228.5	1278.5	1328.5	1378.5	1428.5	1478.5	1528.5	1578.5	1628.5	1678.5	1728.5	1778.5	1828.5	1878.5	1928.5	1978.5	2028.5	2078.5	2128.5
A	50	100	150	200	50	100	150	200	50	100	150	200	50	100	150	200	50	100	150	200	50	100	150	200	50	100	150	200	50	100	150
M	1	1	1	1	2	2	2	2	3	3	3	3	4	4	4	4	5	5	5	5	6	6	6	6	7	7	7	7	8	8	8
N	6	6	6	6	8	8	8	8	10	10	10	10	12	12	12	12	14	14	14	14	16	16	16	16	18	18	18	18	20	20	20
重量 Weight (kg)	28.8	30	31.2	32.4	33.6	34.8	36	37.2	38.4	39.6	40.8	42	43.2	44.4	45.6	46.8	48	49.2	50.4	51.6	52.8	54	55.2	56.4	59.2	59.8	60	61.2	62.4	63.6	64.8

行程 Stroke	1600	1650	1700	1750	1800	1850	1900	1950	2000	2050	2100	2150	2200	2250	2300	2350	2400	2450	2500	2550	2600	2650	2700	2750	2800	2850	2900	2950	3000	3050
T	2178.5	2228.5	2278.5	2328.5	2378.5	2428.5	2478.5	2528.5	2578.5	2628.5	2678.5	2728.5	2778.5	2828.5	2878.5	2928.5	2978.5	3028.5	3078.5	3128.5	3178.5	3228.5	3278.5	3328.5	3378.5	3428.5	3478.5	3528.5	3578.5	3628.5
A	200	50	100	150	200	50	100	150	200	50	100	150	200	50	100	150	200	50	100	150	200	50	100	150	200	50	100	150	200	50
M	8	9	9	9	9	10	10	10	10	11	11	11	11	12	12	12	12	13	13	13	13	14	14	14	14	15	15	15	15	16
N	20	22	22	22	22	24	24	24	24	26	26	26	26	28	28	28	28	30	30	30	30	32	32	32	32	34	34	34	34	36
重量 Weight (kg)	66	67.2	68.4	69.6	70.8	72	73.2	74.4	75.6	76.8	78	79.2	80.4	81.6	82.8	84	85.2	86.4	87.6	88.8	90	91.2	92.4	93.6	94.8	96	97.2	98.4	99.6	100.8

R 馬達右折 Motor Right Side

單位 Unit: mm

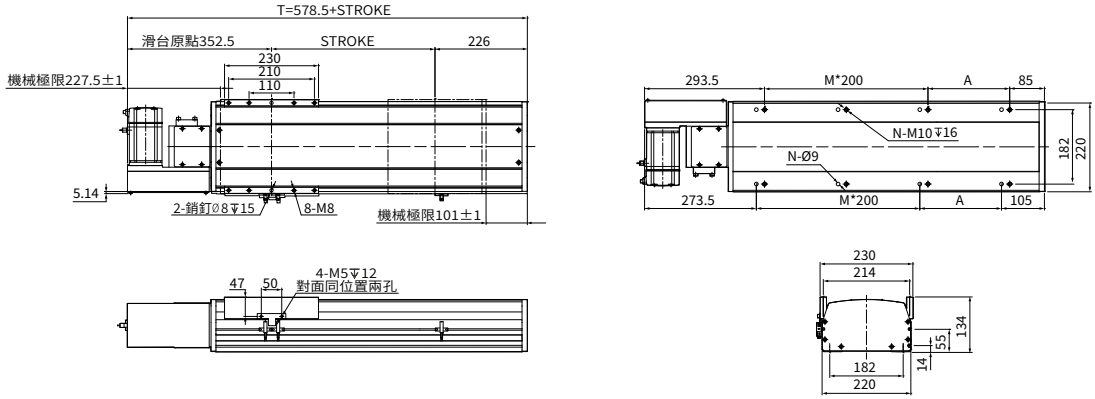

行程 Stroke	50	100	150	200	250	300	350	400	450	500	550	600	650	700	750	800	850	900	950	1000	1050	1100	1150	1200	1250	1300	1350	1400	1450	1500	1550
T	628.5	678.5	728.5	778.5	828.5	878.5	928.5	978.5	1028.5	1078.5	1128.5	1178.5	1228.5	1278.5	1328.5	1378.5	1428.5	1478.5	1528.5	1578.5	1628.5	1678.5	1728.5	1778.5	1828.5	1878.5	1928.5	1978.5	2028.5	2078.5	2128.5
A	50	100	150	200	50	100	150	200	50	100	150	200	50	100	150	200	50	100	150	200	50	100	150	200	50	100	150	200	50	100	150
M	1	1	1	1	2	2	2	2	3	3	3	3	4	4	4	4	5	5	5	5	6	6	6	6	7	7	7	7	8	8	8
N	6	6	6	6	8	8	8	8	10	10	10	10	12	12	12	12	14	14	14	14	16	16	16	16	18	18	18	18	20	20	20
重量 Weight (kg)	28.8	30	31.2	32.4	33.6	34.8	36	37.2	38.4	39.6	40.8	42	43.2	44.4	45.6	46.8	48	49.2	50.4	51.6	52.8	54	55.2	56.4	59.2	59.8	60	61.2	62.4	63.6	64.8

行程 Stroke	1600	1650	1700	1750	1800	1850	1900	1950	2000	2050	2100	2150	2200	2250	2300	2350	2400	2450	2500	2550	2600	2650	2700	2750	2800	2850	2900	2950	3000	3050
T	2178.5	2228.5	2278.5	2328.5	2378.5	2428.5	2478.5	2528.5	2578.5	2628.5	2678.5	2728.5	2778.5	2828.5	2878.5	2928.5	2978.5	3028.5	3078.5	3128.5	3178.5	3228.5	3278.5	3328.5	3378.5	3428.5	3478.5	3528.5	3578.5	3628.5
A	200	50	100	150	200	50	100	150	200	50	100	150	200	50	100	150	200	50	100	150	200	50	100	150	200	50	100	150	200	50
M	8	9	9	9	9	10	10	10	10	11	11	11	11	12	12	12	12	13	13	13	13	14	14	14	14	15	15	15	15	16
N	20	22	22	22	22	24	24	24	24	26	26	26	26	28	28	28	28	30	30	30	30	32	32	32	32	34	34	34	34	36
重量 Weight (kg)	66	67.2	68.4	69.6	70.8	72	73.2	74.4	75.6	76.8	78	79.2	80.4	81.6	82.8	84	85.2	86.4	87.6	88.8	90	91.2	92.4	93.6	94.8	96	97.2	98.4	99.6	100.8

馬達左上折/馬達右上折
Motor Left Upper Side / Motor Right Upper Side

LU 馬達左上折 Motor Left Upper Side

單位 Unit: mm

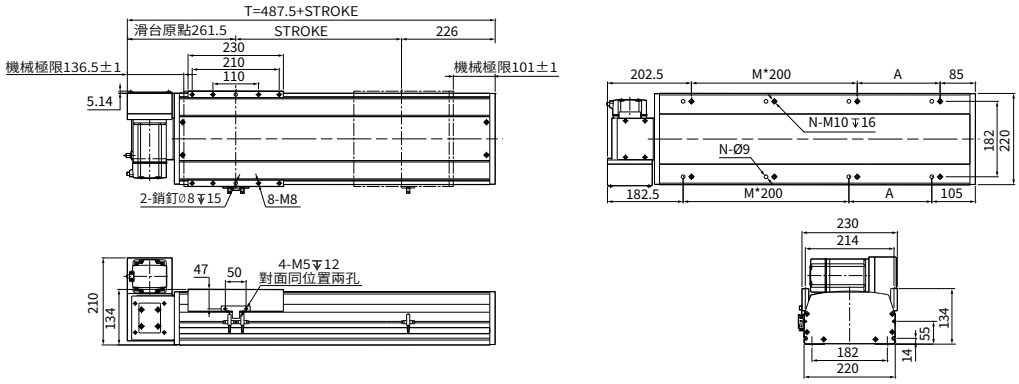

行程 Stroke	50	100	150	200	250	300	350	400	450	500	550	600	650	700	750	800	850	900	950	1000	1050	1100	1150	1200	1250	1300	1350	1400	1450	1500	1550
T	537.5	587.5	637.5	687.5	737.5	787.5	837.5	887.5	937.5	987.5	1037.5	1087.5	1137.5	1187.5	1237.5	1287.5	1337.5	1387.5	1437.5	1487.5	1537.5	1587.5	1637.5	1687.5	1737.5	1787.5	1837.5	1887.5	1937.5	1987.5	2037.5
A	50	100	150	200	50	100	150	200	50	100	150	200	50	100	150	200	50	100	150	200	50	100	150	200	50	100	150	200	50	100	150
M	1	1	1	1	2	2	2	2	3	3	3	3	4	4	4	4	5	5	5	5	6	6	6	6	7	7	7	7	8	8	8
N	6	6	6	6	8	8	8	8	10	10	10	10	12	12	12	12	14	14	14	14	16	16	16	16	18	18	18	18	20	20	20
重量 Weight (kg)	28.8	30	31.2	32.4	33.6	34.8	36	37.2	38.4	39.6	40.8	42	43.2	44.4	45.6	46.8	48	49.2	50.4	51.6	52.8	54	55.2	56.4	59.2	59.8	60	61.2	62.4	63.6	64.8

行程 Stroke	1600	1650	1700	1750	1800	1850	1900	1950	2000	2050	2100	2150	2200	2250	2300	2350	2400	2450	2500	2550	2600	2650	2700	2750	2800	2850	2900	2950	3000	3050
T	2087.5	2137.5	2187.5	2237.5	2287.5	2337.5	2387.5	2437.5	2487.5	2537.5	2587.5	2637.5	2687.5	2737.5	2787.5	2837.5	2887.5	2937.5	2987.5	3037.5	3087.5	3137.5	3187.5	3237.5	3287.5	3337.5	3387.5	3437.5	3487.5	3537.5
A	200	50	100	150	200	50	100	150	200	50	100	150	200	50	100	150	200	50	100	150	200	50	100	150	200	50	100	150	200	50
M	8	9	9	9	9	10	10	10	10	11	11	11	11	12	12	12	12	13	13	13	13	14	14	14	14	15	15	15	15	16
N	20	22	22	22	22	24	24	24	24	26	26	26	26	28	28	28	28	30	30	30	30	32	32	32	32	34	34	34	34	36
重量 Weight (kg)	66	67.2	68.4	69.6	70.8	72	73.2	74.4	75.6	76.8	78	79.2	80.4	81.6	82.8	84	85.2	86.4	87.6	88.8	90	91.2	92.4	93.6	94.8	96	97.2	98.4	99.6	100.8

RU 馬達右上折 Motor Right Upper Side

單位 Unit: mm

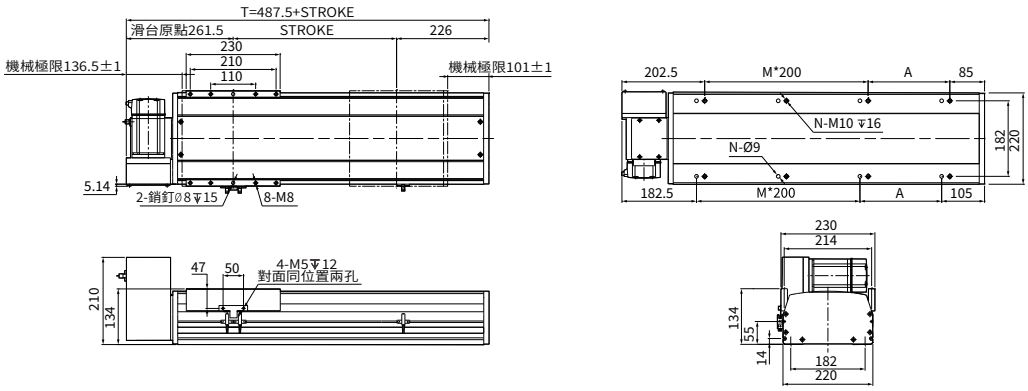

行程 Stroke	50	100	150	200	250	300	350	400	450	500	550	600	650	700	750	800	850	900	950	1000	1050	1100	1150	1200	1250	1300	1350	1400	1450	1500	1550
T	537.5	587.5	637.5	687.5	737.5	787.5	837.5	887.5	937.5	987.5	1037.5	1087.5	1137.5	1187.5	1237.5	1287.5	1337.5	1387.5	1437.5	1487.5	1537.5	1587.5	1637.5	1687.5	1737.5	1787.5	1837.5	1887.5	1937.5	1987.5	2037.5
A	50	100	150	200	50	100	150	200	50	100	150	200	50	100	150	200	50	100	150	200	50	100	150	200	50	100	150	200	50	100	150
M	1	1	1	1	2	2	2	2	3	3	3	3	4	4	4	4	5	5	5	5	6	6	6	6	7	7	7	7	8	8	8
N	6	6	6	6	8	8	8	8	10	10	10	10	12	12	12	12	14	14	14	14	16	16	16	16	18	18	18	18	20	20	20
重量 Weight (kg)	28.8	30	31.2	32.4	33.6	34.8	36	37.2	38.4	39.6	40.8	42	43.2	44.4	45.6	46.8	48	49.2	50.4	51.6	52.8	54	55.2	56.4	59.2	59.8	60	61.2	62.4	63.6	64.8

行程 Stroke	1600	1650	1700	1750	1800	1850	1900	1950	2000	2050	2100	2150	2200	2250	2300	2350	2400	2450	2500	2550	2600	2650	2700	2750	2800	2850	2900	2950	3000	3050
T	2087.5	2137.5	2187.5	2237.5	2287.5	2337.5	2387.5	2437.5	2487.5	2537.5	2587.5	2637.5	2687.5	2737.5	2787.5	2837.5	2887.5	2937.5	2987.5	3037.5	3087.5	3137.5	3187.5	3237.5	3287.5	3337.5	3387.5	3437.5	3487.5	3537.5
A	200	50	100	150	200	50	100	150	200	50	100	150	200	50	100	150	200	50	100	150	200	50	100	150	200	50	100	150	200	50
M	8	9	9	9	9	10	10	10	10	11	11	11	11	12	12	12	12	13	13	13	13	14	14	14	14	15	15	15	15	16
N	20	22	22	22	22	24	24	24	24	26	26	26	26	28	28	28	28	30	30	30	30	32	32	32	32	34	34	34	34	36
重量 Weight (kg)	66	67.2	68.4	69.6	70.8	72	73.2	74.4	75.6	76.8	78	79.2	80.4	81.6	82.8	84	85.2	86.4	87.6	88.8	90	91.2	92.4	93.6	94.8	96	97.2	98.4	99.6	100.8

本圖面僅供參考用途，實際尺寸皆以實際提供之2D/3D圖紙為準 This drawing is for reference only. The actual dimensions are based on the actual 2D / 3D drawings provided.

馬達左下折/馬達右下折
Motor Left Lower Side / Motor Right Lower Side

LD 馬達左下折 Motor Left Lower Side

單位 Unit: mm

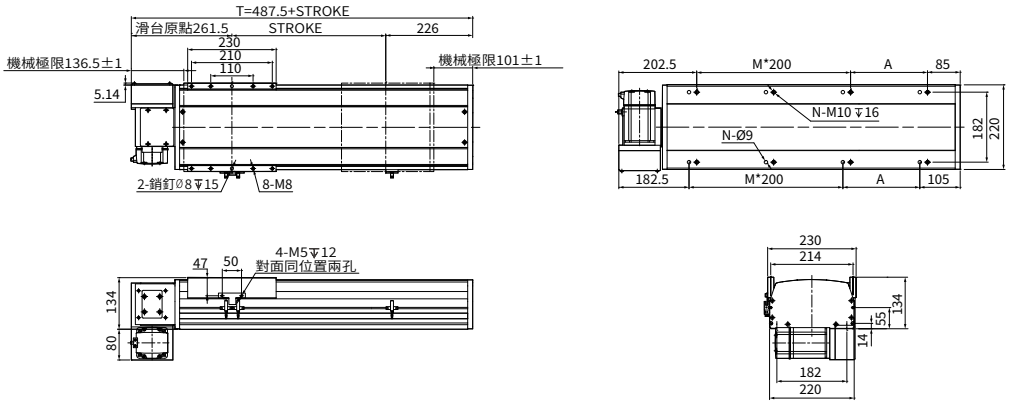

行程 Stroke	50	100	150	200	250	300	350	400	450	500	550	600	650	700	750	800	850	900	950	1000	1050	1100	1150	1200	1250	1300	1350	1400	1450	1500	1550
T	537.5	587.5	637.5	687.5	737.5	787.5	837.5	887.5	937.5	987.5	1037.5	1087.5	1137.5	1187.5	1237.5	1287.5	1337.5	1387.5	1437.5	1487.5	1537.5	1587.5	1637.5	1687.5	1737.5	1787.5	1837.5	1887.5	1937.5	1987.5	2037.5
A	50	100	150	200	50	100	150	200	50	100	150	200	50	100	150	200	50	100	150	200	50	100	150	200	50	100	150	200	50	100	150
M	1	1	1	1	2	2	2	2	3	3	3	3	4	4	4	4	5	5	5	5	6	6	6	6	7	7	7	7	8	8	8
N	6	6	6	6	8	8	8	8	10	10	10	10	12	12	12	12	14	14	14	14	16	16	16	16	18	18	18	18	20	20	20
重量 Weight (kg)	28.8	30	31.2	32.4	33.6	34.8	36	37.2	38.4	39.6	40.8	42	43.2	44.4	45.6	46.8	48	49.2	50.4	51.6	52.8	54	55.2	56.4	59.2	59.8	60	61.2	62.4	63.6	64.8

行程 Stroke	1600	1650	1700	1750	1800	1850	1900	1950	2000	2050	2100	2150	2200	2250	2300	2350	2400	2450	2500	2550	2600	2650	2700	2750	2800	2850	2900	2950	3000	3050
T	2087.5	2137.5	2187.5	2237.5	2287.5	2337.5	2387.5	2437.5	2487.5	2537.5	2587.5	2637.5	2687.5	2737.5	2787.5	2837.5	2887.5	2937.5	2987.5	3037.5	3087.5	3137.5	3187.5	3237.5	3287.5	3337.5	3387.5	3437.5	3487.5	3537.5
A	200	50	100	150	200	50	100	150	200	50	100	150	200	50	100	150	200	50	100	150	200	50	100	150	200	50	100	150	200	50
M	8	9	9	9	9	10	10	10	10	11	11	11	11	12	12	12	12	13	13	13	13	14	14	14	14	15	15	15	15	16
N	20	22	22	22	22	24	24	24	24	26	26	26	26	28	28	28	28	30	30	30	30	32	32	32	32	34	34	34	34	36
重量 Weight (kg)	66	67.2	68.4	69.6	70.8	72	73.2	74.4	75.6	76.8	78	79.2	80.4	81.6	82.8	84	85.2	86.4	87.6	88.8	90	91.2	92.4	93.6	94.8	96	97.2	98.4	99.6	100.8

RD 馬達右下折 Motor Right Lower Side

單位 Unit: mm

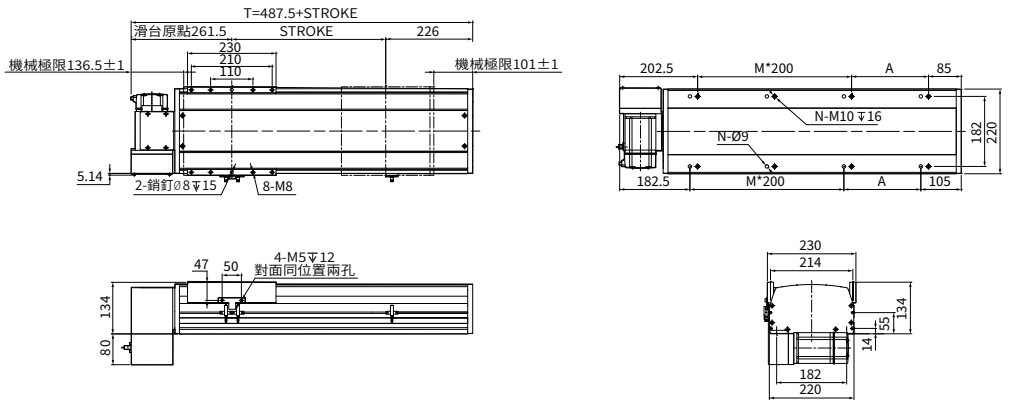

行程 Stroke	50	100	150	200	250	300	350	400	450	500	550	600	650	700	750	800	850	900	950	1000	1050	1100	1150	1200	1250	1300	1350	1400	1450	1500	1550
T	537.5	587.5	637.5	687.5	737.5	787.5	837.5	887.5	937.5	987.5	1037.5	1087.5	1137.5	1187.5	1237.5	1287.5	1337.5	1387.5	1437.5	1487.5	1537.5	1587.5	1637.5	1687.5	1737.5	1787.5	1837.5	1887.5	1937.5	1987.5	2037.5
A	50	100	150	200	50	100	150	200	50	100	150	200	50	100	150	200	50	100	150	200	50	100	150	200	50	100	150	200	50	100	150
M	1	1	1	1	2	2	2	2	3	3	3	3	4	4	4	4	5	5	5	5	6	6	6	6	7	7	7	7	8	8	8
N	6	6	6	6	8	8	8	8	10	10	10	10	12	12	12	12	14	14	14	14	16	16	16	16	18	18	18	18	20	20	20
重量 Weight (kg)	28.8	30	31.2	32.4	33.6	34.8	36	37.2	38.4	39.6	40.8	42	43.2	44.4	45.6	46.8	48	49.2	50.4	51.6	52.8	54	55.2	56.4	59.2	59.8	60	61.2	62.4	63.6	64.8

行程 Stroke	1600	1650	1700	1750	1800	1850	1900	1950	2000	2050	2100	2150	2200	2250	2300	2350	2400	2450	2500	2550	2600	2650	2700	2750	2800	2850	2900	2950	3000	3050
T	2087.5	2137.5	2187.5	2237.5	2287.5	2337.5	2387.5	2437.5	2487.5	2537.5	2587.5	2637.5	2687.5	2737.5	2787.5	2837.5	2887.5	2937.5	2987.5	3037.5	3087.5	3137.5	3187.5	3237.5	3287.5	3337.5	3387.5	3437.5	3487.5	3537.5
A	200	50	100	150	200	50	100	150	200	50	100	150	200	50	100	150	200	50	100	150	200	50	100	150	200	50	100	150	200	50
M	8	9	9	9	9	10	10	10	10	11	11	11	11	12	12	12	12	13	13	13	13	14	14	14	14	15	15	15	15	16
N	20	22	22	22	22	24	24	24	24	26	26	26	26	28	28	28	28	30	30	30	30	32	32	32	32	34	34	34	34	36
重量 Weight (kg)	66	67.2	68.4	69.6	70.8	72	73.2	74.4	75.6	76.8	78	79.2	80.4	81.6	82.8	84	85.2	86.4	87.6	88.8	90	91.2	92.4	93.6	94.8	96	97.2	98.4	99.6	100.8

本圖面僅供參考用途，實際尺寸皆以實際提供之2D/3D圖紙為準 This drawing is for reference only. The actual dimensions are based on the actual 2D / 3D drawings provided.

MEMO

同步帶系列

AMCTD Series

台規全密式同步带直線模组

TW. SEALED TOOTHED BELT AXES LINEAR MODULE

CONTENTS

無塵環境 / 時規皮帶 Dustproof/Timing Belt

TW 台規全密式同步帶直線模組

TW. SEALED TOOTHED BELT AXES LINEAR MODULE

AMCT-10D



此圖僅供參考，出貨規格詳見尺寸圖面

The picture is just for the reference. Please check the the actual dimensions on the drawing.

型號表示方式 Ordering Method

AMCT - 10D - L32 - 500 - L - M10 - O3 - OS - 0000

本體型號 Model

模組寬度 Module width

10	102mm
D	防塵型 Dustproof type

導程 Lead

32	32mm

行程 Stroke

50-2550mm

50間隔 50 mm Pitch

※行程50限定只能安裝2組光電。
Limitations while stroke is 50 only install 2 sets of optoelectronics.

馬達安裝位置 Motor Position

L	馬達左折 Motor Left Side
R	馬達右折 Motor Right Side
LU	馬達左上折 Motor Left Upper Side
RU	馬達右上折 Motor Right Upper Side
LD	馬達左下折 Motor Left Lower Side
RD	馬達右下折 Motor Right Lower Side

馬達廠牌、功率 Motor Brand、Power Output

M	三菱 Mitsubishi	10	100W
P	松下 Yaskawa	20	-
T	台達 Delta	40	-
J	杰美康 Jemelkang	75	-
H	匯川 Inovance	1.0	-

感應器 Limit Sensor

外掛型 Out Side	
3	3只 3 PCS
4	4只 4 PCS
無SENSOR No Sensor	

注油系列 Oiling systemy

配有注油 Equipped with oiling
無 SENSOR No Sensor

特注式樣 Special Order No.

產品基本規格 Specification

馬達輸出 Motor Power (W)	100
額定扭矩 Torque (Nm)	0.32
同步帶規格 Toothed Belt Spec.	STD 3 M - 15 x 3
重複定位精度 Rep. Accuracy (mm)	±0.04
減速比配置 Reducer Ratio Config.	減速機 Gear Reducer
	1:3 ~ 1:10
同步帶導程 Toothed Belt Pitch (mm)	32
最高速度 Max. Speed (mm/s)	1600
行程範圍 Stroke Range (mm)	50...2550 / 50 間隔 Pitch

最大負載值 Max. Load (kg)	水平 Horizontal	10
	側掛 Sidehang	8
導軌規格 Guide Spec.		W20×H15
光電開關 Optical Proximity Sensor		PM-T45

光電開關接線圖 Optiacal Proximity Sensor Wiring Diagram

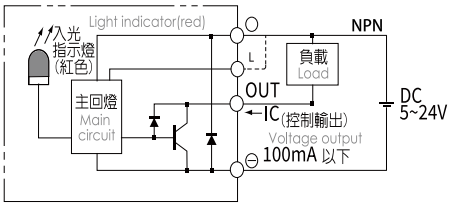

容許負載力距表 Allowable Overhang

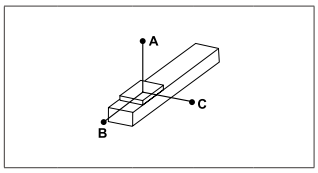

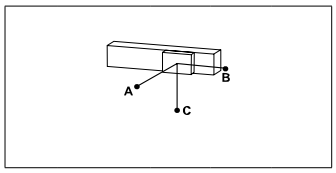

(單位 Unit : mm)

水平安裝 Horizontal Installation		A	B	C
導程 32 Lead	5kg	490	150	120
	8kg	300	90	70
	10kg	230	70	60

(單位 Unit : mm)

側掛安裝 Sidehang Installation		A	B	C
導程 32 Lead	4kg	160	190	620
	7kg	80	100	340
	10kg	60	70	230

※力距表所表示的數據，代表重心。
The torque value in the chart indicate the center of gravity。
※倒吊使用無法套用標準規範，如有需求請洽詢我司業務。
Data information is not for ceiling-mount inverse use.Contact us for the details if you want to apply ceiling-mount inverse usage.

靜態容許負載慣量 Static Loading Moment

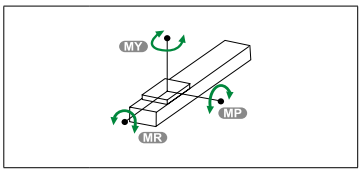

(單位 Unit : N.m)

MY	110
MP	110
MR	120

常用伺服電機尺寸參考數據 Common servo motor size reference data

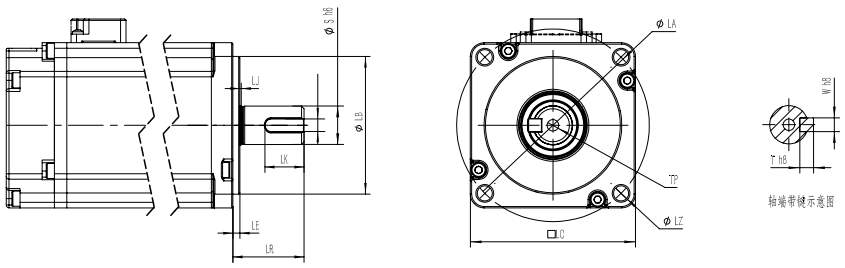

功率(W) Power Output	品牌 Motor Brand	識別代號 Identification code	S	LR	LA	W	LZ	LB	LE
100W	三菱 Mitsubishi	M	8	25	46	3（深1.0）	M4	30	2.5
100W	松下 Yaskawa	P	8	25	45	3（深1.8）	M3	30	3
100W	台達 Delta	T	8	25	46	3（深1.8）	M4	30	2.5
100W	杰美康 Jiemeikang	J	8	25	46	3（深1.0）	M4	30	2.5
100W	匯川 Inovance	H	8	25	46	3	M4	30	2.5

馬達左折/馬達右折
Motor Left Side / Motor Right Side

L 馬達左折 Motor Left Side

單位 Unit: mm

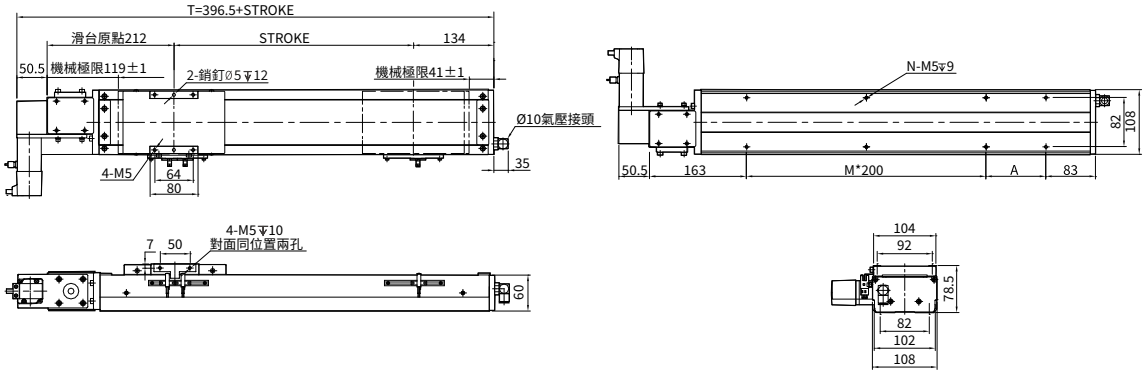

行程 Stroke	50	100	150	200	250	300	350	400	450	500	550	600	650	700	750	800	850	900	950	1000	1050	1100	1150	1200	1250	1300
T	446.5	496.5	546.5	596.5	646.5	696.5	746.5	796.5	846.5	896.5	946.5	996.5	1046.5	1096.5	1146.5	1196.5	1246.5	1296.5	1346.5	1396.5	1446.5	1496.5	1546.5	1596.5	1746.5	1696.5
A	150	200	50	100	150	200	50	100	150	200	50	100	150	200	50	100	150	200	50	100	150	200	50	100	150	200
M	0	0	1	1	1	1	2	2	2	2	3	3	3	3	4	4	4	4	5	5	5	5	6	6	6	6
N	4	4	6	6	6	6	8	8	8	8	10	10	10	10	12	12	12	12	14	14	14	14	16	16	16	16
重量 Weight (kg)	7.87	8.3	8.73	9.15	9.57	10	10.42	10.84	11.26	11.69	12.11	12.53	12.96	13.38	13.8	14.23	14.65	15.07	15.49	15.92	16.34	16.76	17.18	17.6	18.02	18.44

行程 Stroke	1350	1400	1450	1500	1550	1600	1650	1700	1750	1800	1850	1900	1950	2000	2050	2100	2150	2200	2250	2300	2350	2400	2450	2500	2550
T	1746.5	1796.5	1846.5	1896.5	1946.5	1996.5	2046.5	2096.5	2146.5	2196.5	2246.5	2296.5	2346.5	2396.5	2446.5	2496.5	2546.5	2596.5	2646.5	2696.5	2746.5	2796.5	2846.5	2896.5	2946.5
A	50	100	150	200	50	100	150	200	50	100	150	200	50	100	150	200	50	100	150	200	50	100	150	200	50
M	7	7	7	7	8	8	8	8	9	9	9	9	10	10	10	10	11	11	11	11	12	12	12	12	13
N	18	18	18	18	20	20	20	20	22	22	22	22	24	24	24	24	26	26	26	26	28	28	28	28	230
重量 Weight (kg)	18.86	19.28	19.7	20.12	20.54	20.96	21.38	21.8	22.22	22.4	23.06	23.48	23.9	24.32	24.74	25.16	25.58	26	26.42	26.84	27.26	27.68	28.1	28.52	28.94

R 馬達右折 Motor Right Side

單位 Unit: mm

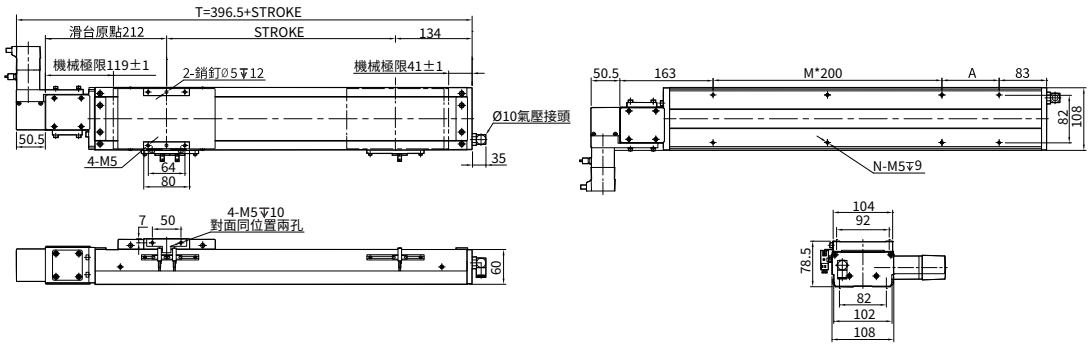

行程 Stroke	50	100	150	200	250	300	350	400	450	500	550	600	650	700	750	800	850	900	950	1000	1050	1100	1150	1200	1250	1300
T	446.5	496.5	546.5	596.5	646.5	696.5	746.5	796.5	846.5	896.5	946.5	996.5	1046.5	1096.5	1146.5	1196.5	1246.5	1296.5	1346.5	1396.5	1446.5	1496.5	1546.5	1596.5	1746.5	1696.5
A	150	200	50	100	150	200	50	100	150	200	50	100	150	200	50	100	150	200	50	100	150	200	50	100	150	200
M	0	0	1	1	1	1	2	2	2	2	3	3	3	3	4	4	4	4	5	5	5	5	6	6	6	6
N	4	4	6	6	6	6	8	8	8	8	10	10	10	10	12	12	12	12	14	14	14	14	16	16	16	16
重量 Weight (kg)	7.87	8.3	8.73	9.15	9.57	10	10.42	10.84	11.26	11.69	12.11	12.53	12.96	13.38	13.8	14.23	14.65	15.07	15.49	15.92	16.34	16.76	17.18	17.6	18.02	18.44

行程 Stroke	1350	1400	1450	1500	1550	1600	1650	1700	1750	1800	1850	1900	1950	2000	2050	2100	2150	2200	2250	2300	2350	2400	2450	2500	2550
T	1746.5	1796.5	1846.5	1896.5	1946.5	1996.5	2046.5	2096.5	2146.5	2196.5	2246.5	2296.5	2346.5	2396.5	2446.5	2496.5	2546.5	2596.5	2646.5	2696.5	2746.5	2796.5	2846.5	2896.5	2946.5
A	50	100	150	200	50	100	150	200	50	100	150	200	50	100	150	200	50	100	150	200	50	100	150	200	50
M	7	7	7	7	8	8	8	8	9	9	9	9	10	10	10	10	11	11	11	11	12	12	12	12	13
N	18	18	18	18	20	20	20	20	22	22	22	22	24	24	24	24	26	26	26	26	28	28	28	28	230
重量 Weight (kg)	18.86	19.28	19.7	20.12	20.54	20.96	21.38	21.8	22.22	22.4	23.06	23.48	23.9	24.32	24.74	25.16	25.58	26	26.42	26.84	27.26	27.68	28.1	28.52	28.94

馬達左上折/馬達右上折
Motor Left Upper Side / Motor Right Upper Side

LU 馬達左上折 Motor Left Upper Side

單位 Unit: mm

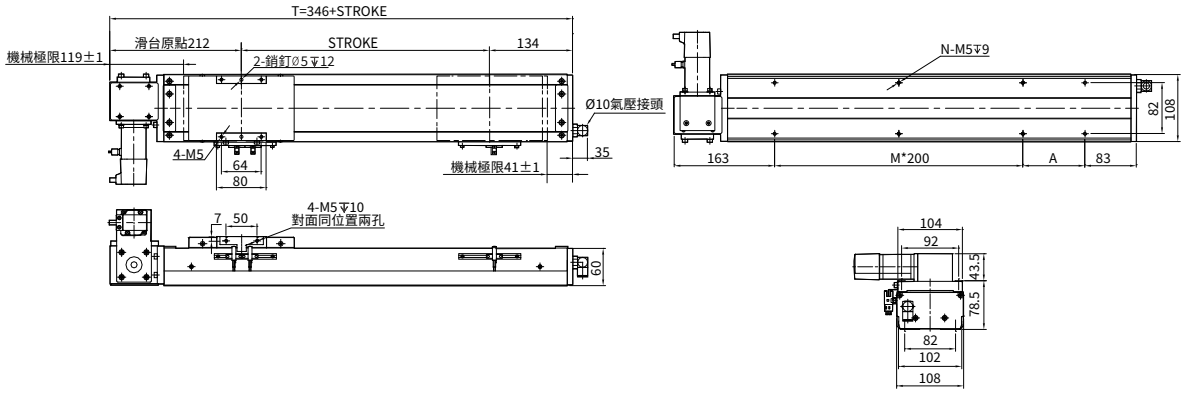

行程 Stroke	50	100	150	200	250	300	350	400	450	500	550	600	650	700	750	800	850	900	950	1000	1050	1100	1150	1200	1250	1300
T	396	446	496	546	596	646	696	746	796	846	896	946	996	1046	1096	1146	1196	1246	1296	1346	1396	1446	1496	1546	1696	1646
A	150	200	50	100	150	200	50	100	150	200	50	100	150	200	50	100	150	200	50	100	150	200	50	100	150	200
M	0	0	1	1	1	1	2	2	2	2	3	3	3	3	4	4	4	4	5	5	5	5	6	6	6	6
N	4	4	6	6	6	6	8	8	8	8	10	10	10	10	12	12	12	12	14	14	14	14	16	16	16	16
重量 Weight (kg)	7.87	8.3	8.73	9.15	9.57	10	10.42	10.84	11.26	11.69	12.11	12.53	12.96	13.38	13.8	14.23	14.65	15.07	15.49	15.92	16.34	16.76	17.18	17.6	18.02	18.44

行程 Stroke	1350	1400	1450	1500	1550	1600	1650	1700	1750	1800	1850	1900	1950	2000	2050	2100	2150	2200	2250	2300	2350	2400	2450	2500	2550
T	1696	1746	1796	1846	1896	1946	1996	2046	2096	2146	2196	2246	2296	2346	2396	2446	2496	2546	2596	2646	2696	2746	2796	2846	2896
A	50	100	150	200	50	100	150	200	50	100	150	200	50	100	150	200	50	100	150	200	50	100	150	200	50
M	7	7	7	7	8	8	8	8	9	9	9	9	10	10	10	10	11	11	11	11	12	12	12	12	13
N	18	18	18	18	20	20	20	20	22	22	22	22	24	24	24	24	26	26	26	26	28	28	28	28	230
重量 Weight (kg)	18.86	19.28	19.7	20.12	20.54	20.96	21.38	21.8	22.22	22.4	23.06	23.48	23.9	24.32	24.74	25.16	25.58	26	26.42	26.84	27.26	27.68	28.1	28.52	28.94

RU 馬達右上折 Motor Right Upper Side

單位 Unit: mm

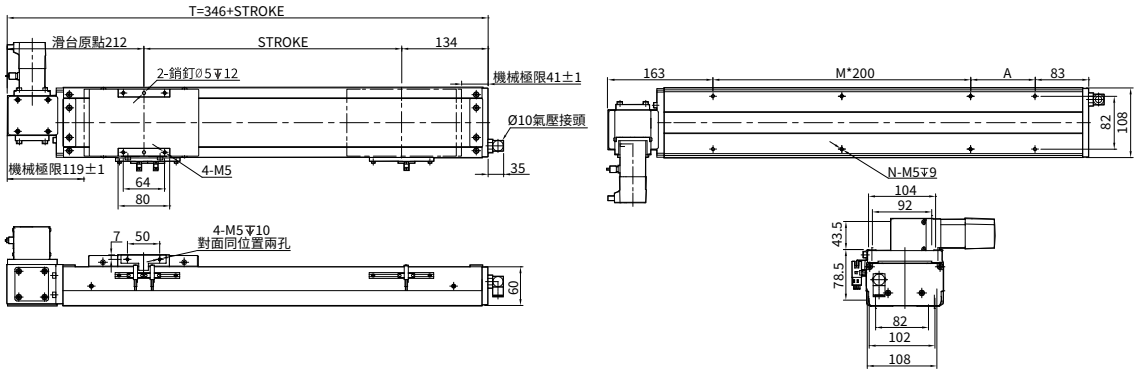

行程 Stroke	50	100	150	200	250	300	350	400	450	500	550	600	650	700	750	800	850	900	950	1000	1050	1100	1150	1200	1250	1300
T	396	446	496	546	596	646	696	746	796	846	896	946	996	1046	1096	1146	1196	1246	1296	1346	1396	1446	1496	1546	1696	1646
A	150	200	50	100	150	200	50	100	150	200	50	100	150	200	50	100	150	200	50	100	150	200	50	100	150	200
M	0	0	1	1	1	1	2	2	2	2	3	3	3	3	4	4	4	4	5	5	5	5	6	6	6	6
N	4	4	6	6	6	6	8	8	8	8	10	10	10	10	12	12	12	12	14	14	14	14	16	16	16	16
重量 Weight (kg)	7.87	8.3	8.73	9.15	9.57	10	10.42	10.84	11.26	11.69	12.11	12.53	12.96	13.38	13.8	14.23	14.65	15.07	15.49	15.92	16.34	16.76	17.18	17.6	18.02	18.44

行程 Stroke	1350	1400	1450	1500	1550	1600	1650	1700	1750	1800	1850	1900	1950	2000	2050	2100	2150	2200	2250	2300	2350	2400	2450	2500	2550
T	1696	1746	1796	1846	1896	1946	1996	2046	2096	2146	2196	2246	2296	2346	2396	2446	2496	2546	2596	2646	2696	2746	2796	2846	2896
A	50	100	150	200	50	100	150	200	50	100	150	200	50	100	150	200	50	100	150	200	50	100	150	200	50
M	7	7	7	7	8	8	8	8	9	9	9	9	10	10	10	10	11	11	11	11	12	12	12	12	13
N	18	18	18	18	20	20	20	20	22	22	22	22	24	24	24	24	26	26	26	26	28	28	28	28	230
重量 Weight (kg)	18.86	19.28	19.7	20.12	20.54	20.96	21.38	21.8	22.22	22.4	23.06	23.48	23.9	24.32	24.74	25.16	25.58	26	26.42	26.84	27.26	27.68	28.1	28.52	28.94

本圖面僅供參考用途，實際尺寸皆以實際提供之2D/3D圖紙為準 This drawing is for reference only. The actual dimensions are based on the actual 2D / 3D drawings provided.

馬達左下折/馬達右下折
Motor Left Lower Side / Motor Right Lower Side

LD 馬達左下折 Motor Left Lower Side

單位 Unit: mm

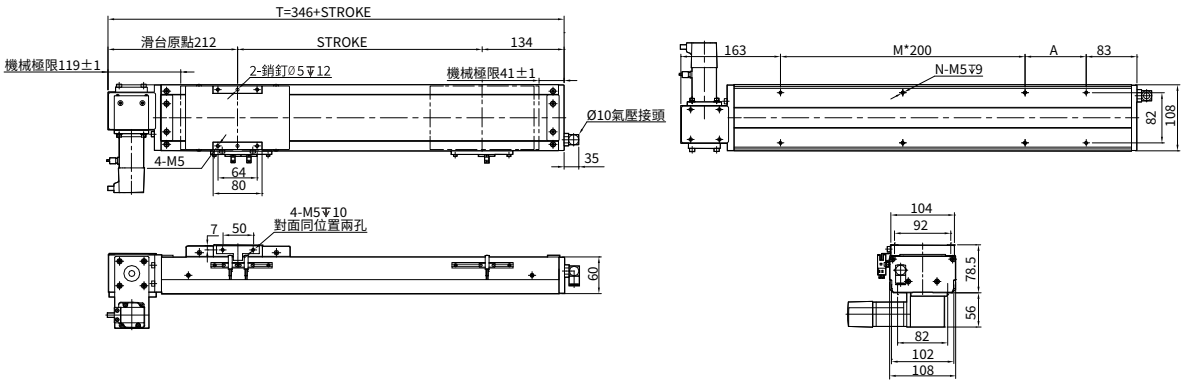

行程 Stroke	50	100	150	200	250	300	350	400	450	500	550	600	650	700	750	800	850	900	950	1000	1050	1100	1150	1200	1250	1300
T	396	446	496	546	596	646	696	746	796	846	896	946	996	1046	1096	1146	1196	1246	1296	1346	1396	1446	1496	1546	1696	1646
A	150	200	50	100	150	200	50	100	150	200	50	100	150	200	50	100	150	200	50	100	150	200	50	100	150	200
M	0	0	1	1	1	1	2	2	2	2	3	3	3	3	4	4	4	4	5	5	5	5	6	6	6	6
N	4	4	6	6	6	6	8	8	8	8	10	10	10	10	12	12	12	12	14	14	14	14	16	16	16	16
重量 Weight (kg)	7.87	8.3	8.73	9.15	9.57	10	10.42	10.84	11.26	11.69	12.11	12.53	12.96	13.38	13.8	14.23	14.65	15.07	15.49	15.92	16.34	16.76	17.18	17.6	18.02	18.44

行程 Stroke	1350	1400	1450	1500	1550	1600	1650	1700	1750	1800	1850	1900	1950	2000	2050	2100	2150	2200	2250	2300	2350	2400	2450	2500	2550
T	1696	1746	1796	1846	1896	1946	1996	2046	2096	2146	2196	2246	2296	2346	2396	2446	2496	2546	2596	2646	2696	2746	2796	2846	2896
A	50	100	150	200	50	100	150	200	50	100	150	200	50	100	150	200	50	100	150	200	50	100	150	200	50
M	7	7	7	7	8	8	8	8	9	9	9	9	10	10	10	10	11	11	11	11	12	12	12	12	13
N	18	18	18	18	20	20	20	20	22	22	22	22	24	24	24	24	26	26	26	26	28	28	28	28	230
重量 Weight (kg)	18.86	19.28	19.7	20.12	20.54	20.96	21.38	21.8	22.22	22.4	23.06	23.48	23.9	24.32	24.74	25.16	25.58	26	26.42	26.84	27.26	27.68	28.1	28.52	28.94

RD 馬達右下折 Motor Right Lower Side

單位 Unit: mm

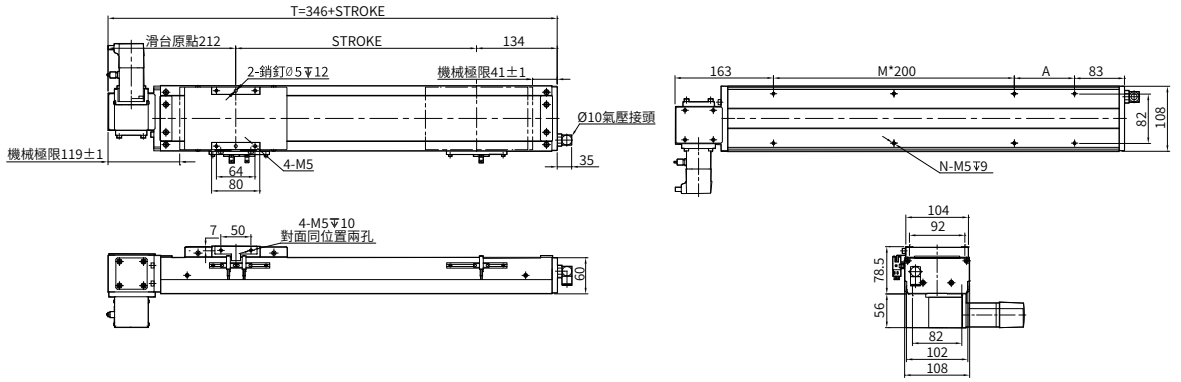

行程 Stroke	50	100	150	200	250	300	350	400	450	500	550	600	650	700	750	800	850	900	950	1000	1050	1100	1150	1200	1250	1300
T	396	446	496	546	596	646	696	746	796	846	896	946	996	1046	1096	1146	1196	1246	1296	1346	1396	1446	1496	1546	1696	1646
A	150	200	50	100	150	200	50	100	150	200	50	100	150	200	50	100	150	200	50	100	150	200	50	100	150	200
M	0	0	1	1	1	1	2	2	2	2	3	3	3	3	4	4	4	4	5	5	5	5	6	6	6	6
N	4	4	6	6	6	6	8	8	8	8	10	10	10	10	12	12	12	12	14	14	14	14	16	16	16	16
重量 Weight (kg)	7.87	8.3	8.73	9.15	9.57	10	10.42	10.84	11.26	11.69	12.11	12.53	12.96	13.38	13.8	14.23	14.65	15.07	15.49	15.92	16.34	16.76	17.18	17.6	18.02	18.44

行程 Stroke	1350	1400	1450	1500	1550	1600	1650	1700	1750	1800	1850	1900	1950	2000	2050	2100	2150	2200	2250	2300	2350	2400	2450	2500	2550
T	1696	1746	1796	1846	1896	1946	1996	2046	2096	2146	2196	2246	2296	2346	2396	2446	2496	2546	2596	2646	2696	2746	2796	2846	2896
A	50	100	150	200	50	100	150	200	50	100	150	200	50	100	150	200	50	100	150	200	50	100	150	200	50
M	7	7	7	7	8	8	8	8	9	9	9	9	10	10	10	10	11	11	11	11	12	12	12	12	13
N	18	18	18	18	20	20	20	20	22	22	22	22	24	24	24	24	26	26	26	26	28	28	28	28	230
重量 Weight (kg)	18.86	19.28	19.7	20.12	20.54	20.96	21.38	21.8	22.22	22.4	23.06	23.48	23.9	24.32	24.74	25.16	25.58	26	26.42	26.84	27.26	27.68	28.1	28.52	28.94

本圖面僅供參考用途，實際尺寸皆以實際提供之2D/3D圖紙為準 This drawing is for reference only. The actual dimensions are based on the actual 2D / 3D drawings provided.

TW 台規全密式同步帶直線模組

TW. SEALED TOOTHED BELT AXES LINEAR MODULE

AMCT-14D



此圖僅供參考，出貨規格詳見尺寸圖面

The picture is just for the reference. Please check the the actual dimensions on the drawing.

型號表示方式 Ordering Method

AMCT - 14D - L40 - 500 - L - M40 - O3 - OS - 0000

本體型號 Model

模組寬度 Module width

14	135mm-4個滑塊
D	防塵型 Dustproof type

導程 Lead

40	40mm

行程 Stroke

50-3050mm

50間隔 50 mm Pitch

※行程50限定只能安裝2組光電。
Limitations while stroke is 50 only install 2 sets of optoelectronics.

馬達安裝位置 Motor Position

L	馬達左折 Motor Left Side
R	馬達右折 Motor Right Side
LU	馬達左上折 Motor Left Upper Side
RU	馬達右上折 Motor Right Upper Side
LD	馬達左下折 Motor Left Lower Side
RD	馬達右下折 Motor Right Lower Side

馬達廠牌、功率 Motor Brand、Power Output

M	三菱 Mitsubishi	10	-
P	松下 Yaskawa	20	-
T	台達 Delta	40	400W
J	杰美康 Jemelkang	75	-
H	匯川 Inovance	1.0	-

感應器 Limit Sensor

外掛型 Out Side	
3	3只 3 PCS
4	4只 4 PCS
無SENSOR No Sensor	

注油系列 Oiling systemy

配有注油Equipped with oiling
無 SENSOR No Sensor

特注式樣 Special Order No.

產品基本規格 Specification

馬達輸出 Motor Power (W)	400
額定扭矩 Torque (Nm)	1.28
同步帶規格 Toothed Belt Spec.	STD 5 M - 25 x 3
重複定位精度 Rep. Accuracy (mm)	±0.04
減速比配置 Reducer Ratio Config.	減速機 Gear Reducer
	1:3 ~ 1:10
同步帶導程 Toothed Belt Pitch (mm)	40
最高速度 Max. Speed (mm/s)	2000
行程範圍 Stroke Range (mm)	50...3050 / 50 間隔 Pitch

最大負載值 Max. Load (kg)	水平 Horizontal	30
	側掛 Sidehang	12
導軌規格 Guide Spec.		W15×H12.5
光電開關 Optical Proximity Sensor		PM-T 45

光電開關接綫圖 Optiacal Proximity Sensor Wiring Diagram

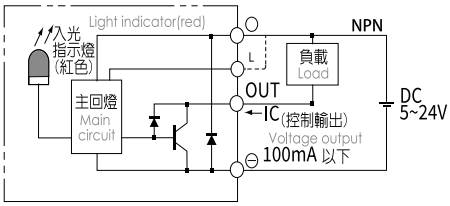

容許負載力距表 Allowable Overhang

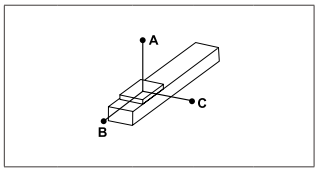

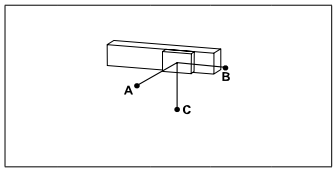

(單位 Unit : mm)

水平安裝 Horizontal Installation		A	B	C
導程 40 Lead	10kg	1790	680	530
	20kg	850	320	250
	25kg	670	250	190

(單位 Unit : mm)

側掛安裝 Sidehang Installation		A	B	C
導程 40 Lead	15kg	340	440	1170
	18kg	280	360	960
	25kg	190	250	670

※力距表所表示的數據，代表重心。
The torque value in the chart indicate the center of gravity。
※倒吊使用無法套用標準規範，如有需求請洽詢我司業務。
Data information is not for ceiling-mount inverse use.Contact us for the details if you want to apply ceiling-mount inverse usage.

靜態容許負載慣量 Static Loading Moment

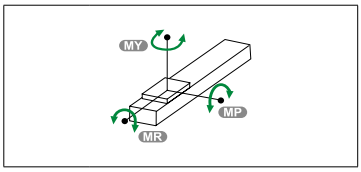

(單位 Unit : N.m)

MY	550
MP	550
MR	480

常用伺服電機尺寸參考數據 Common servo motor size reference data

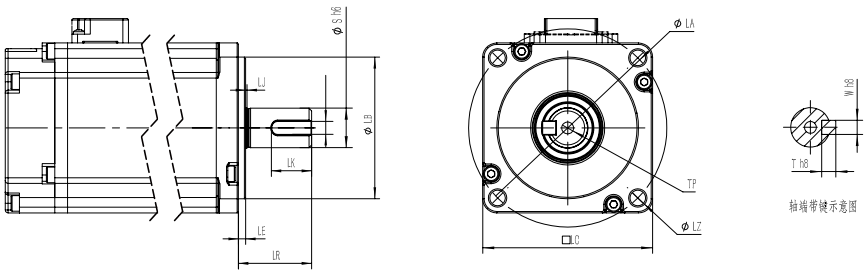

功率(W) Power Output	品牌 Motor Brand	識別代號 Identification code	S	LR	LA	W	LZ	LB	LE
400W	三菱 Mitsubishi	M	14	30	70	5	M5	50	3
400W	松下 Yaskawa	P	14	30	70	5（深3.0）	M4	50	3
400W	台達 Delta	T	14	30	70	5（深3.0）	M5	50	3
400W	杰美康 Jiemeikang	J	14	30	70	5	M5	50	3
400W	匯川 Inovance	H	14	30	70	5	M5	50	3

馬達左折/馬達右折
Motor Left Side / Motor Right Side

L 馬達左折 Motor Left Side

單位 Unit: mm

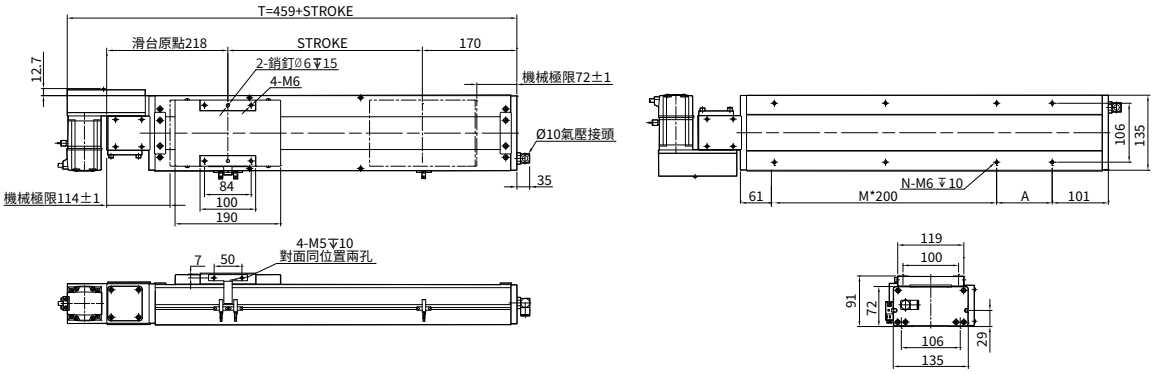

行程 Stroke	50	100	150	200	250	300	350	400	450	500	550	600	650	700	750	800	850	900	950	1000	1050	1100	1150	1200	1250	1300	1350	1400	1450	1500	1550
T	509	559	609	659	709	759	809	859	909	959	1009	1059	1109	1159	1209	1259	1309	1359	1409	1459	1509	1559	1609	1659	1709	1759	1809	1859	1909	1959	2009
A	200	50	100	150	200	50	100	150	200	50	100	150	200	50	100	150	200	50	100	150	200	50	100	150	200	50	100	150	200	50	100
M	0	1	1	1	1	2	2	2	2	3	3	3	3	4	4	4	4	5	5	5	5	6	6	6	6	7	7	7	7	8	8
N	4	6	6	6	6	8	8	8	8	10	10	10	10	12	12	12	12	14	14	14	14	16	16	16	16	18	18	18	18	20	20
重量 Weight (kg)	11.2	11.6	12	12.5	13	13.5	14	14.4	15	15.4	16	16.4	16.9	17.4	17.9	18.4	18.9	19.4	19.9	20.3	20.9	21.5	22.1	22.7	23.3	23.9	24.5	25.1	25.7	26.3	26.9

行程 Stroke	1600	1650	1700	1750	1800	1850	1900	1950	2000	2050	2100	2150	2200	2250	2300	2350	2400	2450	2500	2550	2600	2650	2700	2750	2800	2850	2900	2950	3000	3050
T	2059	2109	2159	2209	2259	2309	2359	2409	2459	2509	2559	2609	2659	2709	2759	2809	2859	2909	2959	3009	3059	3109	3159	3209	3259	3309	3359	3409	3459	3509
A	150	200	50	100	150	200	50	100	150	200	50	100	150	200	50	100	150	200	50	100	150	200	50	100	150	200	50	100	150	200
M	8	8	9	9	9	9	10	10	10	10	11	11	11	11	12	12	12	12	13	13	13	13	14	14	14	14	15	15	15	15
N	20	20	22	22	22	22	24	24	24	24	26	26	26	26	28	28	28	28	30	30	30	30	32	32	32	32	34	34	34	34
重量 Weight (kg)	27.5	28.1	28.7	29.3	29.9	30.5	31.1	31.7	32.3	32.9	33.5	34.1	34.7	35.3	35.9	36.5	37.1	37.7	38.3	38.9	39.5	40.1	40.7	41.3	41.9	42.5	43.1	43.7	44.3	44.9

R 馬達右折 Motor Right Side

單位 Unit: mm

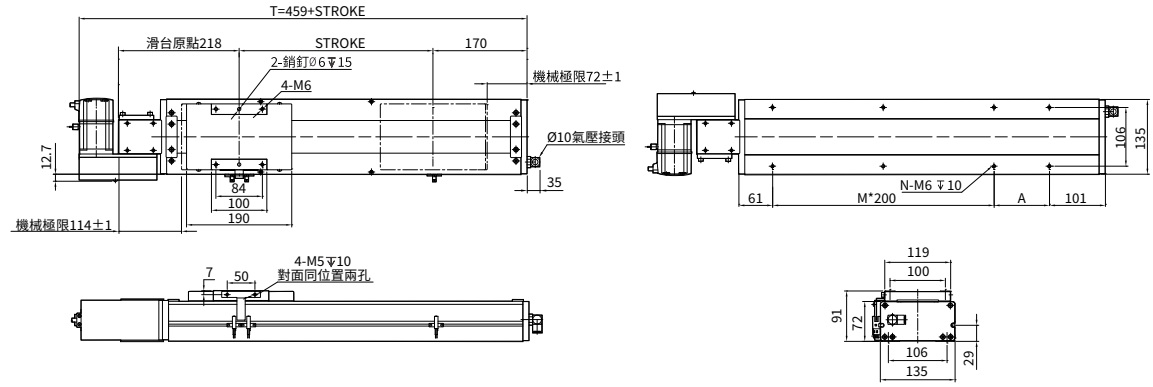

行程 Stroke	50	100	150	200	250	300	350	400	450	500	550	600	650	700	750	800	850	900	950	1000	1050	1100	1150	1200	1250	1300	1350	1400	1450	1500	1550
T	509	559	609	659	709	759	809	859	909	959	1009	1059	1109	1159	1209	1259	1309	1359	1409	1459	1509	1559	1609	1659	1709	1759	1809	1859	1909	1959	2009
A	200	50	100	150	200	50	100	150	200	50	100	150	200	50	100	150	200	50	100	150	200	50	100	150	200	50	100	150	200	50	100
M	0	1	1	1	1	2	2	2	2	3	3	3	3	4	4	4	4	5	5	5	5	6	6	6	6	7	7	7	7	8	8
N	4	6	6	6	6	8	8	8	8	10	10	10	10	12	12	12	12	14	14	14	14	16	16	16	16	18	18	18	18	20	20
重量 Weight (kg)	11.2	11.6	12	12.5	13	13.5	14	14.4	15	15.4	16	16.4	16.9	17.4	17.9	18.4	18.9	19.4	19.9	20.3	20.9	21.5	22.1	22.7	23.3	23.9	24.5	25.1	25.7	26.3	26.9

行程 Stroke	1600	1650	1700	1750	1800	1850	1900	1950	2000	2050	2100	2150	2200	2250	2300	2350	2400	2450	2500	2550	2600	2650	2700	2750	2800	2850	2900	2950	3000	3050
T	2059	2109	2159	2209	2259	2309	2359	2409	2459	2509	2559	2609	2659	2709	2759	2809	2859	2909	2959	3009	3059	3109	3159	3209	3259	3309	3359	3409	3459	3509
A	150	200	50	100	150	200	50	100	150	200	50	100	150	200	50	100	150	200	50	100	150	200	50	100	150	200	50	100	150	200
M	8	8	9	9	9	9	10	10	10	10	11	11	11	11	12	12	12	12	13	13	13	13	14	14	14	14	15	15	15	15
N	20	20	22	22	22	22	24	24	24	24	26	26	26	26	28	28	28	28	30	30	30	30	32	32	32	32	34	34	34	34
重量 Weight (kg)	27.5	28.1	28.7	29.3	29.9	30.5	31.1	31.7	32.3	32.9	33.5	34.1	34.7	35.3	35.9	36.5	37.1	37.7	38.3	38.9	39.5	40.1	40.7	41.3	41.9	42.5	43.1	43.7	44.3	44.9

馬達左上折/馬達右上折
Motor Left Upper Side / Motor Right Upper Side

LU 馬達左上折 Motor Left Upper Side

單位 Unit: mm

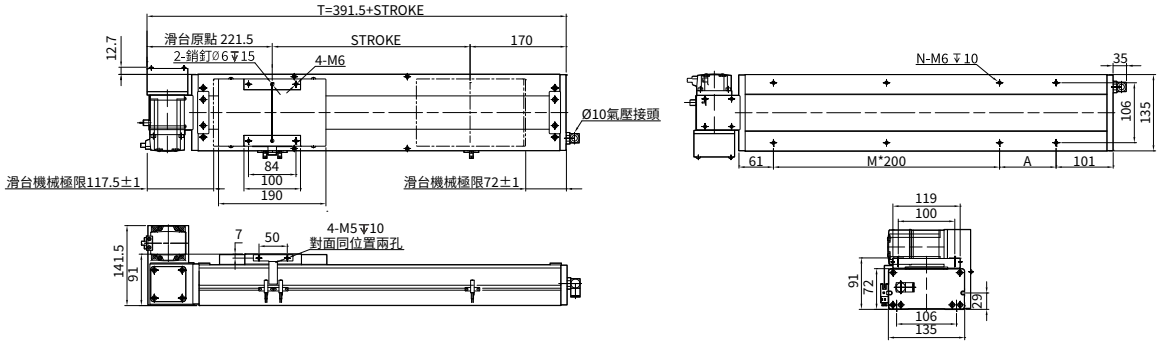

行程 Stroke	50	100	150	200	250	300	350	400	450	500	550	600	650	700	750	800	850	900	950	1000	1050	1100	1150	1200	1250	1300	1350	1400	1450	1500	1550
T	441.5	491.5	541.5	591.5	641.5	691.5	741.5	791.5	841.5	891.5	941.5	991.5	1041.5	1091.5	1141.5	1191.5	1241.5	1291.5	1341.5	1391.5	1441.5	1491.5	1541.5	1591.5	1641.5	1691.5	1741.5	1791.5	1841.5	1891.5	1941.5
A	200	50	100	150	200	50	100	150	200	50	100	150	200	50	100	150	200	50	100	150	200	50	100	150	200	50	100	150	200	50	100
M	0	1	1	1	1	2	2	2	2	3	3	3	3	4	4	4	4	5	5	5	5	6	6	6	6	7	7	7	7	8	8
N	4	6	6	6	6	8	8	8	8	10	10	10	10	12	12	12	12	14	14	14	14	16	16	16	16	18	18	18	18	20	20
重量 Weight (kg)	11.2	11.6	12	12.5	13	13.5	14	14.4	15	15.4	16	16.4	16.9	17.4	17.9	18.4	18.9	19.4	19.9	20.3	20.9	21.5	22.1	22.7	23.3	23.9	24.5	25.1	25.7	26.3	26.9

行程 Stroke	1600	1650	1700	1750	1800	1850	1900	1950	2000	2050	2100	2150	2200	2250	2300	2350	2400	2450	2500	2550	2600	2650	2700	2750	2800	2850	2900	2950	3000	3050
T	1991.5	2041.5	2091.5	2141.5	2191.5	2241.5	2291.5	2341.5	2391.5	2441.5	2491.5	2541.5	2591.5	2641.5	2691.5	2741.5	2791.5	2841.5	2891.5	2941.5	2991.5	3041.5	3091.5	3141.5	3191.5	3241.5	3291.5	3341.5	3391.5	3441.5
A	150	200	50	100	150	200	50	100	150	200	50	100	150	200	50	100	150	200	50	100	150	200	50	100	150	200	50	100	150	200
M	8	8	9	9	9	9	10	10	10	10	11	11	11	11	12	12	12	12	13	13	13	13	14	14	14	14	15	15	15	15
N	20	20	22	22	22	22	24	24	24	24	26	26	26	26	28	28	28	28	30	30	30	30	32	32	32	32	34	34	34	34
重量 Weight (kg)	27.5	28.1	28.7	29.3	29.9	30.5	31.1	31.7	32.3	32.9	33.5	34.1	34.7	35.3	35.9	36.5	37.1	37.7	38.3	38.9	39.5	40.1	40.7	41.3	41.9	42.5	43.1	43.7	44.3	44.9

RU 馬達右上折 Motor Right Upper Side

單位 Unit: mm

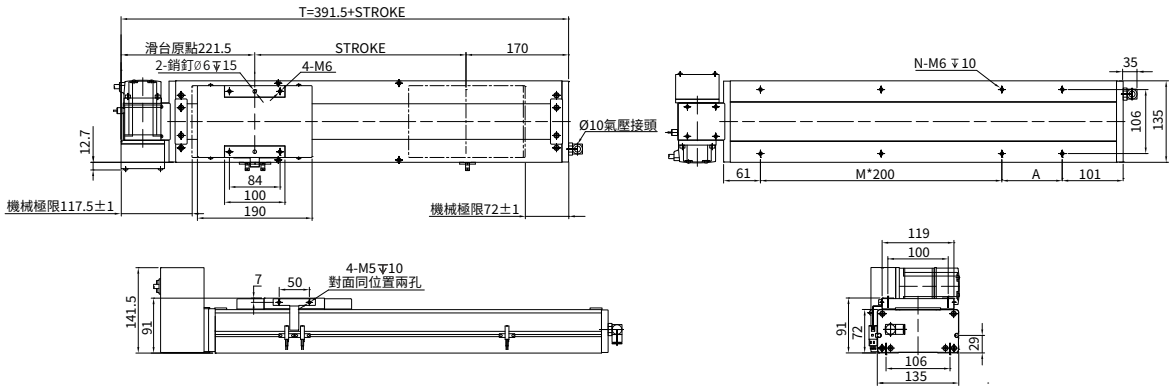

行程 Stroke	50	100	150	200	250	300	350	400	450	500	550	600	650	700	750	800	850	900	950	1000	1050	1100	1150	1200	1250	1300	1350	1400	1450	1500	1550
T	441.5	491.5	541.5	591.5	641.5	691.5	741.5	791.5	841.5	891.5	941.5	991.5	1041.5	1091.5	1141.5	1191.5	1241.5	1291.5	1341.5	1391.5	1441.5	1491.5	1541.5	1591.5	1641.5	1691.5	1741.5	1791.5	1841.5	1891.5	1941.5
A	200	50	100	150	200	50	100	150	200	50	100	150	200	50	100	150	200	50	100	150	200	50	100	150	200	50	100	150	200	50	100
M	0	1	1	1	1	2	2	2	2	3	3	3	3	4	4	4	4	5	5	5	5	6	6	6	6	7	7	7	7	8	8
N	4	6	6	6	6	8	8	8	8	10	10	10	10	12	12	12	12	14	14	14	14	16	16	16	16	18	18	18	18	20	20
重量 Weight (kg)	11.2	11.6	12	12.5	13	13.5	14	14.4	15	15.4	16	16.4	16.9	17.4	17.9	18.4	18.9	19.4	19.9	20.3	20.9	21.5	22.1	22.7	23.3	23.9	24.5	25.1	25.7	26.3	26.9

行程 Stroke	1600	1650	1700	1750	1800	1850	1900	1950	2000	2050	2100	2150	2200	2250	2300	2350	2400	2450	2500	2550	2600	2650	2700	2750	2800	2850	2900	2950	3000	3050
T	1991.5	2041.5	2091.5	2141.5	2191.5	2241.5	2291.5	2341.5	2391.5	2441.5	2491.5	2541.5	2591.5	2641.5	2691.5	2741.5	2791.5	2841.5	2891.5	2941.5	2991.5	3041.5	3091.5	3141.5	3191.5	3241.5	3291.5	3341.5	3391.5	3441.5
A	150	200	50	100	150	200	50	100	150	200	50	100	150	200	50	100	150	200	50	100	150	200	50	100	150	200	50	100	150	200
M	8	8	9	9	9	9	10	10	10	10	11	11	11	11	12	12	12	12	13	13	13	13	14	14	14	14	15	15	15	15
N	20	20	22	22	22	22	24	24	24	24	26	26	26	26	28	28	28	28	30	30	30	30	32	32	32	32	34	34	34	34
重量 Weight (kg)	27.5	28.1	28.7	29.3	29.9	30.5	31.1	31.7	32.3	32.9	33.5	34.1	34.7	35.3	35.9	36.5	37.1	37.7	38.3	38.9	39.5	40.1	40.7	41.3	41.9	42.5	43.1	43.7	44.3	44.9

本圖面僅供參考用途，實際尺寸皆以實際提供之2D/3D圖紙為準 This drawing is for reference only. The actual dimensions are based on the actual 2D / 3D drawings provided.

馬達左下折/馬達右下折
Motor Left Lower Side / Motor Right Lower Side

LD 馬達左下折 Motor Left Lower Side

單位 Unit: mm

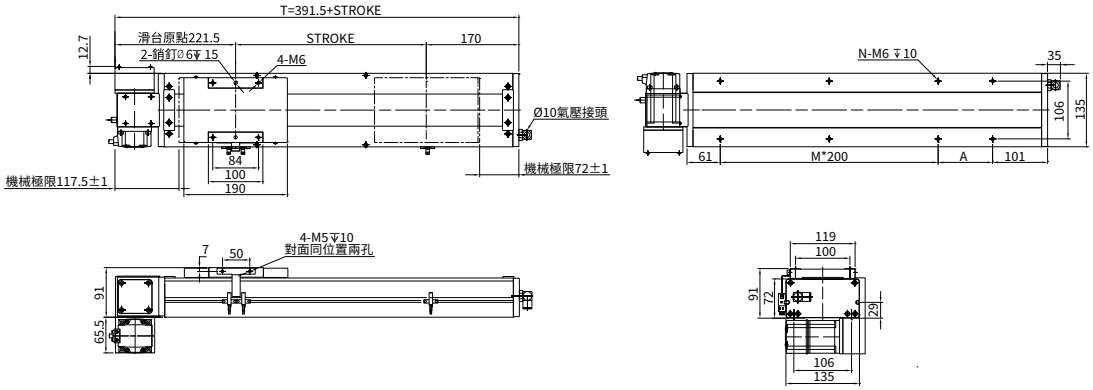

行程 Stroke	50	100	150	200	250	300	350	400	450	500	550	600	650	700	750	800	850	900	950	1000	1050	1100	1150	1200	1250	1300	1350	1400	1450	1500	1550
T	441.5	491.5	541.5	591.5	641.5	691.5	741.5	791.5	841.5	891.5	941.5	991.5	1041.5	1091.5	1141.5	1191.5	1241.5	1291.5	1341.5	1391.5	1441.5	1491.5	1541.5	1591.5	1641.5	1691.5	1741.5	1791.5	1841.5	1891.5	1941.5
A	200	50	100	150	200	50	100	150	200	50	100	150	200	50	100	150	200	50	100	150	200	50	100	150	200	50	100	150	200	50	100
M	0	1	1	1	1	2	2	2	2	3	3	3	3	4	4	4	4	5	5	5	5	6	6	6	6	7	7	7	7	8	8
N	4	6	6	6	6	8	8	8	8	10	10	10	10	12	12	12	12	14	14	14	14	16	16	16	16	18	18	18	18	20	20
重量 Weight (kg)	11.2	11.6	12	12.5	13	13.5	14	14.4	15	15.4	16	16.4	16.9	17.4	17.9	18.4	18.9	19.4	19.9	20.3	20.9	21.5	22.1	22.7	23.3	23.9	24.5	25.1	25.7	26.3	26.9

行程 Stroke	1600	1650	1700	1750	1800	1850	1900	1950	2000	2050	2100	2150	2200	2250	2300	2350	2400	2450	2500	2550	2600	2650	2700	2750	2800	2850	2900	2950	3000	3050
T	1991.5	2041.5	2091.5	2141.5	2191.5	2241.5	2291.5	2341.5	2391.5	2441.5	2491.5	2541.5	2591.5	2641.5	2691.5	2741.5	2791.5	2841.5	2891.5	2941.5	2991.5	3041.5	3091.5	3141.5	3191.5	3241.5	3291.5	3341.5	3391.5	3441.5
A	150	200	50	100	150	200	50	100	150	200	50	100	150	200	50	100	150	200	50	100	150	200	50	100	150	200	50	100	150	200
M	8	8	9	9	9	9	10	10	10	10	11	11	11	11	12	12	12	12	13	13	13	13	14	14	14	14	15	15	15	15
N	20	20	22	22	22	22	24	24	24	24	26	26	26	26	28	28	28	28	30	30	30	30	32	32	32	32	34	34	34	34
重量 Weight (kg)	27.5	28.1	28.7	29.3	29.9	30.5	31.1	31.7	32.3	32.9	33.5	34.1	34.7	35.3	35.9	36.5	37.1	37.7	38.3	38.9	39.5	40.1	40.7	41.3	41.9	42.5	43.1	43.7	44.3	44.9

RD 馬達右下折 Motor Right Lower Side

單位 Unit: mm

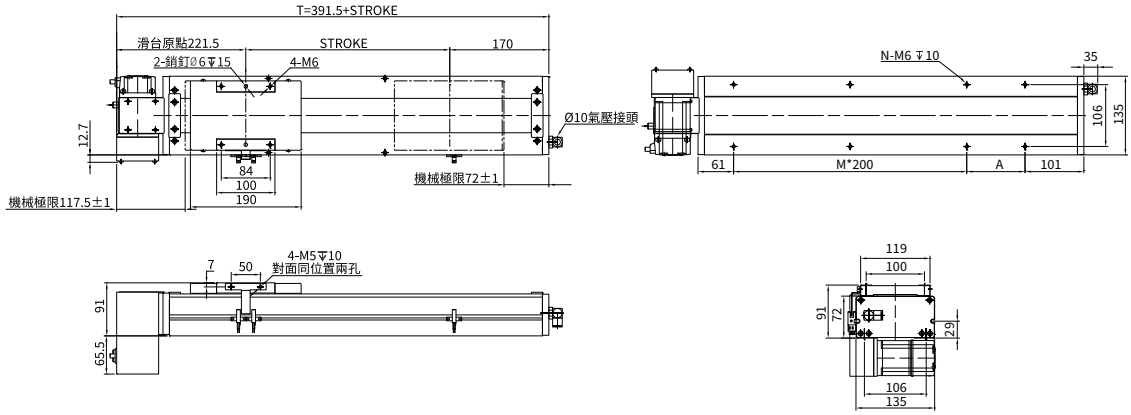

行程 Stroke	50	100	150	200	250	300	350	400	450	500	550	600	650	700	750	800	850	900	950	1000	1050	1100	1150	1200	1250	1300	1350	1400	1450	1500	1550
T	441.5	491.5	541.5	591.5	641.5	691.5	741.5	791.5	841.5	891.5	941.5	991.5	1041.5	1091.5	1141.5	1191.5	1241.5	1291.5	1341.5	1391.5	1441.5	1491.5	1541.5	1591.5	1641.5	1691.5	1741.5	1791.5	1841.5	1891.5	1941.5
A	200	50	100	150	200	50	100	150	200	50	100	150	200	50	100	150	200	50	100	150	200	50	100	150	200	50	100	150	200	50	100
M	0	1	1	1	1	2	2	2	2	3	3	3	3	4	4	4	4	5	5	5	5	6	6	6	6	7	7	7	7	8	8
N	4	6	6	6	6	8	8	8	8	10	10	10	10	12	12	12	12	14	14	14	14	16	16	16	16	18	18	18	18	20	20
重量 Weight (kg)	11.2	11.6	12	12.5	13	13.5	14	14.4	15	15.4	16	16.4	16.9	17.4	17.9	18.4	18.9	19.4	19.9	20.3	20.9	21.5	22.1	22.7	23.3	23.9	24.5	25.1	25.7	26.3	26.9

行程 Stroke	1600	1650	1700	1750	1800	1850	1900	1950	2000	2050	2100	2150	2200	2250	2300	2350	2400	2450	2500	2550	2600	2650	2700	2750	2800	2850	2900	2950	3000	3050
T	1991.5	2041.5	2091.5	2141.5	2191.5	2241.5	2291.5	2341.5	2391.5	2441.5	2491.5	2541.5	2591.5	2641.5	2691.5	2741.5	2791.5	2841.5	2891.5	2941.5	2991.5	3041.5	3091.5	3141.5	3191.5	3241.5	3291.5	3341.5	3391.5	3441.5
A	150	200	50	100	150	200	50	100	150	200	50	100	150	200	50	100	150	200	50	100	150	200	50	100	150	200	50	100	150	200
M	8	8	9	9	9	9	10	10	10	10	11	11	11	11	12	12	12	12	13	13	13	13	14	14	14	14	15	15	15	15
N	20	20	22	22	22	22	24	24	24	24	26	26	26	26	28	28	28	28	30	30	30	30	32	32	32	32	34	34	34	34
重量 Weight (kg)	27.5	28.1	28.7	29.3	29.9	30.5	31.1	31.7	32.3	32.9	33.5	34.1	34.7	35.3	35.9	36.5	37.1	37.7	38.3	38.9	39.5	40.1	40.7	41.3	41.9	42.5	43.1	43.7	44.3	44.9

TW 台規全密式同步帶直線模組

TW. SEALED TOOTHED BELT AXES LINEAR MODULE

AMCT-17D



此圖僅供參考，出貨規格詳見尺寸圖面

The picture is just for the reference. Please check the the actual dimensions on the drawing.

型號表示方式 Ordering Method

AMCT - 17D - L40 - 500 - L - M75 - O3 - OS - 0000

本體型號 Model

模組寬度 Module width

17	170mm
D	防塵型 Dustproof type

導程 Lead

40	40mm

行程 Stroke

50-3050mm

50間隔 50 mm Pitch

※行程50限定只能安裝2組光電。
Limitations while stroke is 50 only install 2 sets of optoelectronics.

馬達安裝位置 Motor Position

L	馬達左折 Motor Left Side
R	馬達右折 Motor Right Side
LU	馬達左上折 Motor Left Upper Side
RU	馬達右上折 Motor Right Upper Side
LD	馬達左下折 Motor Left Lower Side
RD	馬達右下折 Motor Right Lower Side

馬達廠牌、功率 Motor Brand、Power Output

M	三菱 Mitsubishi	10	-
P	松下 Yaskawa	20	-
T	台達 Delta	40	-
J	杰美康 Jemelkang	75	750W
H	匯川 Inovance	1.0	-

感應器 Limit Sensor

外掛型 Out Side	
3	3只 3 PCS
4	4只 4 PCS
無SENSOR No Sensor	

注油系列 Oiling systemy

配有注油 Equipped with oiling
無 SENSOR No Sensor

特注式樣 Special Order No.

產品基本規格 Specification

馬達輸出 Motor Power (W)	750
額定扭矩 Torque (Nm)	2.39
同步带規格 Toothed Belt Spec.	STD 5 M - 30 x 5
重複定位精度 Rep. Accuracy (mm)	±0.04
減速比配置 Reducer Ratio Config.	減速機 Gear Reducer
	1:3 ~ 1:10
同步带導程 Toothed Belt Pitch (mm)	40
最高速度 Max. Speed (mm/s)	2000
行程範圍 Stroke Range (mm)	50...3050 / 50 間隔 Pitch

最大負載值 Max. Load (kg)	水平 Horizontal	45
	側掛 Sidehang	25
導軌規格 Guide Spec.		W20×H15
光電開關 Optical Proximity Sensor		PM-T45

光電開關接綫圖 Optiacal Proximity Sensor Wiring Diagram

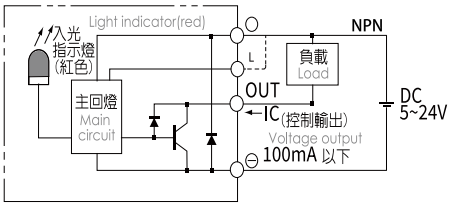

容許負載力距表 Allowable Overhang

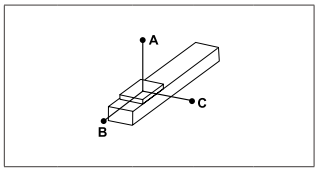

(單位 Unit : mm)

水平安裝 Horizontal Installation		A	B	C
導程 40 Lead	10kg	2940	1130	1030
	20kg	1430	540	490
	30kg	920	350	320
	45kg	580	210	200

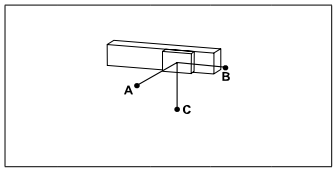

(單位 Unit : mm)

側掛安裝 Sidehang Installation		A	B	C
導程 40 Lead	15kg	670	740	1930
	25kg	390	420	1120
	35kg	260	290	780
	45kg	200	210	580

※力距表所表示的數據，代表重心。
The torque value in the chart indicate the center of gravity。
※倒吊使用無法套用標準規範，如有需求請洽詢我司業務。
Data information is not for ceiling-mount inverse use.Contact us for the details if you want to apply ceiling-mount inverse usage.

靜態容許負載慣量 Static Loading Moment

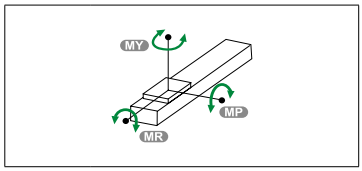

(單位 Unit : N.m)

MY	1030
MP	1030
MR	900

常用伺服電機尺寸參考數據 Common servo motor size reference data

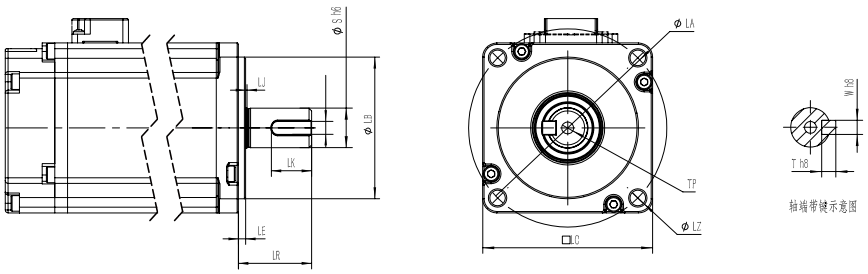

功率(W) Power Output	品牌 Motor Brand	識別代號 Identification code	S	LR	LA	W	LZ	LB	LE
750W	三菱 Mitsubishi	M	19	40	90	6	M6	70	3
750W	松下 Yaskawa	P	19	35	90	6（深3.5）	M5	70	3
750W	台達 Delta	T	19	35	90	6（深3.5）	M6	70	3
750W	杰美康 Jiemeikang	J	19	40	90	6	M6	70	3
750W	匯川 Inovance	H	19	35	90	3	M6	70	3

馬達左折/馬達右折
Motor Left Side / Motor Right Side

L 馬達左折 Motor Left Side

單位 Unit: mm

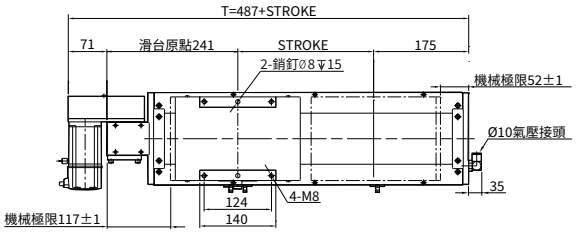

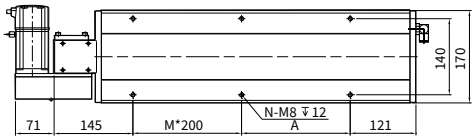

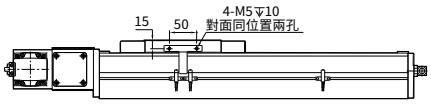

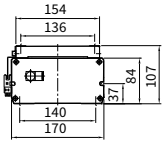

行程 Stroke	50	100	150	200	250	300	350	400	450	500	550	600	650	700	750	800	850	900	950	1000	1050	1100	1150	1200	1250	1300	1350	1400	1450	1500	1550
T	537	587	637	687	737	787	837	887	937	987	1037	1087	1137	1187	1237	1287	1337	1387	1437	1487	1537	1587	1637	1687	1737	1787	1837	1887	1937	1987	2037
A	200	50	100	150	200	50	100	150	200	50	100	150	200	50	100	150	200	50	100	150	200	50	100	150	200	50	100	150	200	50	100
M	0	1	1	1	1	2	2	2	2	3	3	3	3	4	4	4	4	5	5	5	5	6	6	6	6	7	7	7	7	8	8
N	4	6	6	6	6	8	8	8	8	10	10	10	10	12	12	12	12	14	14	14	14	16	16	16	16	18	18	18	18	20	20
重量 Weight (kg)	13.2	15	16.8	17.6	18.4	19.1	19.9	20.7	21.5	22.2	23	23.8	24.6	25.3	26.1	26.9	27.7	28.4	29.2	30	30.8	31.6	32.4	33.2	34	34.8	35.6	36.4	37.2	38	38.8

行程 Stroke	1600	1650	1700	1750	1800	1850	1900	1950	2000	2050	2100	2150	2200	2250	2300	2350	2400	2450	2500	2550	2600	2650	2700	2750	2800	2850	2900	2950	3000	3050
T	2087	2137	2187	2237	2287	2337	2387	2437	2487	2537	2587	2637	2687	2737	2787	2837	2887	2937	2987	3037	3087	3237	3187	3237	3287	3337	3387	3437	3487	3537
A	150	200	50	100	150	200	50	100	150	200	50	100	150	200	50	100	150	200	50	100	150	200	50	100	150	200	50	100	150	200
M	8	8	9	9	9	9	10	10	10	10	11	11	11	11	12	12	12	12	13	13	13	13	14	14	14	14	15	15	15	15
N	20	20	22	22	22	22	24	24	24	24	26	26	26	26	28	28	28	28	30	30	30	30	32	32	32	32	34	34	34	34
重量 Weight (kg)	39.6	40.4	41.2	42	42.8	43.6	44.4	45.2	46	46.8	47.6	48.4	49.2	50	50.8	51.6	52.4	53.2	54	54.8	55.6	56.4	57.2	58	58.8	59.6	60.4	61.2	62	62.8

R 馬達右折 Motor Right Side

單位 Unit: mm

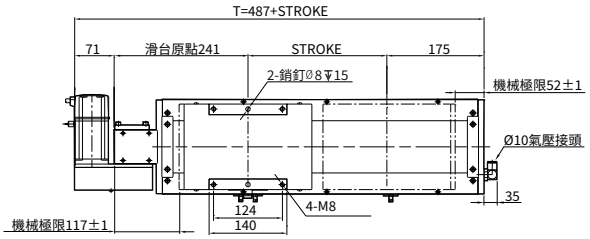

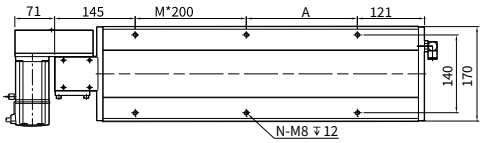

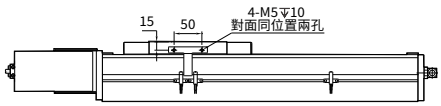

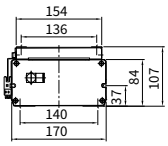

行程 Stroke	50	100	150	200	250	300	350	400	450	500	550	600	650	700	750	800	850	900	950	1000	1050	1100	1150	1200	1250	1300	1350	1400	1450	1500	1550
T	537	587	637	687	737	787	837	887	937	987	1037	1087	1137	1187	1237	1287	1337	1387	1437	1487	1537	1587	1637	1687	1737	1787	1837	1887	1937	1987	2037
A	200	50	100	150	200	50	100	150	200	50	100	150	200	50	100	150	200	50	100	150	200	50	100	150	200	50	100	150	200	50	100
M	0	1	1	1	1	2	2	2	2	3	3	3	3	4	4	4	4	5	5	5	5	6	6	6	6	7	7	7	7	8	8
N	4	6	6	6	6	8	8	8	8	10	10	10	10	12	12	12	12	14	14	14	14	16	16	16	16	18	18	18	18	20	20
重量 Weight (kg)	13.2	15	16.8	17.6	18.4	19.1	19.9	20.7	21.5	22.2	23	23.8	24.6	25.3	26.1	26.9	27.7	28.4	29.2	30	30.8	31.6	32.4	33.2	34	34.8	35.6	36.4	37.2	38	38.8

行程 Stroke	1600	1650	1700	1750	1800	1850	1900	1950	2000	2050	2100	2150	2200	2250	2300	2350	2400	2450	2500	2550	2600	2650	2700	2750	2800	2850	2900	2950	3000	3050
T	2087	2137	2187	2237	2287	2337	2387	2437	2487	2537	2587	2637	2687	2737	2787	2837	2887	2937	2987	3037	3087	3237	3187	3237	3287	3337	3387	3437	3487	3537
A	150	200	50	100	150	200	50	100	150	200	50	100	150	200	50	100	150	200	50	100	150	200	50	100	150	200	50	100	150	200
M	8	8	9	9	9	9	10	10	10	10	11	11	11	11	12	12	12	12	13	13	13	13	14	14	14	14	15	15	15	15
N	20	20	22	22	22	22	24	24	24	24	26	26	26	26	28	28	28	28	30	30	30	30	32	32	32	32	34	34	34	34
重量 Weight (kg)	39.6	40.4	41.2	42	42.8	43.6	44.4	45.2	46	46.8	47.6	48.4	49.2	50	50.8	51.6	52.4	53.2	54	54.8	55.6	56.4	57.2	58	58.8	59.6	60.4	61.2	62	62.8

馬達左上折/馬達右上折
Motor Left Upper Side / Motor Right Upper Side

LU 馬達左上折 Motor Left Upper Side

單位 Unit: mm

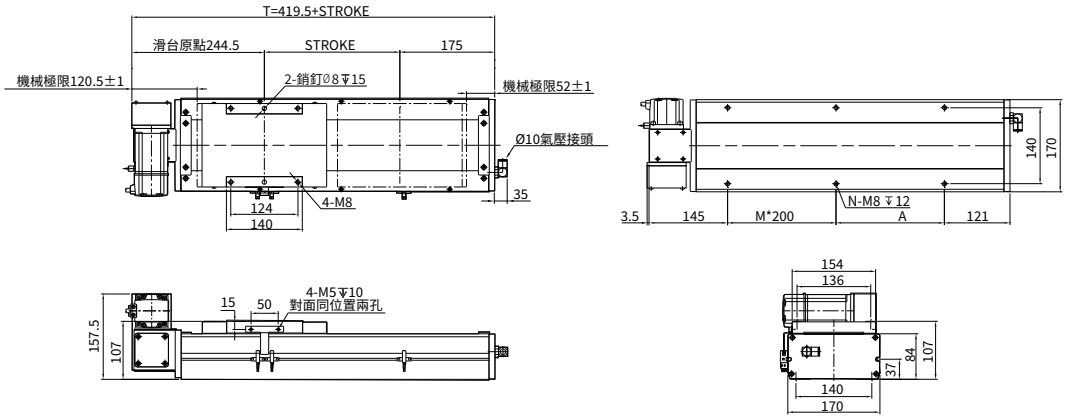

行程 Stroke	50	100	150	200	250	300	350	400	450	500	550	600	650	700	750	800	850	900	950	1000	1050	1100	1150	1200	1250	1300	1350	1400	1450	1500	1550
T	469.5	519.5	569.5	619.5	669.5	719.5	769.5	819.5	869.5	919.5	969.5	1019.5	1069.5	1119.5	1169.5	1219.5	1269.5	1319.5	1369.5	1419.5	1469.5	1519.5	1569.5	1619.5	1669.5	1719.5	1769.5	1819.5	1869.5	1919.5	1969.5
A	200	50	100	150	200	50	100	150	200	50	100	150	200	50	100	150	200	50	100	150	200	50	100	150	200	50	100	150	200	50	100
M	0	1	1	1	1	2	2	2	2	3	3	3	3	4	4	4	4	5	5	5	5	6	6	6	6	7	7	7	7	8	8
N	4	6	6	6	6	8	8	8	8	10	10	10	10	12	12	12	12	14	14	14	14	16	16	16	16	18	18	18	18	20	20
重量 Weight (kg)	13.2	15	16.8	17.6	18.4	19.1	19.9	20.7	21.5	22.2	23	23.8	24.6	25.3	26.1	26.9	27.7	28.4	29.2	30	30.8	31.6	32.4	33.2	34	34.8	35.6	36.4	37.2	38	38.8

行程 Stroke	1600	1650	1700	1750	1800	1850	1900	1950	2000	2050	2100	2150	2200	2250	2300	2350	2400	2450	2500	2550	2600	2650	2700	2750	2800	2850	2900	2950	3000	3050
T	2019.5	2069.5	2119.5	2169.5	2219.5	2269.5	2319.5	2369.5	2419.5	2469.5	2519.5	2569.5	2619.5	2669.5	2719.5	2769.5	2819.5	2869.5	2919.5	2969.5	3019.5	3169.5	3119.5	3169.5	3219.5	3269.5	3319.5	3369.5	3419.5	3469.5
A	150	200	50	100	150	200	50	100	150	200	50	100	150	200	50	100	150	200	50	100	150	200	50	100	150	200	50	100	150	200
M	8	8	9	9	9	9	10	10	10	10	11	11	11	11	12	12	12	12	13	13	13	13	14	14	14	14	15	15	15	15
N	20	20	22	22	22	22	24	24	24	24	26	26	26	26	28	28	28	28	30	30	30	30	32	32	32	32	34	34	34	34
重量 Weight (kg)	39.6	40.4	41.2	42	42.8	43.6	44.4	45.2	46	46.8	47.6	48.4	49.2	50	50.8	51.6	52.4	53.2	54	54.8	55.6	56.4	57.2	58	58.8	59.6	60.4	61.2	62	62.8

RU 馬達右上折 Motor Right Upper Side

單位 Unit: mm

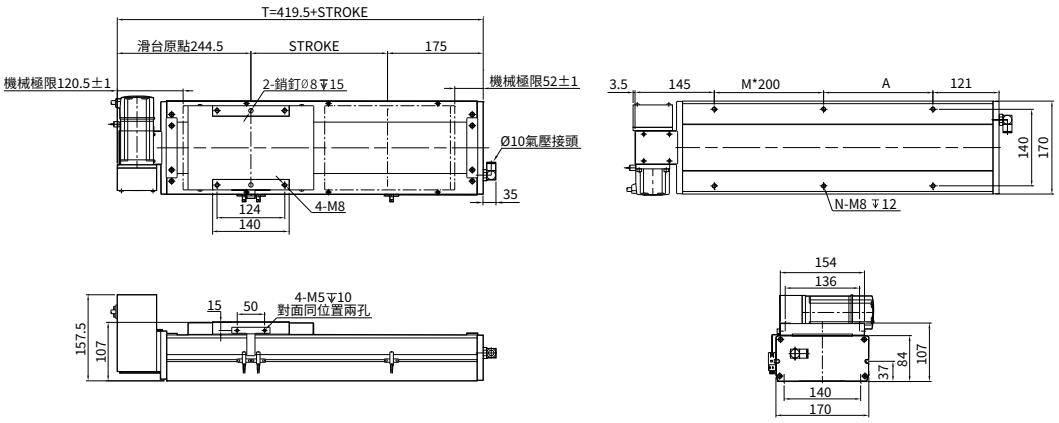

行程 Stroke	50	100	150	200	250	300	350	400	450	500	550	600	650	700	750	800	850	900	950	1000	1050	1100	1150	1200	1250	1300	1350	1400	1450	1500	1550
T	469.5	519.5	569.5	619.5	669.5	719.5	769.5	819.5	869.5	919.5	969.5	1019.5	1069.5	1119.5	1169.5	1219.5	1269.5	1319.5	1369.5	1419.5	1469.5	1519.5	1569.5	1619.5	1669.5	1719.5	1769.5	1819.5	1869.5	1919.5	1969.5
A	200	50	100	150	200	50	100	150	200	50	100	150	200	50	100	150	200	50	100	150	200	50	100	150	200	50	100	150	200	50	100
M	0	1	1	1	1	2	2	2	2	3	3	3	3	4	4	4	4	5	5	5	5	6	6	6	6	7	7	7	7	8	8
N	4	6	6	6	6	8	8	8	8	10	10	10	10	12	12	12	12	14	14	14	14	16	16	16	16	18	18	18	18	20	20
重量 Weight (kg)	13.2	15	16.8	17.6	18.4	19.1	19.9	20.7	21.5	22.2	23	23.8	24.6	25.3	26.1	26.9	27.7	28.4	29.2	30	30.8	31.6	32.4	33.2	34	34.8	35.6	36.4	37.2	38	38.8

行程 Stroke	1600	1650	1700	1750	1800	1850	1900	1950	2000	2050	2100	2150	2200	2250	2300	2350	2400	2450	2500	2550	2600	2650	2700	2750	2800	2850	2900	2950	3000	3050
T	2019.5	2069.5	2119.5	2169.5	2219.5	2269.5	2319.5	2369.5	2419.5	2469.5	2519.5	2569.5	2619.5	2669.5	2719.5	2769.5	2819.5	2869.5	2919.5	2969.5	3019.5	3169.5	3119.5	3169.5	3219.5	3269.5	3319.5	3369.5	3419.5	3469.5
A	150	200	50	100	150	200	50	100	150	200	50	100	150	200	50	100	150	200	50	100	150	200	50	100	150	200	50	100	150	200
M	8	8	9	9	9	9	10	10	10	10	11	11	11	11	12	12	12	12	13	13	13	13	14	14	14	14	15	15	15	15
N	20	20	22	22	22	22	24	24	24	24	26	26	26	26	28	28	28	28	30	30	30	30	32	32	32	32	34	34	34	34
重量 Weight (kg)	39.6	40.4	41.2	42	42.8	43.6	44.4	45.2	46	46.8	47.6	48.4	49.2	50	50.8	51.6	52.4	53.2	54	54.8	55.6	56.4	57.2	58	58.8	59.6	60.4	61.2	62	62.8

馬達左下折/馬達右下折
Motor Left Lower Side / Motor Right Lower Side

LD 馬達左下折 Motor Left Lower Side

單位 Unit: mm

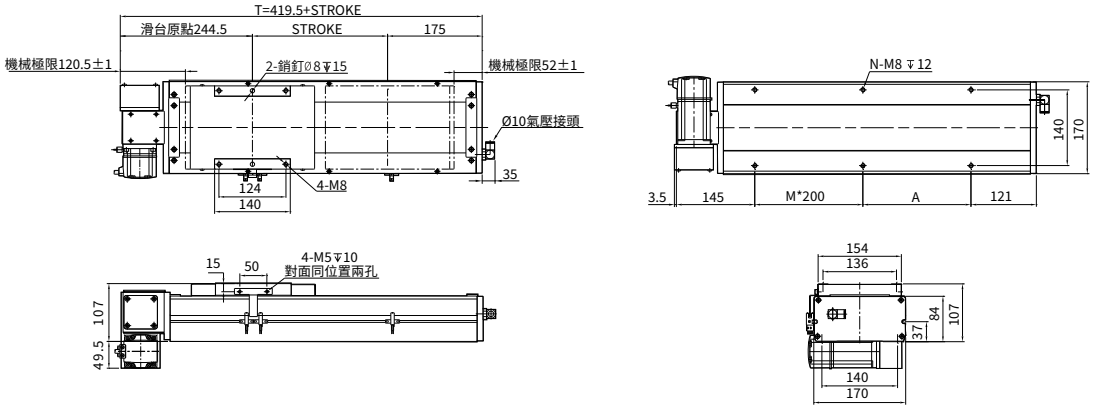

行程 Stroke	50	100	150	200	250	300	350	400	450	500	550	600	650	700	750	800	850	900	950	1000	1050	1100	1150	1200	1250	1300	1350	1400	1450	1500	1550
T	469.5	519.5	569.5	619.5	669.5	719.5	769.5	819.5	869.5	919.5	969.5	1019.5	1069.5	1119.5	1169.5	1219.5	1269.5	1319.5	1369.5	1419.5	1469.5	1519.5	1569.5	1619.5	1669.5	1719.5	1769.5	1819.5	1869.5	1919.5	1969.5
A	200	50	100	150	200	50	100	150	200	50	100	150	200	50	100	150	200	50	100	150	200	50	100	150	200	50	100	150	200	50	100
M	0	1	1	1	1	2	2	2	2	3	3	3	3	4	4	4	4	5	5	5	5	6	6	6	6	7	7	7	7	8	8
N	4	6	6	6	6	8	8	8	8	10	10	10	10	12	12	12	12	14	14	14	14	16	16	16	16	18	18	18	18	20	20
重量 Weight (kg)	13.2	15	16.8	17.6	18.4	19.1	19.9	20.7	21.5	22.2	23	23.8	24.6	25.3	26.1	26.9	27.7	28.4	29.2	30	30.8	31.6	32.4	33.2	34	34.8	35.6	36.4	37.2	38	38.8

行程 Stroke	1600	1650	1700	1750	1800	1850	1900	1950	2000	2050	2100	2150	2200	2250	2300	2350	2400	2450	2500	2550	2600	2650	2700	2750	2800	2850	2900	2950	3000	3050
T	2019.5	2069.5	2119.5	2169.5	2219.5	2269.5	2319.5	2369.5	2419.5	2469.5	2519.5	2569.5	2619.5	2669.5	2719.5	2769.5	2819.5	2869.5	2919.5	2969.5	3019.5	3169.5	3119.5	3169.5	3219.5	3269.5	3319.5	3369.5	3419.5	3469.5
A	150	200	50	100	150	200	50	100	150	200	50	100	150	200	50	100	150	200	50	100	150	200	50	100	150	200	50	100	150	200
M	8	8	9	9	9	9	10	10	10	10	11	11	11	11	12	12	12	12	13	13	13	13	14	14	14	14	15	15	15	15
N	20	20	22	22	22	22	24	24	24	24	26	26	26	26	28	28	28	28	30	30	30	30	32	32	32	32	34	34	34	34
重量 Weight (kg)	39.6	40.4	41.2	42	42.8	43.6	44.4	45.2	46	46.8	47.6	48.4	49.2	50	50.8	51.6	52.4	53.2	54	54.8	55.6	56.4	57.2	58	58.8	59.6	60.4	61.2	62	62.8

RD 馬達右下折 Motor Right Lower Side

單位 Unit: mm

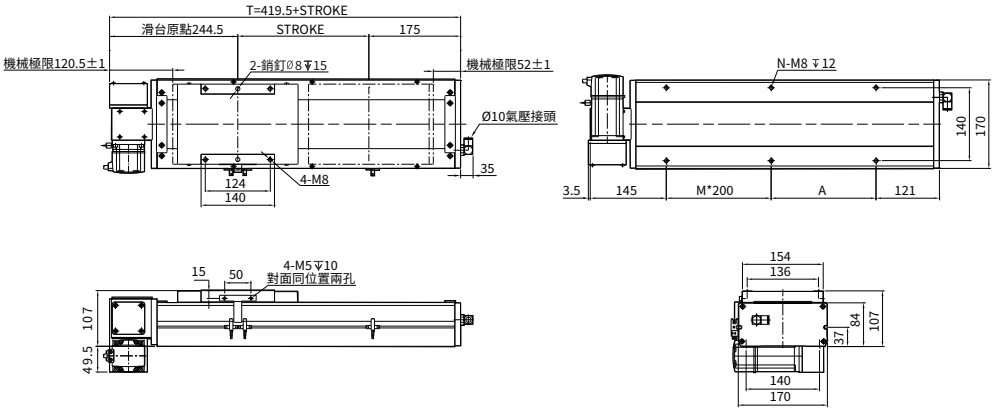

行程 Stroke	50	100	150	200	250	300	350	400	450	500	550	600	650	700	750	800	850	900	950	1000	1050	1100	1150	1200	1250	1300	1350	1400	1450	1500	1550
T	469.5	519.5	569.5	619.5	669.5	719.5	769.5	819.5	869.5	919.5	969.5	1019.5	1069.5	1119.5	1169.5	1219.5	1269.5	1319.5	1369.5	1419.5	1469.5	1519.5	1569.5	1619.5	1669.5	1719.5	1769.5	1819.5	1869.5	1919.5	1969.5
A	200	50	100	150	200	50	100	150	200	50	100	150	200	50	100	150	200	50	100	150	200	50	100	150	200	50	100	150	200	50	100
M	0	1	1	1	1	2	2	2	2	3	3	3	3	4	4	4	4	5	5	5	5	6	6	6	6	7	7	7	7	8	8
N	4	6	6	6	6	8	8	8	8	10	10	10	10	12	12	12	12	14	14	14	14	16	16	16	16	18	18	18	18	20	20
重量 Weight (kg)	13.2	15	16.8	17.6	18.4	19.1	19.9	20.7	21.5	22.2	23	23.8	24.6	25.3	26.1	26.9	27.7	28.4	29.2	30	30.8	31.6	32.4	33.2	34	34.8	35.6	36.4	37.2	38	38.8

行程 Stroke	1600	1650	1700	1750	1800	1850	1900	1950	2000	2050	2100	2150	2200	2250	2300	2350	2400	2450	2500	2550	2600	2650	2700	2750	2800	2850	2900	2950	3000	3050
T	2019.5	2069.5	2119.5	2169.5	2219.5	2269.5	2319.5	2369.5	2419.5	2469.5	2519.5	2569.5	2619.5	2669.5	2719.5	2769.5	2819.5	2869.5	2919.5	2969.5	3019.5	3169.5	3119.5	3169.5	3219.5	3269.5	3319.5	3369.5	3419.5	3469.5
A	150	200	50	100	150	200	50	100	150	200	50	100	150	200	50	100	150	200	50	100	150	200	50	100	150	200	50	100	150	200
M	8	8	9	9	9	9	10	10	10	10	11	11	11	11	12	12	12	12	13	13	13	13	14	14	14	14	15	15	15	15
N	20	20	22	22	22	22	24	24	24	24	26	26	26	26	28	28	28	28	30	30	30	30	32	32	32	32	34	34	34	34
重量 Weight (kg)	39.6	40.4	41.2	42	42.8	43.6	44.4	45.2	46	46.8	47.6	48.4	49.2	50	50.8	51.6	52.4	53.2	54	54.8	55.6	56.4	57.2	58	58.8	59.6	60.4	61.2	62	62.8

本圖面僅供參考用途，實際尺寸皆以實際提供之2D/3D圖紙為準 This drawing is for reference only. The actual dimensions are based on the actual 2D / 3D drawings provided.

TW 台規全密式同步帶直線模組

TW. SEALED TOOTHED BELT AXES LINEAR MODULE

AMCT-22D



此圖僅供參考，出貨規格詳見尺寸圖面

The picture is just for the reference. Please check the the actual dimensions on the drawing.

型號表示方式 Ordering Method

AMCT - 22D - L40 - 500 - L - M75 - O3 - OS - 0000

本體型號 Model

模組寬度 Module width

22	220mm
D	防塵型 Dustproof type

導程 Lead

40	40mm

行程 Stroke

50-3050mm

50間隔 50 mm Pitch

※行程50限定只能安裝2組光電。
Limitations while stroke is 50 only install 2 sets of optoelectronics.

馬達安裝位置 Motor Position

L	馬達左折 Motor Left Side
R	馬達右折 Motor Right Side
LU	馬達左上折 Motor Left Upper Side
RU	馬達右上折 Motor Right Upper Side
LD	馬達左下折 Motor Left Lower Side
RD	馬達右下折 Motor Right Lower Side

馬達廠牌、功率 Motor Brand、Power Output

M	三菱 Mitsubishi	10	-
P	松下 Yaskawa	20	-
T	台達 Delta	40	-
J	杰美康 Jemelkang	75	750W
H	匯川 Inovance	1.0	-

感應器 Limit Sensor

外掛型 Out Side	
3	3只 3 PCS
4	4只 4 PCS
無SENSOR No Sensor	

注油系列 Oiling systemy

配有注油 Equipped with oiling
無 SENSOR No Sensor

特注式樣 Special Order No.

產品基本規格 Specification

馬達輸出 Motor Power (W)	750
額定扭矩 Torque (Nm)	2.39
同步帶規格 Toothed Belt Spec.	STD 5 M- 50 x 5
重複定位精度 Rep. Accuracy (mm)	±0.04
減速比配置 Reducer Ratio Config.	減速機 Gear Reducer
	1:3 ~ 1:10
同步帶導程 Toothed Belt Pitch (mm)	40
最高速度 Max. Speed (mm/s)	2000
行程範圍 Stroke Range (mm)	50...3050 / 50 間隔 Pitch

最大負載值 Max. Load (kg)	水平 Horizontal	100
	側掛 Sidehang	50
導軌規格 Guide Spec.		W25×H18
光電開關 Optical Proximity Sensor		PM-T45

光電開關接綫圖 Optiacal Proximity Sensor Wiring Diagram

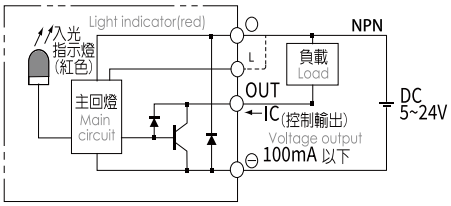

容許負載力距表 Allowable Overhang

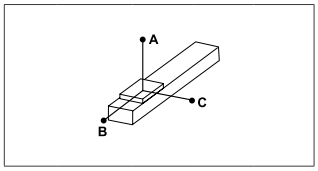

(單位 Unit : mm)

水平安裝 Horizontal Installation		A	B	C
導程 40 Lead	45kg	1580	600	340
	65kg	1050	320	280
	85kg	760	280	200

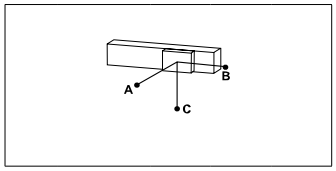

(單位 Unit : mm)

側掛安裝 Sidehang Installation		A	B	C
導程 40 Lead	40kg	500	680	1800
	60kg	310	430	1150
	85kg	200	280	760

※力距表所表示的數據，代表重心。
The torque value in the chart indicate the center of gravity。
※倒吊使用無法套用標準規範，如有需求請洽詢我司業務。
Data information is not for ceiling-mount inverse use.Contact us for the details if you want to apply ceiling-mount inverse usage.

靜態容許負載慣量 Static Loading Moment

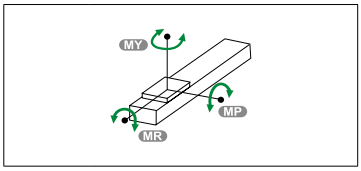

(單位 Unit : N.m)

MY	2050
MP	2050
MR	1810

常用伺服電機尺寸參考數據 Common servo motor size reference data

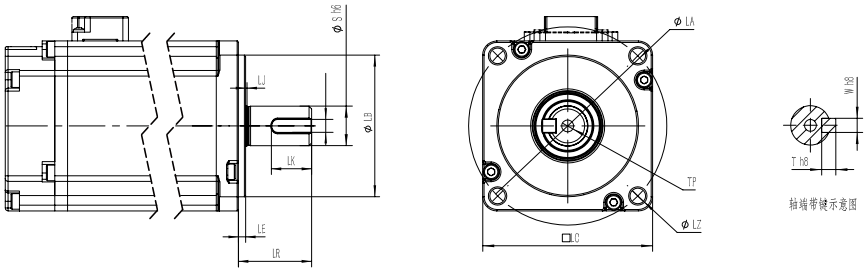

功率(W) Power Output	品牌 Motor Brand	識別代號 Identification code	S	LR	LA	W	LZ	LB	LE
750W	三菱 Mitsubishi	M	19	40	90	6	M6	70	3
750W	松下 Yaskawa	P	19	35	90	6（深3.5）	M5	70	3
750W	台達 Delta	T	19	35	90	6（深3.5）	M6	70	3
750W	杰美康 Jiemeikang	J	19	40	90	6	M6	70	3
750W	匯川 Inovance	H	19	35	90	3	M6	70	3

馬達左折/馬達右折
Motor Left Side / Motor Right Side

L 馬達左折 Motor Left Side

單位 Unit: mm

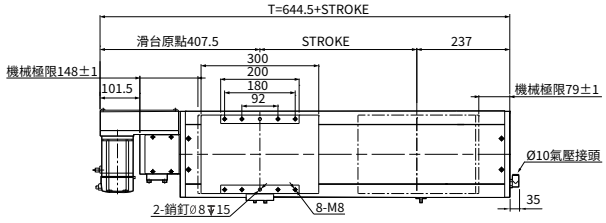

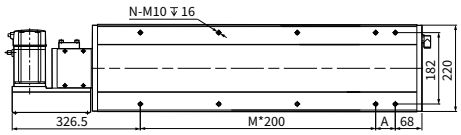

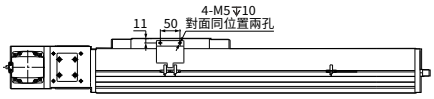

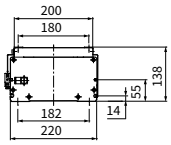

行程 Stroke	50	100	150	200	250	300	350	400	450	500	550	600	650	700	750	800	850	900	950	1000	1050	1100	1150	1200	1250	1300	1350	1400	1450	1500	1550	1600	1650	1700
T	694.5	744.5	794.5	844.5	894.5	944.5	994.5	1044.5	1094.5	1144.5	1194.5	1244.5	1294.5	1344.5	1394.5	1444.5	1494.5	1544.5	1594.5	1644.5	1694.5	1744.5	1794.5	1844.5	1894.5	1944.5	1994.5	2044.5	2094.5	2144.5	2194.5	2244.5	2294.5	2344.5
A	100	150	200	50	100	150	200	50	100	150	200	50	100	150	200	50	100	150	200	50	100	150	200	50	100	150	200	50	100	100	200	50	100	150
M	1	1	1	2	2	2	2	3	3	3	3	4	4	4	4	5	5	5	5	6	6	6	6	7	7	7	7	8	8	8	8	9	9	9
N	6	6	6	8	8	8	8	10	10	10	10	12	12	12	12	14	14	14	14	16	16	16	16	18	18	18	18	20	20	20	20	22	22	22
重量 Weight (kg)	31.8	33	34.2	35.4	36.6	37.8	39	40.2	41.4	42.6	43.8	45	46.2	47.4	48.6	49.8	51	52.2	53.4	54.6	55.8	57	58.2	59.4	60.6	61.8	63	64.2	65.4	66.6	67.8	69	70.2	71.4

行程 Stroke	1750	1800	1850	1900	1950	2000	2050	2100	2150	2200	2250	2300	2350	2400	2450	2500	2550	2600	2650	2700	2750	2800	2850	2900	2950	3000	3050	3100	3150	3200	3250	3300	3350	3400
T	2394.5	2444.5	2494.5	2544.5	2594.5	2644.5	2694.5	2744.5	2794.5	2844.5	2894.5	2944.5	2994.5	3044.5	3094.5	3144.5	3194.5	3244.5	3294.5	3344.5	3394.5	3444.5	3494.5	3544.5	3594.5	3644.5	3694.5	3744.5	3794.5	3844.5	3894.5	3944.5	3994.5	4044.5
A	200	50	100	150	200	50	100	150	200	50	100	150	200	50	100	150	200	50	100	150	200	50	100	150	200	50	100	150	200	50	100	150	200	50
M	9	10	10	10	10	11	11	11	11	12	12	12	12	13	13	13	13	14	14	14	14	15	15	15	15	16	16	16	16	17	17	17	17	18
N	22	24	24	24	24	26	26	26	26	28	28	28	28	30	30	30	30	32	32	32	32	34	34	34	34	36	36	36	36	38	38	38	38	40
重量 Weight (kg)	72.6	73.8	75	76.2	77.4	78.6	79.8	81	82.2	83.4	84.6	85.8	87	88.2	89.4	9.6	91.8	93	94.2	95.4	96.6	97.8	99	100.2	101.4	102.6	103.8	105	106.2	107.4	108.6	109.8	111	112.2

R 馬達右折 Motor Right Side

單位 Unit: mm

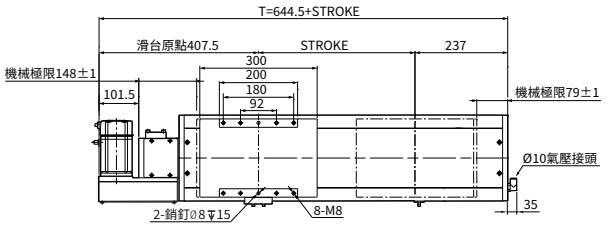

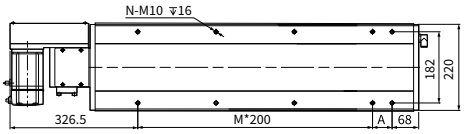

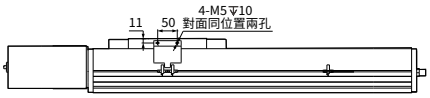

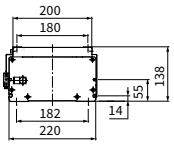

行程 Stroke	50	100	150	200	250	300	350	400	450	500	550	600	650	700	750	800	850	900	950	1000	1050	1100	1150	1200	1250	1300	1350	1400	1450	1500	1550	1600	1650	1700
T	694.5	744.5	794.5	844.5	894.5	944.5	994.5	1044.5	1094.5	1144.5	1194.5	1244.5	1294.5	1344.5	1394.5	1444.5	1494.5	1544.5	1594.5	1644.5	1694.5	1744.5	1794.5	1844.5	1894.5	1944.5	1994.5	2044.5	2094.5	2144.5	2194.5	2244.5	2294.5	2344.5
A	100	150	200	50	100	150	200	50	100	150	200	50	100	150	200	50	100	150	200	50	100	150	200	50	100	150	200	50	100	100	200	50	100	150
M	1	1	1	2	2	2	2	3	3	3	3	4	4	4	4	5	5	5	5	6	6	6	6	7	7	7	7	8	8	8	8	9	9	9
N	6	6	6	8	8	8	8	10	10	10	10	12	12	12	12	14	14	14	14	16	16	16	16	18	18	18	18	20	20	20	20	22	22	22
重量 Weight (kg)	31.8	33	34.2	35.4	36.6	37.8	39	40.2	41.4	42.6	43.8	45	46.2	47.4	48.6	49.8	51	52.2	53.4	54.6	55.8	57	58.2	59.4	60.6	61.8	63	64.2	65.4	66.6	67.8	69	70.2	71.4

行程 Stroke	1750	1800	1850	1900	1950	2000	2050	2100	2150	2200	2250	2300	2350	2400	2450	2500	2550	2600	2650	2700	2750	2800	2850	2900	2950	3000	3050	3100	3150	3200	3250	3300	3350	3400
T	2394.5	2444.5	2494.5	2544.5	2594.5	2644.5	2694.5	2744.5	2794.5	2844.5	2894.5	2944.5	2994.5	3044.5	3094.5	3144.5	3194.5	3244.5	3294.5	3344.5	3394.5	3444.5	3494.5	3544.5	3594.5	3644.5	3694.5	3744.5	3794.5	3844.5	3894.5	3944.5	3994.5	4044.5
A	200	50	100	150	200	50	100	150	200	50	100	150	200	50	100	150	200	50	100	150	200	50	100	150	200	50	100	150	200	50	100	150	200	50
M	9	10	10	10	10	11	11	11	11	12	12	12	12	13	13	13	13	14	14	14	14	15	15	15	15	16	16	16	16	17	17	17	17	18
N	22	24	24	24	24	26	26	26	26	28	28	28	28	30	30	30	30	32	32	32	32	34	34	34	34	36	36	36	36	38	38	38	38	40
重量 Weight (kg)	72.6	73.8	75	76.2	77.4	78.6	79.8	81	82.2	83.4	84.6	85.8	87	88.2	89.4	9.6	91.8	93	94.2	95.4	96.6	97.8	99	100.2	101.4	102.6	103.8	105	106.2	107.4	108.6	109.8	111	112.2

馬達左上折/馬達右上折
Motor Left Upper Side / Motor Right Upper Side

LU 馬達左上折 Motor Left Upper Side

單位 Unit: mm

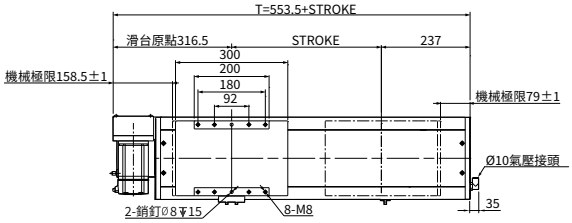

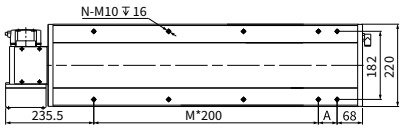

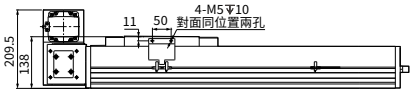

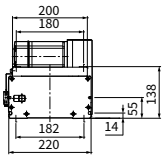

行程 Stroke	50	100	150	200	250	300	350	400	450	500	550	600	650	700	750	800	850	900	950	1000	1050	1100	1150	1200	1250	1300	1350	1400	1450	1500	1550	1600	1650	1700
T	603.5	653.5	703.5	753.5	803.5	853.5	903.5	953.5	1003.5	1053.5	1103.5	1153.5	1203.5	1253.5	1303.5	1353.5	1403.5	1453.5	1503.5	1553.5	1603.5	1653.5	1703.5	1753.5	1803.5	1853.5	1903.5	1953.5	2003.5	2053.5	2103.5	2153.5	2203.5	2253.5
A	100	150	200	50	100	150	200	50	100	150	200	50	100	150	200	50	100	150	200	50	100	150	200	50	100	150	200	50	100	100	200	50	100	150
M	1	1	1	2	2	2	2	3	3	3	3	4	4	4	4	5	5	5	5	6	6	6	6	7	7	7	7	8	8	8	8	9	9	9
N	6	6	6	8	8	8	8	10	10	10	10	12	12	12	12	14	14	14	14	16	16	16	16	18	18	18	18	20	20	20	20	22	22	22
重量 Weight (kg)	31.8	33	34.2	35.4	36.6	37.8	39	40.2	41.4	42.6	43.8	45	46.2	47.4	48.6	49.8	51	52.2	53.4	54.6	55.8	57	58.2	59.4	60.6	61.8	63	64.2	65.4	66.6	67.8	69	70.2	71.4

行程 Stroke	1750	1800	1850	1900	1950	2000	2050	2100	2150	2200	2250	2300	2350	2400	2450	2500	2550	2600	2650	2700	2750	2800	2850	2900	2950	3000	3050	3100	3150	3200	3250	3300	3350	3400
T	2303.5	2353.5	2403.5	2453.5	2503.5	2553.5	2603.5	2653.5	2703.5	2753.5	2803.5	2853.5	2903.5	2953.5	3003.5	3053.5	3103.5	3153.5	3203.5	3253.5	3303.5	3353.5	3403.5	3453.5	3503.5	3553.5	3603.5	3653.5	3703.5	3753.5	3803.5	3853.5	3903.5	3953.5
A	200	50	100	150	200	50	100	150	200	50	100	150	200	50	100	150	200	50	100	150	200	50	100	150	200	50	100	150	200	50	100	150	200	50
M	9	10	10	10	10	11	11	11	11	12	12	12	12	13	13	13	13	14	14	14	14	15	15	15	15	16	16	16	16	17	17	17	17	18
N	22	24	24	24	24	26	26	26	26	28	28	28	28	30	30	30	30	32	32	32	32	34	34	34	34	36	36	36	36	38	38	38	38	40
重量 Weight (kg)	72.6	73.8	75	76.2	77.4	78.6	79.8	81	82.2	83.4	84.6	85.8	87	88.2	89.4	9.6	91.8	93	94.2	95.4	96.6	97.8	99	100.2	101.4	102.6	1038	105	106.2	107.4	108.6	109.8	111	112.2

RU 馬達右上折 Motor Right Upper Side

單位 Unit: mm

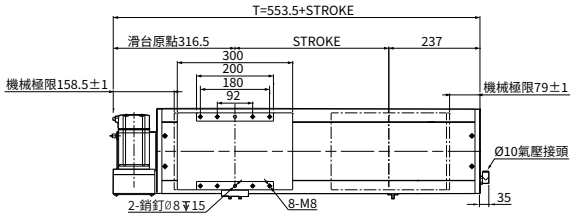

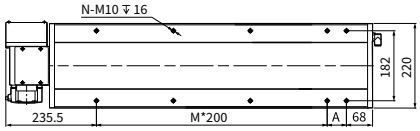

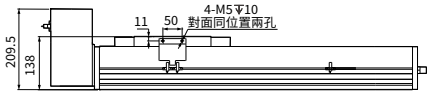

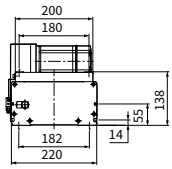

行程 Stroke	50	100	150	200	250	300	350	400	450	500	550	600	650	700	750	800	850	900	950	1000	1050	1100	1150	1200	1250	1300	1350	1400	1450	1500	1550	1600	1650	1700
T	603.5	653.5	703.5	753.5	803.5	853.5	903.5	953.5	1003.5	1053.5	1103.5	1153.5	1203.5	1253.5	1303.5	1353.5	1403.5	1453.5	1503.5	1553.5	1603.5	1653.5	1703.5	1753.5	1803.5	1853.5	1903.5	1953.5	2003.5	2053.5	2103.5	2153.5	2203.5	2253.5
A	100	150	200	50	100	150	200	50	100	150	200	50	100	150	200	50	100	150	200	50	100	150	200	50	100	150	200	50	100	100	200	50	100	150
M	1	1	1	2	2	2	2	3	3	3	3	4	4	4	4	5	5	5	5	6	6	6	6	7	7	7	7	8	8	8	8	9	9	9
N	6	6	6	8	8	8	8	10	10	10	10	12	12	12	12	14	14	14	14	16	16	16	16	18	18	18	18	20	20	20	20	22	22	22
重量 Weight (kg)	31.8	33	34.2	35.4	36.6	37.8	39	40.2	41.4	42.6	43.8	45	46.2	47.4	48.6	49.8	51	52.2	53.4	54.6	55.8	57	58.2	59.4	60.6	61.8	63	64.2	65.4	66.6	67.8	69	70.2	71.4

行程 Stroke	1750	1800	1850	1900	1950	2000	2050	2100	2150	2200	2250	2300	2350	2400	2450	2500	2550	2600	2650	2700	2750	2800	2850	2900	2950	3000	3050	3100	3150	3200	3250	3300	3350	3400
T	2303.5	2353.5	2403.5	2453.5	2503.5	2553.5	2603.5	2653.5	2703.5	2753.5	2803.5	2853.5	2903.5	2953.5	3003.5	3053.5	3103.5	3153.5	3203.5	3253.5	3303.5	3353.5	3403.5	3453.5	3503.5	3553.5	3603.5	3653.5	3703.5	3753.5	3803.5	3853.5	3903.5	3953.5
A	200	50	100	150	200	50	100	150	200	50	100	150	200	50	100	150	200	50	100	150	200	50	100	150	200	50	100	150	200	50	100	150	200	50
M	9	10	10	10	10	11	11	11	11	12	12	12	12	13	13	13	13	14	14	14	14	15	15	15	15	16	16	16	16	17	17	17	17	18
N	22	24	24	24	24	26	26	26	26	28	28	28	28	30	30	30	30	32	32	32	32	34	34	34	34	36	36	36	36	38	38	38	38	40
重量 Weight (kg)	72.6	73.8	75	76.2	77.4	78.6	79.8	81	82.2	83.4	84.6	85.8	87	88.2	89.4	9.6	91.8	93	94.2	95.4	96.6	97.8	99	100.2	101.4	102.6	1038	105	106.2	107.4	108.6	109.8	111	112.2

馬達左下折/馬達右下折
Motor Left Lower Side / Motor Right Lower Side

LD 馬達左下折 Motor Left Lower Side

單位 Unit: mm

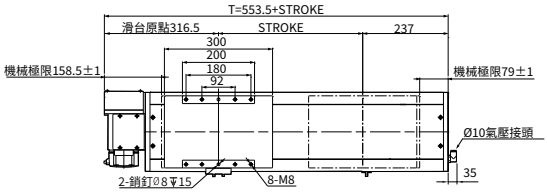

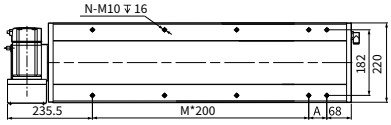

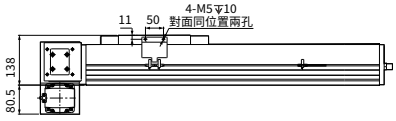

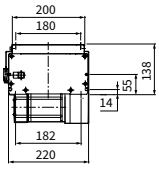

行程 Stroke	50	100	150	200	250	300	350	400	450	500	550	600	650	700	750	800	850	900	950	1000	1050	1100	1150	1200	1250	1300	1350	1400	1450	1500	1550	1600	1650	1700
T	603.5	653.5	703.5	753.5	803.5	853.5	903.5	953.5	1003.5	1053.5	1103.5	1153.5	1203.5	1253.5	1303.5	1353.5	1403.5	1453.5	1503.5	1553.5	1603.5	1653.5	1703.5	1753.5	1803.5	1853.5	1903.5	1953.5	2003.5	2053.5	2103.5	2153.5	2203.5	2253.5
A	100	150	200	50	100	150	200	50	100	150	200	50	100	150	200	50	100	150	200	50	100	150	200	50	100	150	200	50	100	100	200	50	100	150
M	1	1	1	2	2	2	2	3	3	3	3	4	4	4	4	5	5	5	5	6	6	6	6	7	7	7	7	8	8	8	8	9	9	9
N	6	6	6	8	8	8	8	10	10	10	10	12	12	12	12	14	14	14	14	16	16	16	16	18	18	18	18	20	20	20	20	22	22	22
重量 Weight (kg)	31.8	33	34.2	35.4	36.6	37.8	39	40.2	41.4	42.6	43.8	45	46.2	47.4	48.6	49.8	51	52.2	53.4	54.6	55.8	57	58.2	59.4	60.6	61.8	63	64.2	65.4	66.6	67.8	69	70.2	71.4

行程 Stroke	1750	1800	1850	1900	1950	2000	2050	2100	2150	2200	2250	2300	2350	2400	2450	2500	2550	2600	2650	2700	2750	2800	2850	2900	2950	3000	3050	3100	3150	3200	3250	3300	3350	3400
T	2303.5	2353.5	2403.5	2453.5	2503.5	2553.5	2603.5	2653.5	2703.5	2753.5	2803.5	2853.5	2903.5	2953.5	3003.5	3053.5	3103.5	3153.5	3203.5	3253.5	3303.5	3353.5	3403.5	3453.5	3503.5	3553.5	3603.5	3653.5	3703.5	3753.5	3803.5	3853.5	3903.5	3953.5
A	200	50	100	150	200	50	100	150	200	50	100	150	200	50	100	150	200	50	100	150	200	50	100	150	200	50	100	150	200	50	100	150	200	50
M	9	10	10	10	10	11	11	11	11	12	12	12	12	13	13	13	13	14	14	14	14	15	15	15	15	16	16	16	16	17	17	17	17	18
N	22	24	24	24	24	26	26	26	26	28	28	28	28	30	30	30	30	32	32	32	32	34	34	34	34	36	36	36	36	38	38	38	38	40
重量 Weight (kg)	72.6	73.8	75	76.2	77.4	78.6	79.8	81	82.2	83.4	84.6	85.8	87	88.2	89.4	9.6	91.8	93	94.2	95.4	96.6	97.8	99	100.2	101.4	102.6	103.8	105	106.2	107.4	108.6	109.8	111	112.2

RD 馬達右下折 Motor Right Lower Side

單位 Unit: mm

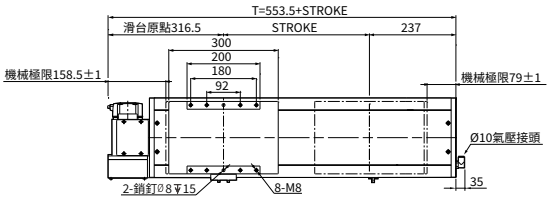

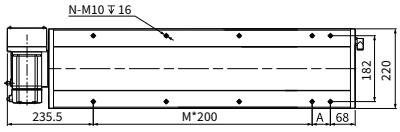

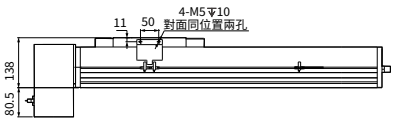

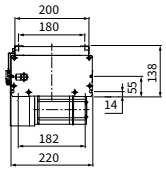

行程 Stroke	50	100	150	200	250	300	350	400	450	500	550	600	650	700	750	800	850	900	950	1000	1050	1100	1150	1200	1250	1300	1350	1400	1450	1500	1550	1600	1650	1700
T	603.5	653.5	703.5	753.5	803.5	853.5	903.5	953.5	1003.5	1053.5	1103.5	1153.5	1203.5	1253.5	1303.5	1353.5	1403.5	1453.5	1503.5	1553.5	1603.5	1653.5	1703.5	1753.5	1803.5	1853.5	1903.5	1953.5	2003.5	2053.5	2103.5	2153.5	2203.5	2253.5
A	100	150	200	50	100	150	200	50	100	150	200	50	100	150	200	50	100	150	200	50	100	150	200	50	100	150	200	50	100	100	200	50	100	150
M	1	1	1	2	2	2	2	3	3	3	3	4	4	4	4	5	5	5	5	6	6	6	6	7	7	7	7	8	8	8	8	9	9	9
N	6	6	6	8	8	8	8	10	10	10	10	12	12	12	12	14	14	14	14	16	16	16	16	18	18	18	18	20	20	20	20	22	22	22
重量 Weight (kg)	31.8	33	34.2	35.4	36.6	37.8	39	40.2	41.4	42.6	43.8	45	46.2	47.4	48.6	49.8	51	52.2	53.4	54.6	55.8	57	58.2	59.4	60.6	61.8	63	64.2	65.4	66.6	67.8	69	70.2	71.4

行程 Stroke	1750	1800	1850	1900	1950	2000	2050	2100	2150	2200	2250	2300	2350	2400	2450	2500	2550	2600	2650	2700	2750	2800	2850	2900	2950	3000	3050	3100	3150	3200	3250	3300	3350	3400
T	2303.5	2353.5	2403.5	2453.5	2503.5	2553.5	2603.5	2653.5	2703.5	2753.5	2803.5	2853.5	2903.5	2953.5	3003.5	3053.5	3103.5	3153.5	3203.5	3253.5	3303.5	3353.5	3403.5	3453.5	3503.5	3553.5	3603.5	3653.5	3703.5	3753.5	3803.5	3853.5	3903.5	3953.5
A	200	50	100	150	200	50	100	150	200	50	100	150	200	50	100	150	200	50	100	150	200	50	100	150	200	50	100	150	200	50	100	150	200	50
M	9	10	10	10	10	11	11	11	11	12	12	12	12	13	13	13	13	14	14	14	14	15	15	15	15	16	16	16	16	17	17	17	17	18
N	22	24	24	24	24	26	26	26	26	28	28	28	28	30	30	30	30	32	32	32	32	34	34	34	34	36	36	36	36	38	38	38	38	40
重量 Weight (kg)	72.6	73.8	75	76.2	77.4	78.6	79.8	81	82.2	83.4	84.6	85.8	87	88.2	89.4	9.6	91.8	93	94.2	95.4	96.6	97.8	99	100.2	101.4	102.6	103.8	105	106.2	107.4	108.6	109.8	111	112.2

本圖面僅供參考用途，實際尺寸皆以實際提供之2D/3D圖紙為準 This drawing is for reference only. The actual dimensions are based on the actual 2D / 3D drawings provided.

MEMO

滑台系列

AMCS Series

日規半密式螺杆直線模组

JP. SEMI-SEALEDSPINDLE AXES LINEAR MODULE

CONTENTS

一般環境 / 螺桿式樣 Standard/Ball Screw

AMCS-70	本體寬幅 Width	70mm
	最大行程 Max.stroke	1000mm
	最大負載 Max.load	15KG
AMCS-100	本體寬幅 Width	100mm
	最大行程 Max.stroke	1000mm
	最大負載 Max.load	30KG
AMCS-134	本體寬幅 Width	134mm
	最大行程 Max.stroke	1500mm
	最大負載 Max.load	85KG
AMCS-178	本體寬幅 Width	178mm
	最大行程 Max.stroke	2000mm
	最大負載 Max.load	110KG
AMCS-202	本體寬幅 Width	202mm
	最大行程 Max.stroke	2000mm
	最大負載 Max.load	140KG

JP 日規半密式螺杆直線模组

JP. SEMI-SEALED SPINDLE AXES LINEAR MODULE

AMCS-70



滑台安裝方式
Assembly Position

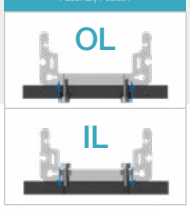

此圖僅供參考，出貨規格詳見尺寸圖面
The picture is just for the reference. Please check the the actual dimensions on the drawing.

型號表示方式 Ordering Method

AMCS - 70 - L10 - 500 - OL - CM - M40 - O3 - OS - 0000

本體型號 Model

模組寬度 Module width

70	70mm

導程 Lead

5	5mm
10	10mm
20	20mm

行程 Stroke

100-1000mm

100間隔 100 mm Pitch

※行程50限定只能安裝2組光電。
Limitations while stroke is 50 only install 2 sets of optoelectronics.

锁位 Assembly Position

OL	外鎖 Outside
IL	內鎖 Inside

馬達安裝位置 Motor Position

CM	直接安裝 Direct Installation
DM	下側間接 Downside Parallel
LM	左側間接 Leftside Parallel
RM	右側間接 Rightside Parallel

馬達廠牌、功率 Motor Brand、Power Output

M	三菱 Mitsubishi	20	200W
P	松下 Yaskawa	40	400W
T	台達 Delta	75	-
J	杰美康 Jiemeikang	1.0	-
H	匯川 Inovance	2.0	-

感應器 Limit Sensor

外掛型 Out Side	
3	3只 3 PCS
4	4只 4 PCS
無SENSOR No Sensor	

特注式樣 Special Order No.

注油系列 Oiling systemy

配有注油
無 SENSOR No Sensor

產品基本規格 Specification

馬達輸出 Motor Power (W)		200/400		
額定扭矩 Torque (Nm)		0.64/1.27		
螺桿等級 Ball Screw Level		C7轉造 / C5研磨 Rolled Ball Screw / Ground Ball Screw		
重複定位精度 Rep. Accuracy (mm)		±0.01 / ±0.005		
螺桿規格 Ball Screw Spec.	Φ16	05	10	20
額定推力 Nominal Thrust (N)	200W	680	340	170
	400W	1360	680	340
最高速度 Max. Speed (mm/s)		250	500	1000
行程範圍 Stroke Range (mm)		100...1000 / 100 間隔 Pitch		

最大負載值 Max. Load (kg)	水平 Horizontal	20	20	15
	側掛 Sidehang	12	12	8
	垂直 Vertical	8	8	5
導軌規格 Guide Spec.		W24×H8.5		
光電開關 Optical Proximity Sensor		PM-L45		

光電開關接綫圖 Optiacal Proximity Sensor Wiring Diagram

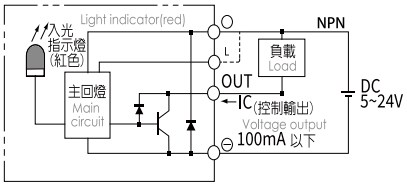

容許負載力距表 Allowable Overhang

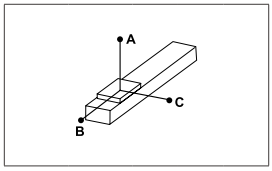

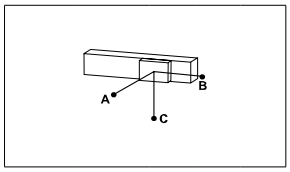

(單位 Unit : mm)

水平安裝 Horizontal Installation		A	B	C
導程 10 Lead	5kg	290	155	130
	10kg	165	70	60
	12kg	95	35	25

(單位 Unit : mm)

側掛安裝 Sidehang Installation		A	B	C
導程 10 Lead	5kg	100	120	240
	10kg	40	55	120
	12kg	9	15	60

※力距表所表示的數據，代表重心。
The torque value in the chart indicate the center of gravity。
※倒吊使用無法套用標準規範，如有需求請洽詢我司業務。
Data information is not for ceiling-mount inverse use.Contact us for the details if you want to apply ceiling-mount inverse usage.

靜態容許負載力矩 Static Loading Moment

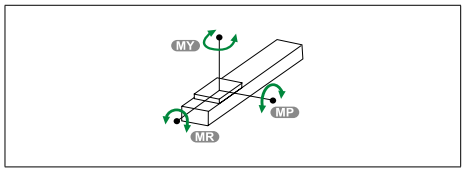

(單位 Unit :N.m)

MY	20
MP	10
MR	10

常用伺服電機尺寸參考數據 Common servo motor size reference data

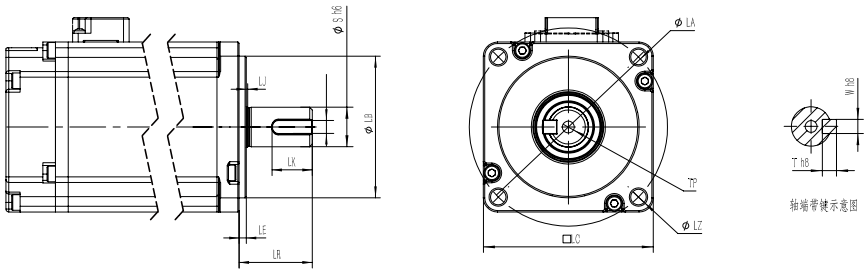

功率(W) Power Output	品牌 Motor Brand	識別代號 Identification code	S	LR	LA	W	LZ	LB	LE
200W	三菱 Mitsubishi	M	14	30	70	5	M5	50	3
200W	松下 Yaskawa	P	11	30	70	4（深2.5）	M4	50	3
200W	台達 Delta	T	11	30	70	4（深3.0）	M5	50	3
200W	杰美康 Jiemeikang	J	14	30	70	5	M5	50	3
200W	匯川 Inovance	H	11	30	70	5	M5	50	3
400W	三菱 Mitsubishi	M	14	30	70	5	M5	50	3
400W	松下 Yaskawa	P	14	30	70	5（深3.0）	M4	50	3
400W	台達 Delta	T	14	30	70	5（深3.0）	M5	50	3
400W	杰美康 Jiemeikang	J	14	30	70	5	M5	50	3
400W	匯川 Inovance	H	14	30	70	5	M5	50	3

馬達直接安裝/馬達下側間接按裝
Motor Direct Installation / Motor Downside Parallel Installation

CM 馬達直接安裝 Motor Direct Installation

單位 Unit: mm

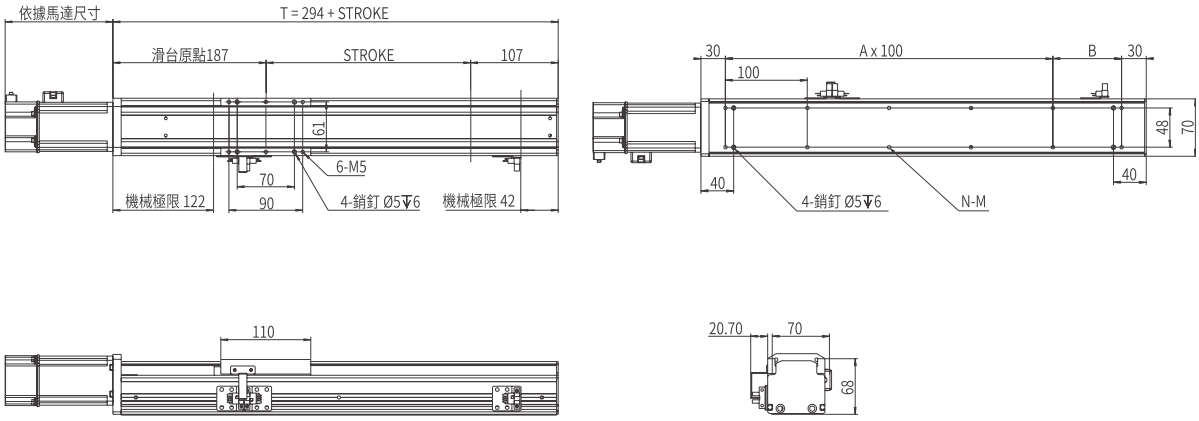

行程 Stroke	100	150	200	250	300	350	400	500	600	700	800
T	394	444	494	544	594	644	694	794	894	994	1094
B	34	84	34	84	34	84	34	34	34	34	34
A	3	3	4	4	5	5	6	7	8	9	10
N	10	10	12	12	14	14	16	18	20	22	24
重量 Weight (kg)	4.9	5.3	5.7	6.1	6.5	6.9	7.7	8.5	9.3	10.1	10.9

DM 馬達下側間接按裝 Motor Downside Parallel Installation

單位 Unit: mm

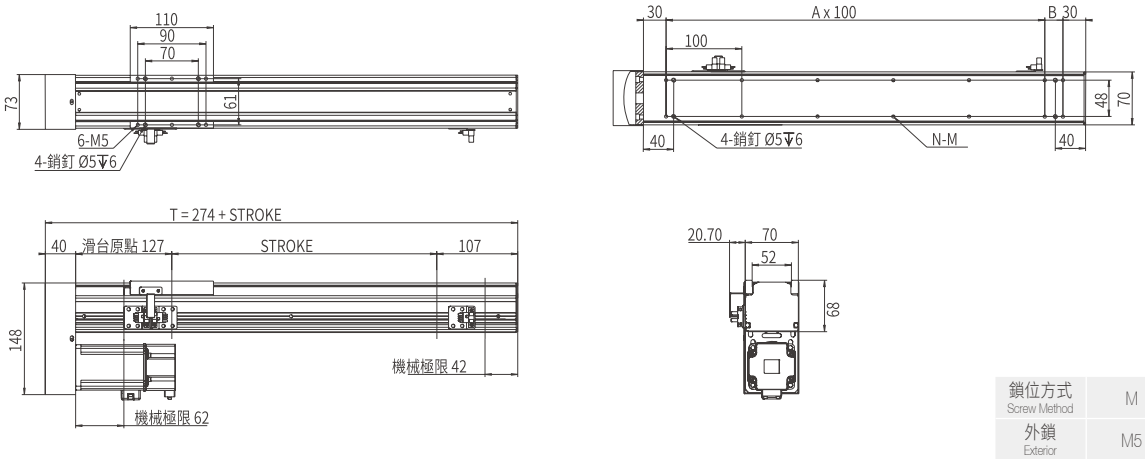

鎖位方式 Screw Method	M
外鎖 Exterior	M5
內鎖 Interior	Φ5.5

行程 Stroke	100	150	200	250	300	350	400	500	600	700	800
T	374	424	474	524	574	624	674	774	874	974	1074
B	74	24	74	24	74	24	74	74	74	74	74
A	2	3	3	4	4	5	5	6	7	8	9
N	8	10	10	12	12	14	14	16	18	20	22
重量 Weight (kg)	5.4	5.8	6.2	6.6	7	7.4	7.8	8.8	9.8	10.8	11.8

馬達左側間接安裝/馬達右側間接安裝
Motor Leftside Parallel Installation / Motor Rightside Parallel Installation

LM 馬達左側間接安裝 Motor Leftside Parallel Installation

單位 Unit: mm

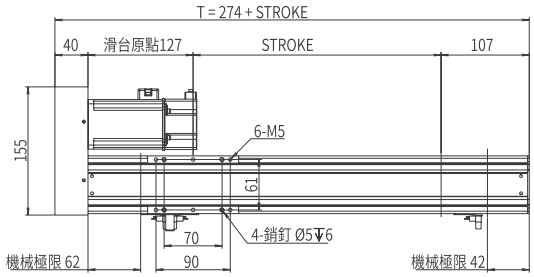

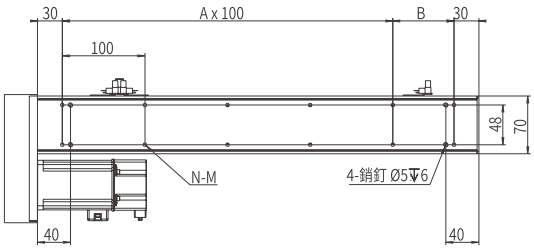

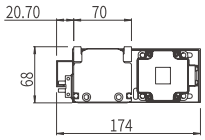

鎖位方式 Screw Method	M
外鎖 Exterior	M5
內鎖 Interior	Φ5.5

行程 Stroke	100	150	200	250	300	350	400	500	600	700	800
T	374	424	474	524	574	624	674	774	874	974	1074
B	74	24	74	24	74	24	74	74	74	74	74
A	2	3	3	4	4	5	5	6	7	8	9
N	8	10	10	12	12	14	14	16	18	20	22
重量 Weight (kg)	5.4	5.8	6.2	6.6	7	7.4	7.8	8.8	9.8	10.8	11.8

RM 馬達右側間接安裝 Motor Rightside Parallel Installation

單位 Unit: mm

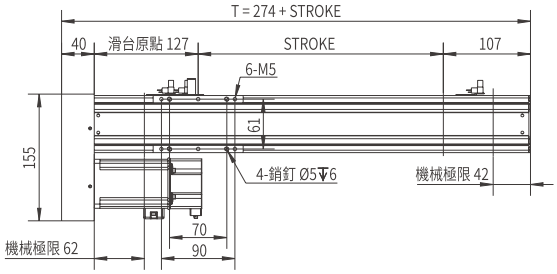

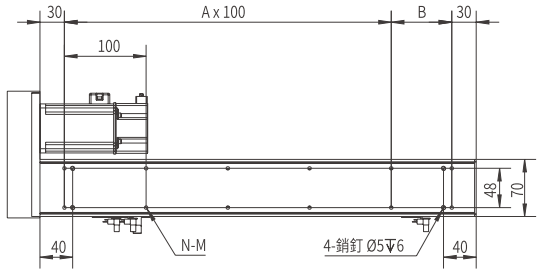

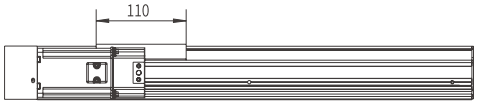

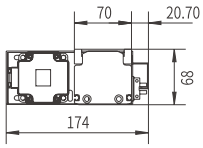

鎖位方式 Screw Method	M
外鎖 Exterior	M5
內鎖 Interior	Φ5.5

行程 Stroke	100	150	200	250	300	350	400	500	600	700	800
T	374	424	474	524	574	624	674	774	874	974	1074
B	74	24	74	24	74	24	74	74	74	74	74
A	2	3	3	4	4	5	5	6	7	8	9
N	8	10	10	12	12	14	14	16	18	20	22
重量 Weight (kg)	5.4	5.8	6.2	6.6	7	7.4	7.8	8.8	9.8	10.8	11.8

JP 日規半密式螺杆直線模組

JP. SEMI-SEALED SPINDLE AXES LINEAR MODULE

AMCS-100

此圖僅供參考，出貨規格詳見尺寸圖面

The picture is just for the reference. Please check the the actual dimensions on the drawing.

型號表示方式 Ordering Method

AMCS - 100 - L10 - 500 - OL - CM - M40 - O3 - OS - 0000

本體型號 Model

模組寬度 Module width

100	100mm

導程 Lead

5	5mm
10	10mm
20	20mm

行程 Stroke

100-1000mm

100間隔 100 mm Pitch

※行程50限定只能安裝2組光電。
Limitations while stroke is 50 only install 2 sets of optoelectronics.

锁位 Assembly Position

OL	外鎖 Outside
IL	內鎖 Inside

馬達安裝位置 Motor Position

CM	直接安裝 Direct Installation
DM	下側間接 Downside Parallel
LM	左側間接 Leftside Parallel
RM	右側間接 Rightside Parallel

馬達廠牌、功率 Motor Brand、Power Output

M	三菱 Mitsubishi	20	200W
P	松下 Yaskawa	40	400W
T	台達 Delta	75	-
J	杰美康 Jiemeikang	1.0	-
H	匯川 Inovance	2.0	-

感應器 Limit Sensor

外掛型 Out Side	
3	3只 3 PCS
4	4只 4 PCS
無SENSOR No Sensor	

特注式樣 Special Order No.

注油系列 Oiling systemy

配有注油
無 SENSOR No Sensor

產品基本規格 Specification

馬達輸出 Motor Power (W)		200/400		
額定扭矩 Torque (Nm)		0.64/1.27		
螺桿等級 Ball Screw Level		C7轉造 / C5研磨 Rolled Ball Screw / Ground Ball Screw		
重複定位精度 Rep. Accuracy (mm)		±0.01 / ±0.005		
螺桿規格 Ball Screw Spec.	Φ16	05	10	20
額定推力 Nominal Thrust (N)	200 (W)	680	340	170
	400 (W)	1360	680	340
最高速度 Max. Speed (mm/s)		250	500	1000
行程範圍 Stroke Range (mm)		100...1000 / 100 間隔 Pitch		

最大負載值 Max. Load (kg)	水平 Horizontal	35	30	15
	側掛 Sidehang	18	15	8
	垂直 Vertical	12	10	5
導軌規格 Guide Spec.		W15×H12.5		
光電開關 Optical Proximity Sensor		PM-L45		

光電開關接綫圖 Optiacal Proximity Sensor Wiring Diagram

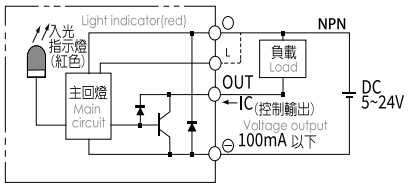

容許負載力距表 Allowable Overhang

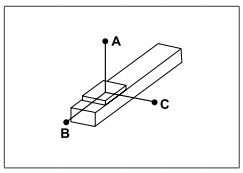

(單位 Unit : mm)

水平安裝 Horizontal Installation		A	B	C
導程 5 Lead	30kg	200	20	15
	-	-	-	-
	-	-	-	-
導程 10 Lead	15kg	120	45	35
	18kg	25	14	12
	22kg	12	4	3
導程 20 Lead	5kg	290	155	130
	10kg	165	70	60
	14kg	95	35	25

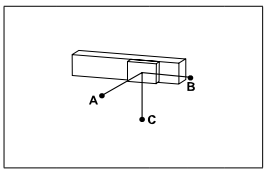

(單位 Unit : mm)

側掛安裝 Sidehang Installation		A	B	C
導程 5 Lead	10kg	55	75	330
	20kg	25	35	280
	-	-	-	-
導程 10 Lead	10kg	50	65	130
	20kg	10	15	80
	-	-	-	-
導程 20 Lead	5kg	100	120	240
	10kg	40	55	120
	14kg	9	15	60

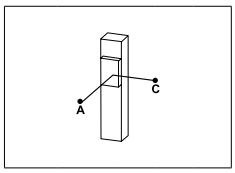

(單位 Unit : mm)

垂直安裝 Vertical Installation		A	B	C
導程 5 Lead	8kg	25	35	50
	10kg	10	20	30
	12kg	0	15	20
導程 10 Lead	5kg	135	115	160
	8kg	55	56	80
	10kg	35	70	60
導程 20 Lead	1kg	430	300	450
	3kg	205	155	225
	5kg	85	150	115

靜態容許負載力矩 Static Loading Moment

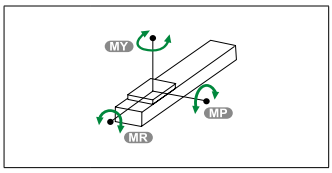

(單位 Unit : N.m)

MY	53
MP	35
MR	35

※力距表所表示的數據，代表重心。
The torque value in the chart indicate the center of gravity。
※倒吊使用無法套用標準規範，如有需求請洽詢我司業務。
Data information is not for ceiling-mount inverse use.Contact us for the details if you want to apply ceiling-mount inverse usage.

常用伺服電機尺寸參考數據 Common servo motor size reference data

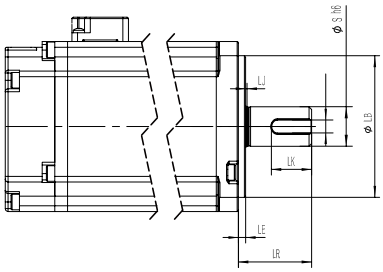

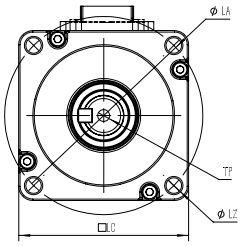

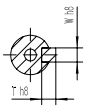

軸端帶键示意图

功率(W) Power Output	品牌 Motor Brand	識別代號 Identification code	S	LR	LA	W	LZ	LB	LE
200W	三菱 Mitsubishi	M	14	30	70	5	M5	50	3
200W	松下 Yaskawa	P	11	30	70	4（深2.5）	M4	50	3
200W	台達 Delta	T	11	30	70	4（深3.0）	M5	50	3
200W	杰美康 Jiemeikang	J	14	30	70	5	M5	50	3
200W	匯川 Inovance	H	11	30	70	5	M5	50	3
400W	三菱 Mitsubishi	M	14	30	70	5	M5	50	3
400W	松下 Yaskawa	P	14	30	70	5（深3.0）	M4	50	3
400W	台達 Delta	T	14	30	70	5（深3.0）	M5	50	3
400W	杰美康 Jiemeikang	J	14	30	70	5	M5	50	3
400W	匯川 Inovance	H	14	30	70	5	M5	50	3

馬達直接安裝/馬達下側間接按裝
Motor Direct Installation / Motor Downside Parallel Installation

CM 馬達直接安裝 Motor Direct Installation

單位 Unit: mm

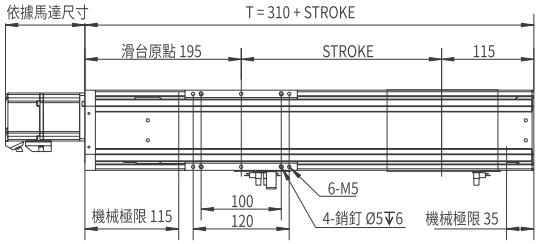

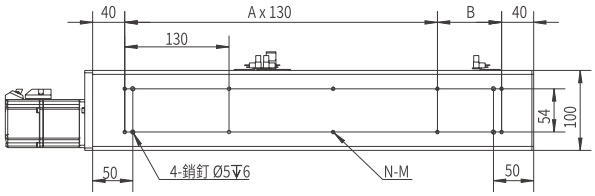

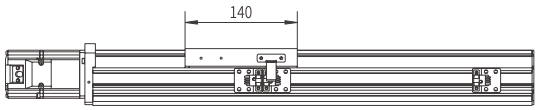

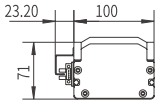

鎖位方式 Screw Method	M
外鎖 Exterior	M5
內鎖 Interior	Φ5.5

行程 Stroke	100	150	200	250	300	350	400	500	600	700	800
T	410	460	510	560	610	660	710	810	910	1010	1110
B	60	110	160	80	130	50	100	70	40	140	110
A	2	2	2	3	3	4	4	5	6	6	7
N	8	8	8	10	10	12	12	14	16	16	18
重量 Weight (kg)	6.5	7	7.5	8	8.5	9	9.5	10.5	11.5	12.5	13.5

DM 馬達下側間接按裝 Motor Downside Parallel Installation

單位 Unit: mm

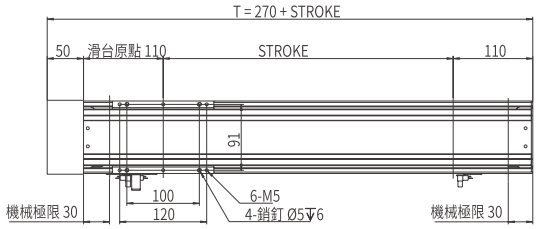

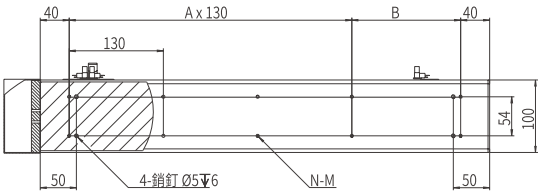

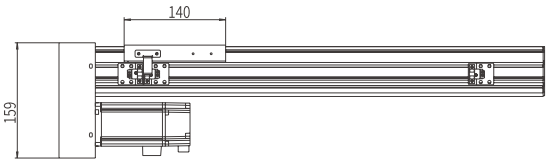

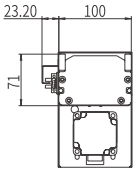

鎖位方式 Screw Method	M
外鎖 Exterior	M5
內鎖 Interior	Φ5.5

行程 Stroke	100	150	200	250	300	350	400	500	600	700	800
T	370	420	470	520	570	620	670	770	870	970	1070
B	110	30	80	130	50	100	150	120	90	60	30
A	1	2	2	2	3	3	3	4	5	6	7
N	6	8	8	8	10	10	10	12	14	16	18
重量 Weight (kg)	7	7.5	8	8.5	9	9.5	10	11	12	13	14

馬達左側間接安裝/馬達右側間接安裝
Motor Leftside Parallel Installation / Motor Rightside Parallel Installation

LM 馬達左側間接安裝 Motor Leftside Parallel Installation

單位 Unit: mm

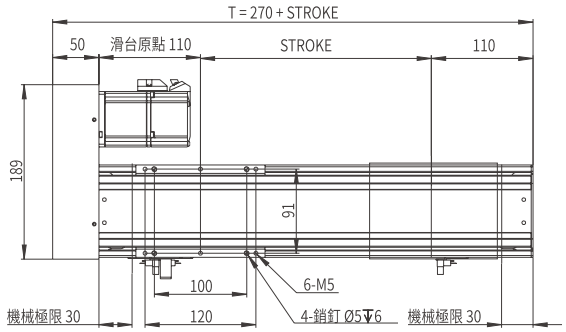

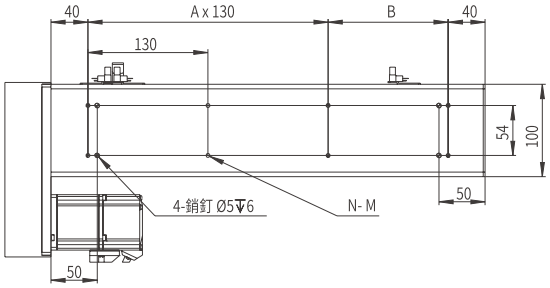

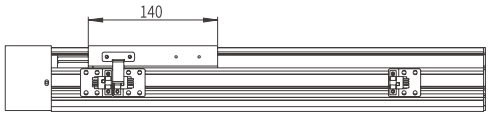

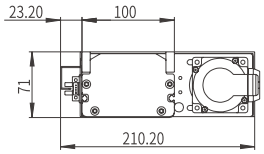

鎖位方式 Screw Method	M
外鎖 Exterior	M5
內鎖 Interior	Φ5.5

行程 Stroke	100	150	200	250	300	350	400	500	600	700	800
T	370	420	470	520	570	620	670	770	870	970	1070
B	110	30	80	130	50	100	150	120	90	60	30
A	1	2	2	2	3	3	3	4	5	6	7
N	6	8	8	8	10	10	10	12	14	16	18
重量 Weight (kg)	7	7.5	8	8.5	9	9.5	10	11	12	13	14

RM 馬達右側間接安裝 Motor Rightside Parallel Installation

單位 Unit: mm

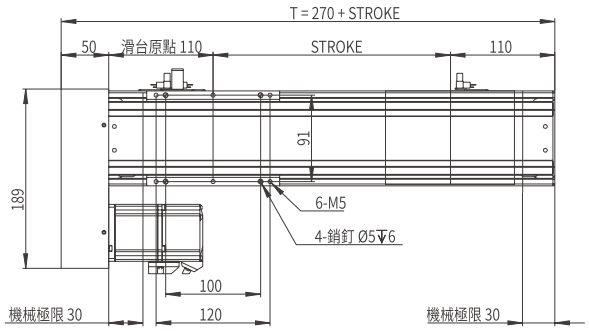

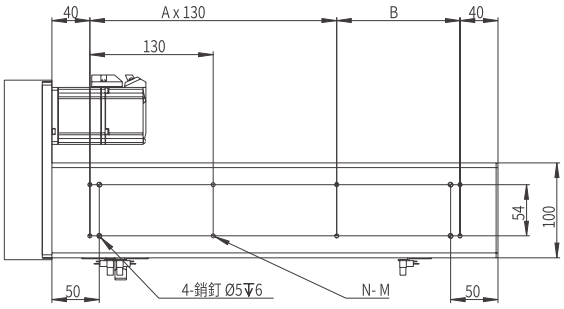

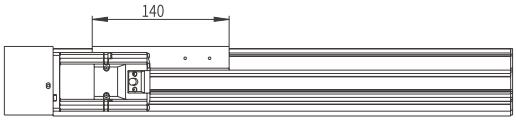

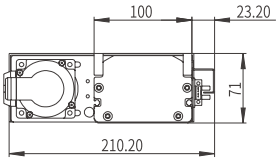

鎖位方式 Screw Method	M
外鎖 Exterior	M5
內鎖 Interior	Φ5.5

行程 Stroke	100	150	200	250	300	350	400	500	600	700	800
T	370	420	470	520	570	620	670	770	870	970	1070
B	110	30	80	130	50	100	150	120	90	60	30
A	1	2	2	2	3	3	3	4	5	6	7
N	6	8	8	8	10	10	10	12	14	16	18
重量 Weight (kg)	7	7.5	8	8.5	9	9.5	10	11	12	13	14

本圖面僅供參考用途，實際尺寸皆以實際提供之2D/3D圖紙為準 This drawing is for reference only. The actual dimensions are based on the actual 2D / 3D drawings provided.

JP 日規半密式螺杆直線模組

JP. SEMI-SEALED SPINDLE AXES LINEAR MODULE

AMCS-134

滑台安裝方式
Assembly Position

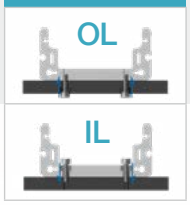

此圖僅供參考，出貨規格詳見尺寸圖面
The picture is just for the reference. Please check the the actual dimensions on the drawing.

型號表示方式 Ordering Method

AMCS - 134 - L10 - 500 - OL - CM - M40 - O3 - OS - 0000

本體型號 Model

行程 Stroke

100-1500mm
100間隔 100 mm Pitch
※行程50限定只能安裝2組光電。Limitations while stroke is 50 only install 2 sets of optoelectronics.

模組寬度 Module width

134	134mm

導程 Lead

5	5mm
10	10mm
20	20mm
40	40mm

锁位 Assembly Position

OL	外鎖 Outside
IL	內鎖 Inside

馬達安裝位置 Motor Position

CM	直接安裝 Direct Installation
DM	下側間接 Downside Parallel
LM	左側間接 Leftside Parallel
RM	右側間接 Rightside Parallel

馬達廠牌、功率 Motor Brand、Power Output

M	三菱 Mitsubishi	20	-
P	松下 Yaskawa	40	400W
T	台達 Delta	75	-
J	杰美康 Jiemeikang	1.0	-
H	匯川 Inovance	2.0	-

感應器 Limit Sensor

外掛型 Out Side	
3	3只 3 PCS
4	4只 4 PCS
無SENSOR No Sensor	

注油系列 Oiling systemy

配有注油
無 SENSOR No Sensor

特注式樣 Special Order No.

產品基本規格 Specification

馬達輸出 Motor Power (W)		400			
額定扭矩 Torque (Nm)		1.27			
螺桿等級 Ball Screw Level		C7轉造 / C5研磨 Rolled Ball Screw / Ground Ball Screw			
重複定位精度 Rep. Accuracy (mm)		±0.01 / ±0.005			
螺桿規格 Ball Screw Spec.	Φ20	05	10	20	40
額定推力 Nominal Thrust (N)		1360	680	340	1740
最高速度 Max. Speed (mm/s)		250	500	1000	2000
行程範圍 Stroke Range (mm)		100...1500 / 100 間隔 Pitch			

最大負載值 Max. Load (kg)	水平 Horizontal	85	70	40	30
	側掛 Sidehang	40	35	20	15
	垂直 Vertical	20	15	10	8
導軌規格 Guide Spec.		W15×H12.5			
光電開關 Optical Proximity Sensor		PM-L45			

光電開關接綫圖 Optiacal Proximity Sensor Wiring Diagram

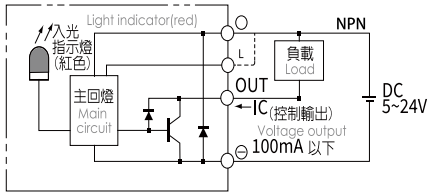

容許負載力距表 Allowable Overhang

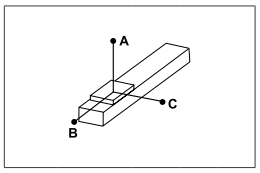

(單位 Unit : mm)

水平安裝 Horizontal Installation		A	B	C
導程 5 Lead	20kg	1600	330	230
	25kg	1300	250	180
	35kg	1200	200	150
導程 10 Lead	10kg	1100	470	360
	15kg	800	300	230
	25kg	700	220	160
導程 20/40 Lead	3kg	1800	850	800
	6kg	650	490	450
	12kg	400	310	250

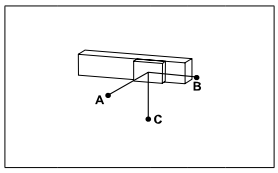

(單位 Unit : mm)

側掛安裝 Sidehang Installation		A	B	C
導程 5 Lead	60kg	40	60	700
	80kg	8	12	350
	-	-	-	-
導程 10 Lead	20kg	280	340	1040
	40kg	120	160	690
	60kg	30	40	400
導程 20/40 Lead	5kg	550	500	940
	10kg	290	270	530
	15kg	120	130	300

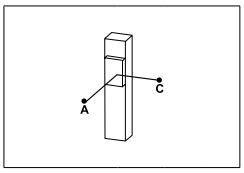

(單位 Unit : mm)

垂直安裝 Vertical Installation		A	B	C
導程 5 Lead	15kg	450	210	150
	20kg	350	170	110
	25kg	280	140	90
導程 10 Lead	5kg	1100	550	400
	10kg	730	380	270
	15kg	540	280	200
導程 20/40 Lead	1kg	1400	840	700
	2kg	960	560	470
	3kg	720	420	350

靜態容許負載力矩 Static Loading Moment

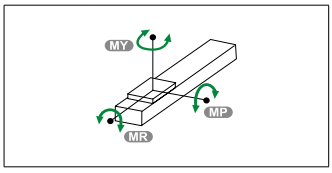

(單位 Unit :N.m)

MY	161
MP	66
MR	66

※力距表所表示的數據，代表重心。
The torque value in the chart indicate the center of gravity。
※倒吊使用無法套用標準規範，如有需求請洽詢我司業務。
Data information is not for ceiling-mount inverse use.Contact us for the details if you want to apply ceiling-mount inverse usage.

常用伺服電機尺寸參考數據 Common servo motor size reference data

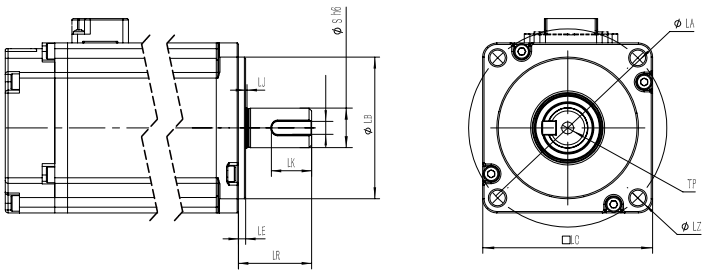

功率(W) Power Output	品牌 Motor Brand	識別代號 Identification code	S	LR	LA	W	LZ	LB	LE
400W	三菱 Mitsubishi	M	14	30	70	5	M5	50	3
400W	松下 Yaskawa	P	14	30	70	5（深3.0）	M4	50	3
400W	台達 Delta	T	14	30	70	5（深3.0）	M5	50	3
400W	杰美康 Jiemeikang	J	14	30	70	5	M5	50	3
400W	匯川 Inovance	H	14	30	70	5	M5	50	3

馬達直接安裝/馬達下側間接按裝
Motor Direct Installation / Motor Downside Parallel Installation

CM 馬達直接安裝 Motor Direct Installation

單位 Unit: mm

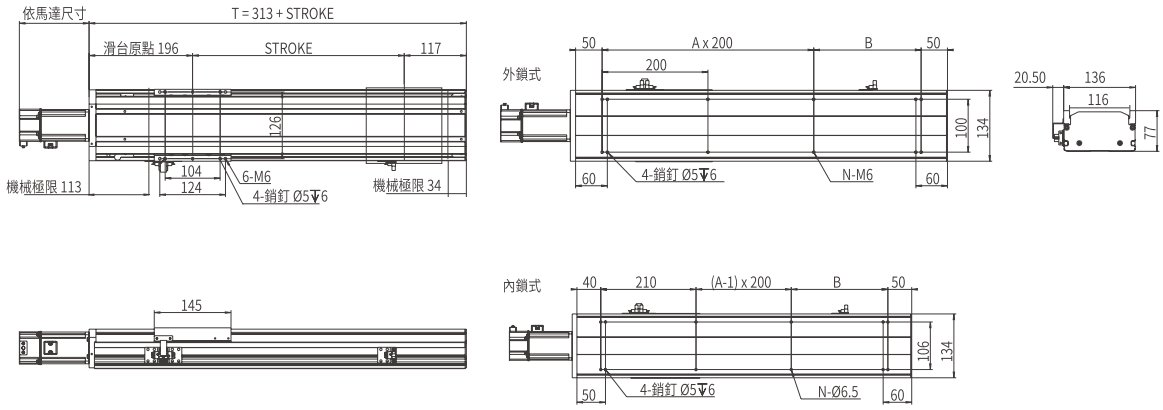

行程 Stroke	100	200	300	400	500	600	700	800	900	1000	1100	1200	1300	1400	1500
T	413	513	613	713	813	913	1013	1113	1213	1313	1413	1513	1613	1713	1813
B	103	203	103	203	103	203	103	203	103	203	103	203	103	203	103
A	1	1	2	2	3	3	4	4	5	5	6	6	7	7	8
N	6	6	8	8	10	10	12	12	14	14	16	16	18	18	20
重量 Weight (kg)	7.8	9.2	10.6	12	13.4	14.8	16.2	17.6	19	20.4	21.8	23.2	24.6	26	27.4

DM 馬達下側間接按裝 Motor Downside Parallel Installation

單位 Unit: mm

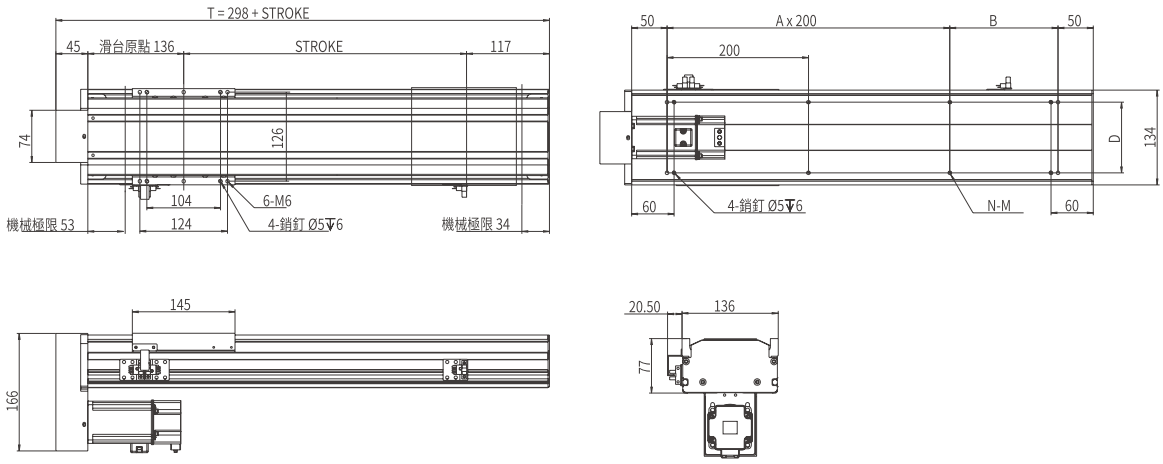

行程 Stroke	100	200	300	400	500	600	700	800	900	1000	1100	1200	1300	1400	1500
T	398	498	598	698	798	898	998	1098	1198	1298	1398	1498	1598	1698	1798
B	53	153	53	153	53	153	53	153	53	153	53	153	53	153	53
A	1	1	2	2	3	3	4	4	5	5	6	6	7	7	8
N	6	6	8	8	10	10	12	12	14	14	16	16	18	18	20
重量 Weight (kg)	7.8	9.2	10.6	12	13.4	14.8	16.2	17.6	19	20.4	21.8	23.2	24.6	26	27.4

馬達左側間接安裝/馬達右側間接安裝
Motor Leftside Parallel Installation / Motor Rightside Parallel Installation

LM 馬達左側間接安裝 Motor Leftside Parallel Installation

單位 Unit: mm

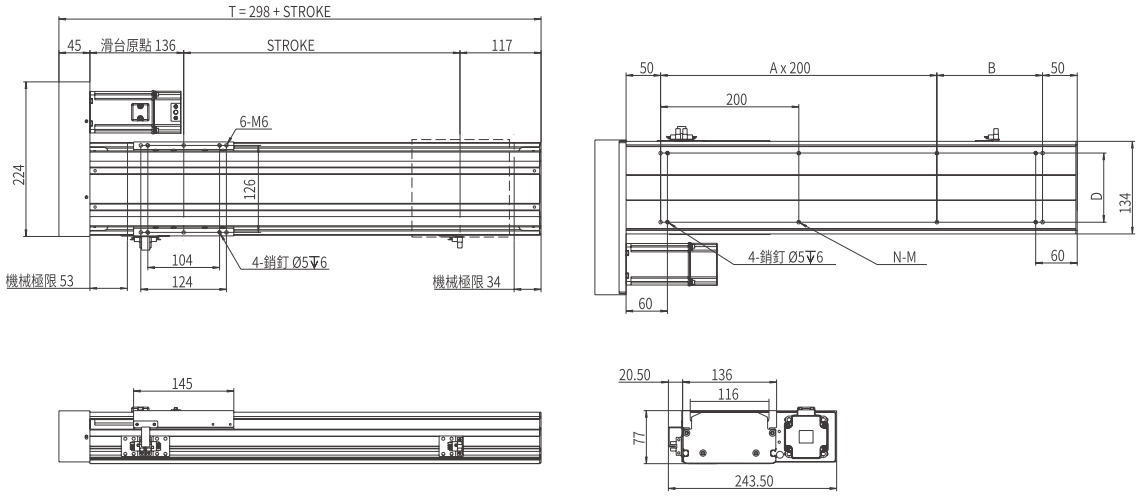

行程 Stroke	100	200	300	400	500	600	700	800	900	1000	1100	1200	1300	1400	1500
T	398	498	598	698	798	898	998	1098	1198	1298	1398	1498	1598	1698	1798
B	53	153	53	153	53	153	53	153	53	153	53	153	53	153	53
A	1	1	2	2	3	3	4	4	5	5	6	6	7	7	8
N	6	6	8	8	10	10	12	12	14	14	16	16	18	18	20
重量 Weight (kg)	7.8	9.2	10.6	12	13.4	14.8	16.2	17.6	19	20.4	21.8	23.2	24.6	26	27.4

RM 馬達右側間接安裝 Motor Rightside Parallel Installation

單位 Unit: mm

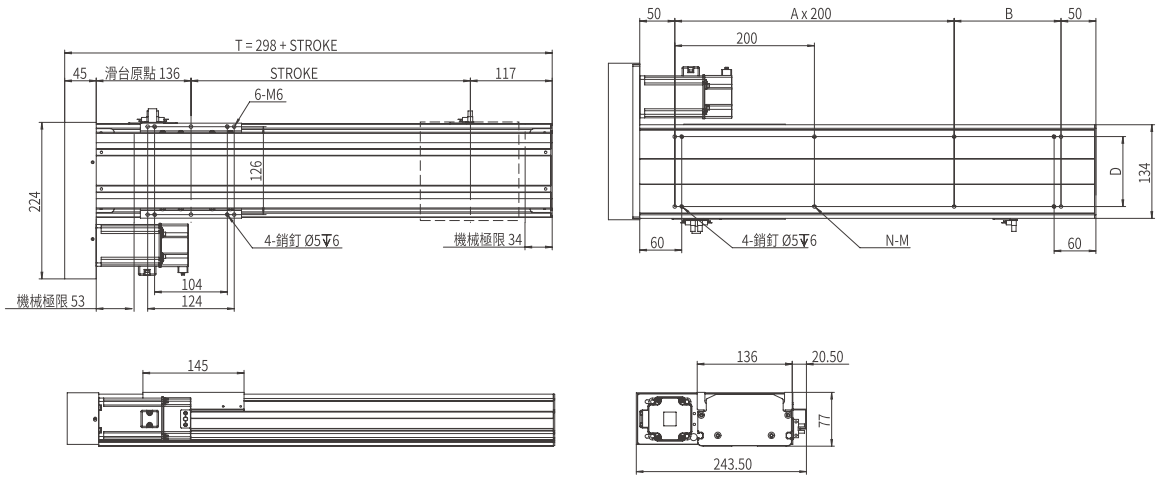

行程 Stroke	100	200	300	400	500	600	700	800	900	1000	1100	1200	1300	1400	1500
T	398	498	598	698	798	898	998	1098	1198	1298	1398	1498	1598	1698	1798
B	53	153	53	153	53	153	53	153	53	153	53	153	53	153	53
A	1	1	2	2	3	3	4	4	5	5	6	6	7	7	8
N	6	6	8	8	10	10	12	12	14	14	16	16	18	18	20
重量 Weight (kg)	7.8	9.2	10.6	12	13.4	14.8	16.2	17.6	19	20.4	21.8	23.2	24.6	26	27.4

本圖面僅供參考用途，實際尺寸皆以實際提供之2D/3D圖紙為準 This drawing is for reference only. The actual dimensions are based on the actual 2D / 3D drawings provided.

JP 日規半密式螺杆直線模組

JP. SEMI-SEALED SPINDLE AXES LINEAR MODULE

AMCS-178



滑台安裝方式
Assembly Position

此圖僅供參考，出貨規格詳見尺寸圖面
The picture is just for the reference. Please check the the actual dimensions on the drawing.

型號表示方式 Ordering Method

AMCS - 178 - L10 - 500 - OL - CM - M75 - O3 - OS - 0000

本體型號 Model

行程 Stroke

100-2000mm
100間隔 100 mm Pitch
※行程50限定只能安裝2組光電。Limitations while stroke is 50 only install 2 sets of optoelectronics.

模組寬度 Module width

178	178mm

導程 Lead

5	5mm
10	10mm
25	25mm

锁位 Assembly Position

OL	外鎖 Outside
IL	內鎖 Inside

馬達安裝位置 Motor Position

CM	直接安裝 Direct Installation
DM	下側間接 Downside Parallel
LM	左側間接 Leftside Parallel
RM	右側間接 Rightside Parallel

馬達廠牌、功率 Motor Brand、Power Output

M	三菱 Mitsubishi	20	-
P	松下 Yaskawa	40	-
T	台達 Delta	75	750W
J	杰美康 Jiemeikang	1.0	-
H	匯川 Inovance	2.0	-

感應器 Limit Sensor

外掛型 Out Side	
3	3只 3 PCS
4	4只 4 PCS
無SENSOR No Sensor	

特注式樣 Special Order No.

注油系列 Oiling systemy

配有注油
無 SENSOR No Sensor

產品基本規格 Specification

馬達輸出 Motor Power (W)		750		
額定扭矩 Torque (Nm)		2.39		
螺桿等級 Ball Screw Level		C7轉造 / C5研磨 Rolled Ball Screw / Ground Ball Screw		
重複定位精度 Rep. Accuracy (mm)		±0.01 / ±0.005		
螺桿規格 Ball Screw Spec.	Φ25	05	10	25
額定推力 Nominal Thrust (N)		2550	1280	510
最高速度 Max. Speed (mm/s)		250	500	1250
行程範圍 Stroke Range (mm)		100...2000 / 100 間隔 Pitch		

最大負載值 Max. Load (kg)	水平 Horizontal	120	100	70
	側掛 Sidehang	80	70	40
	垂直 Vertical	50	40	30
導軌規格 Guide Spec.		W20×H15		
光電開關 Optical Proximity Sensor		PM-L45		

光電開關接線圖 Optiacal Proximity Sensor Wiring Diagram

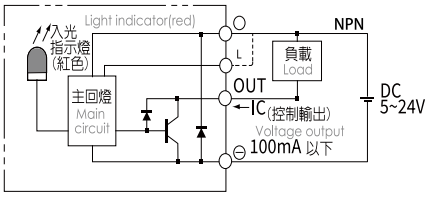

容許負載力距表 Allowable Overhang

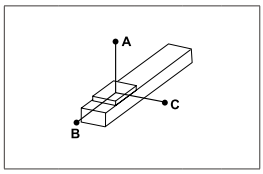

(單位 Unit : mm)

水平安裝 Horizontal Installation		A	B	C
導程 5 Lead	40kg	1000	400	580
	80kg	780	230	350
	100kg	680	185	230
導程 10 Lead	40kg	900	350	505
	80kg	710	200	300
	100kg	610	160	200
導程 25 Lead	20kg	1100	600	500
	40kg	790	370	300
	60kg	670	250	190

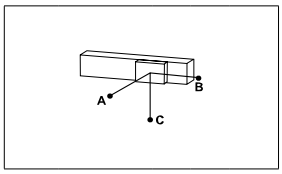

(單位 Unit : mm)

側掛安裝 Sidehang Installation		A	B	C
導程 5 Lead	40kg	380	380	1000
	80kg	190	250	740
	100kg	140	190	620
導程 10 Lead	40kg	250	310	860
	80kg	130	170	620
	100kg	90	130	500
導程 25 Lead	20kg	350	350	700
	40kg	200	205	470
	60kg	120	130	370

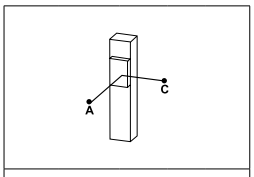

(單位 Unit : mm)

垂直安裝 Vertical Installation		A	B	C
導程 5 Lead	10kg	1200	900	1200
	20kg	710	570	710
	30kg	560	400	560
導程 10 Lead	8kg	1000	700	1000
	18kg	600	440	600
	27kg	400	300	400
導程 25 Lead	5kg	1100	850	1100
	10kg	800	550	800
	-	-	-	-

靜態容許負載力矩 Static Loading Moment

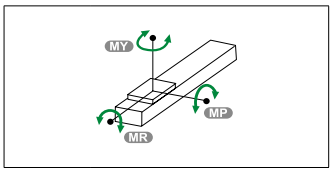

(單位 Unit :N.m)

MY	400
MP	141
MR	141

※力距表所表示的數據，代表重心。
The torque value in the chart indicate the center of gravity。
※倒吊使用無法套用標準規範，如有需求請洽詢我司業務。
Data information is not for ceiling-mount inverse use.Contact us for the details if you want to apply ceiling-mount inverse usage.

常用伺服電機尺寸參考數據 Common servo motor size reference data

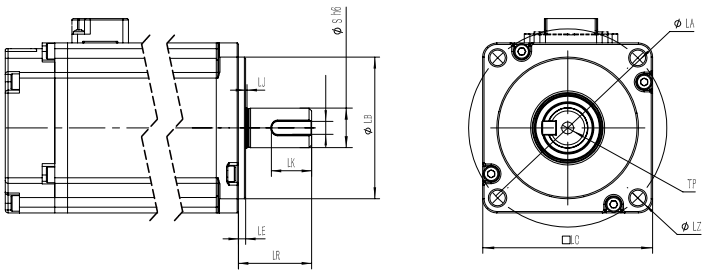

功率(W) Power Output	品牌 Motor Brand	識別代號 Identification code	S	LR	LA	W	LZ	LB	LE
750W	三菱 Mitsubishi	M	19	40	90	6	M6	70	3
750W	松下 Yaskawa	P	19	35	90	6（深3.5）	M5	70	3
750W	台達 Delta	T	19	35	90	6（深3.5）	M6	70	3
750W	杰美康 Jiemeikang	J	19	40	90	6	M6	70	3
750W	匯川 Inovance	H	19	35	90	3	M6	70	3

馬達直接安裝/馬達下側間接按裝
Motor Direct Installation / Motor Downside Parallel Installation

CM 馬達直接安裝 Motor Direct Installation

單位 Unit: mm

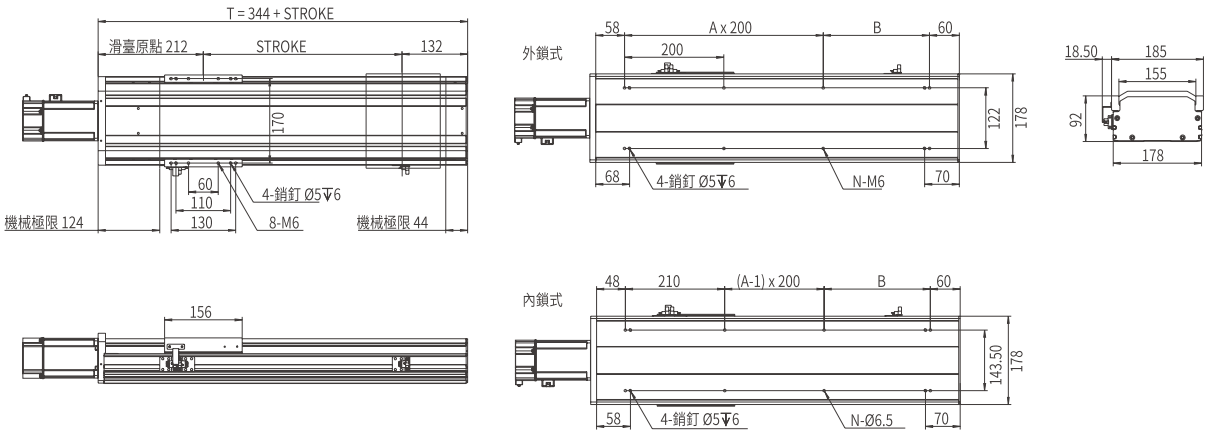

行程 Stroke	200	300	400	500	600	700	800	900	1000	1100	1200	1300	1400	1500	1600	1700	1800	1900	2000	2100	2200
T	544	644	744	844	944	1044	1144	1244	1344	1444	1544	1644	1744	1844	1944	2044	2144	2244	2344	2444	2544
B	214	114	214	114	214	114	214	114	214	114	214	114	214	114	214	114	214	114	214	114	214
A	1	2	2	3	3	4	4	5	5	6	6	7	7	8	8	9	9	10	10	11	11
N	6	8	8	10	10	12	12	14	14	16	16	18	18	20	20	22	22	24	24	26	26
重量 Weight (kg)	16	18.5	21	23.5	26	28.5	31	33.5	36	38.5	41	43.5	46	48.5	51	53.5	56	58.5	61	63.5	66

DM 馬達下側間接按裝 Motor Downside Parallel Installation

單位 Unit: mm

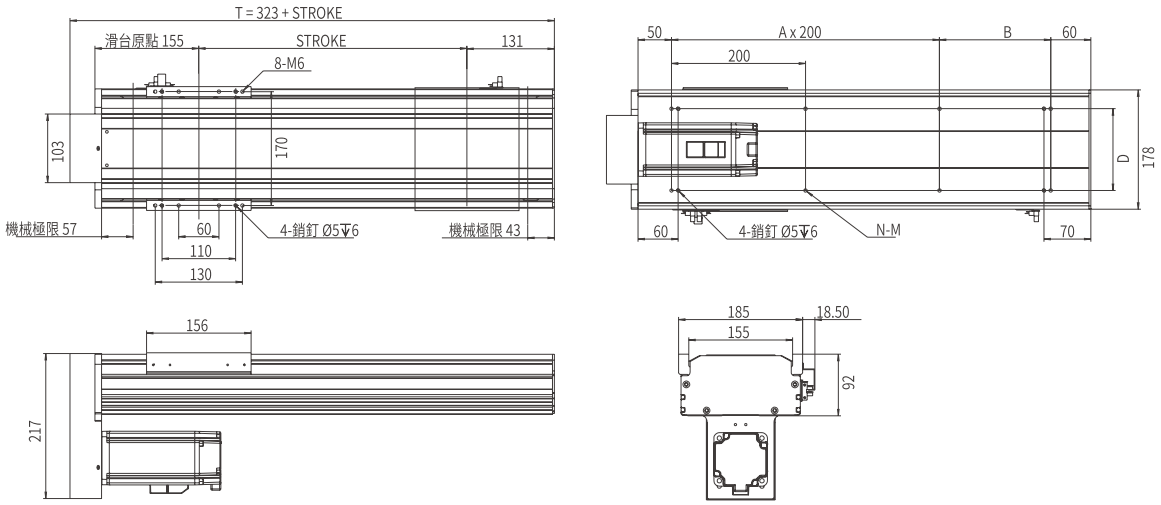

行程 Stroke	200	300	400	500	600	700	800	900	1000	1100	1200	1300	1400	1500	1600	1700	1800	1900	2000	2100	2200
T	523	623	723	823	923	1023	1123	1223	1323	1423	1523	1623	1723	1823	1923	2023	2123	2223	2323	2423	2523
B	166	66	166	66	166	66	166	66	166	66	166	66	166	66	166	66	166	66	166	66	166
A	1	2	2	3	3	4	4	5	5	6	6	7	7	8	8	9	9	10	10	11	11
N	6	8	8	10	10	12	12	14	14	16	16	18	18	20	20	22	22	24	24	26	26
重量 Weight (kg)	15	17.5	20	22.5	25	27.5	30	32.5	35	37.5	40	42.5	45	47.5	50	52.5	55	57.5	60	62.5	65

馬達左側間接安裝/馬達右側間接安裝
Motor Leftside Parallel Installation / Motor Rightside Parallel Installation

LM 馬達左側間接安裝 Motor Leftside Parallel Installation

單位 Unit: mm

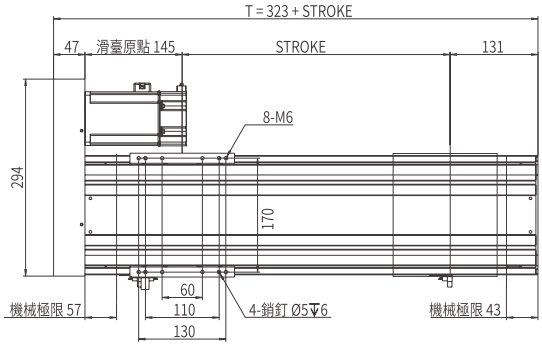

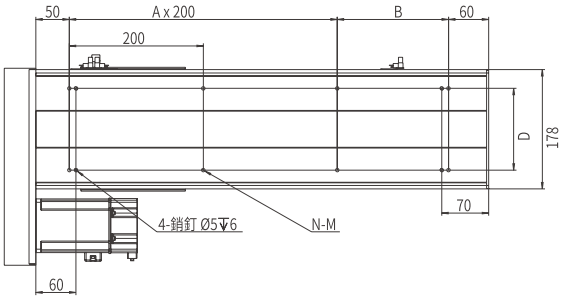

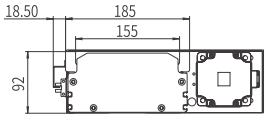

行程 Stroke	200	300	400	500	600	700	800	900	1000	1100	1200	1300	1400	1500	1600	1700	1800	1900	2000	2100	2200
T	523	623	723	823	923	1023	1123	1223	1323	1423	1523	1623	1723	1823	1923	2023	2123	2223	2323	2423	2523
B	166	66	166	66	166	66	166	66	166	66	166	66	166	66	166	66	166	66	166	66	166
A	1	2	2	3	3	4	4	5	5	6	6	7	7	8	8	9	9	10	10	11	11
N	6	8	8	10	10	12	12	14	14	16	16	18	18	20	20	22	22	24	24	26	26
重量 Weight (kg)	15	17.5	20	22.5	25	27.5	30	32.5	35	37.5	40	42.5	45	47.5	50	52.5	55	57.5	60	62.5	65

RM 馬達右側間接安裝 Motor Rightside Parallel Installation

單位 Unit: mm

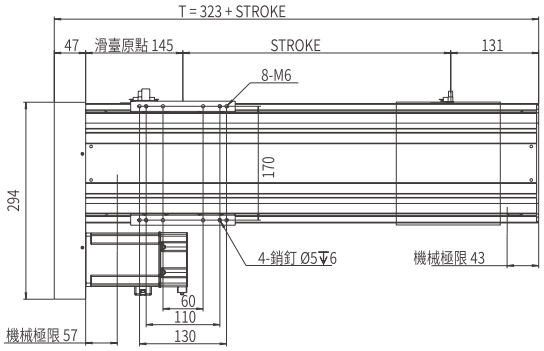

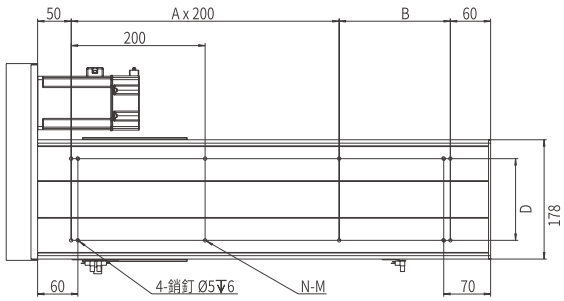

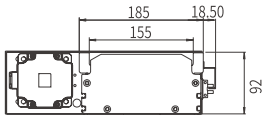

行程 Stroke	200	300	400	500	600	700	800	900	1000	1100	1200	1300	1400	1500	1600	1700	1800	1900	2000	2100	2200
T	523	623	723	823	923	1023	1123	1223	1323	1423	1523	1623	1723	1823	1923	2023	2123	2223	2323	2423	2523
B	166	66	166	66	166	66	166	66	166	66	166	66	166	66	166	66	166	66	166	66	166
A	1	2	2	3	3	4	4	5	5	6	6	7	7	8	8	9	9	10	10	11	11
N	6	8	8	10	10	12	12	14	14	16	16	18	18	20	20	22	22	24	24	26	26
重量 Weight (kg)	15	17.5	20	22.5	25	27.5	30	32.5	35	37.5	40	42.5	45	47.5	50	52.5	55	57.5	60	62.5	65

JP 日規半密式螺杆直線模組

JP. SEMI-SEALED SPINDLE AXES LINEAR MODULE

AMCS-202

此圖僅供參考，出貨規格詳見尺寸圖面

The picture is just for the reference. Please check the the actual dimensions on the drawing.

型號表示方式 Ordering Method

AMCS - 202 - L10 - 500 - OL - CM - M75 - O3 - OS - 0000

本體型號 Model

模組寬度 Module width

202	202mm

導程 Lead

5	5mm
10	10mm
20	20mm
32	32mm

行程 Stroke

100-2000mm

100間隔 100 mm Pitch

※行程50限定只能安裝2組光電。
Limitations while stroke is 50 only install 2 sets of optoelectronics.

锁位 Assembly Position

OL	外鎖 Outside
IL	內鎖 Inside

馬達安裝位置 Motor Position

CM	直接安裝 Direct Installation
DM	下側間接 Downside Parallel
LM	左側間接 Leftside Parallel
RM	右側間接 Rightside Parallel

馬達廠牌、功率 Motor Brand、Power Output

M	三菱 Mitsubishi	20	-
P	松下 Yaskawa	40	-
T	台達 Delta	75	750W
J	杰美康 Jiemeikang	1.0	-
H	匯川 Inovance	2.0	-

感應器 Limit Sensor

外掛型 Out Side	
3	3只 3 PCS
4	4只 4 PCS
無SENSOR No Sensor	

特注式樣 Special Order No.

注油系列 Oiling systemy

配有注油
無 SENSOR No Sensor

產品基本規格 Specification

馬達輸出 Motor Power (W)		750			
額定扭矩 Torque (Nm)		2.39			
螺桿等級 Ball Screw Level		C7轉造 / C5研磨 Rolled Ball Screw / Ground Ball Screw			
重複定位精度 Rep. Accuracy (mm)		±0.01 / ±0.005			
螺桿規格 Ball Screw Spec.	Φ32	05	10	20	32
額定推力 Nominal Thrust (N)		2560	1280	640	260
最高速度 Max. Speed (mm/s)		250	500	1000	2500
行程範圍 Stroke Range (mm)		100...2000 / 100 間隔 Pitch			

最大負載值 Max. Load (kg)	水平 Horizontal	140	120	75	50
	側掛 Sidehang	100	80	60	40
	垂直 Vertical	70	60	30	20
導軌規格 Guide Spec.		W25 X H18			
光電開關 Optical Proximity Sensor		PM-L45			

光電開關接綫圖 Optiacal Proximity Sensor Wiring Diagram

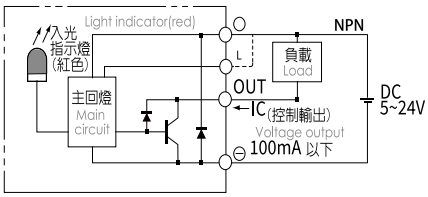

容許負載力距表 Allowable Overhang

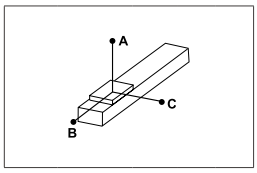

(單位 Unit : mm)

水平安裝 Horizontal Installation		A	B	C
導程 5 Lead	40kg	1000	400	580
	80kg	780	230	350
	100kg	680	185	230
導程 10 Lead	40kg	900	350	505
	80kg	710	200	300
	100kg	610	160	200
導程 25/32 Lead	20kg	1100	600	500
	40kg	790	370	300
	60kg	670	250	190

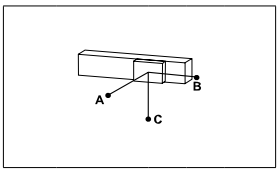

(單位 Unit : mm)

側掛安裝 Sidehang Installation		A	B	C
導程 5 Lead	40kg	380	380	1000
	80kg	190	250	740
	100kg	140	190	620
導程 10 Lead	40kg	250	310	860
	80kg	130	170	620
	100kg	90	130	500
導程 25/32 Lead	20kg	350	350	700
	40kg	200	205	470
	60kg	120	130	370

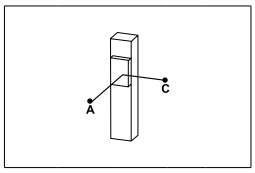

(單位 Unit : mm)

垂直安裝 Vertical Installation		A	B	C
導程 5 Lead	30kg	1200	900	1200
	45kg	710	570	710
	65kg	560	400	560
導程 10 Lead	20kg	1000	700	1000
	40kg	600	440	600
	55kg	400	300	400
導程 25/32 Lead	15kg	1100	850	1100
	30kg	800	550	800
	-	-	-	-

靜態容許負載力矩 Static Loading Moment

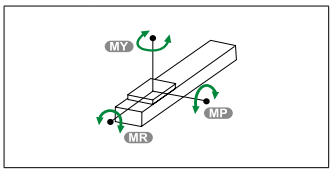

(單位 Unit : N.m)

MY	800
MP	160
MR	160

※力距表所表示的數據，代表重心。
The torque value in the chart indicate the center of gravity。
※倒吊使用無法套用標準規範，如有需求請洽詢我司業務。
Data information is not for ceiling-mount inverse use.Contact us for the details if you want to apply ceiling-mount inverse usage.

常用伺服電機尺寸參考數據 Common servo motor size reference data

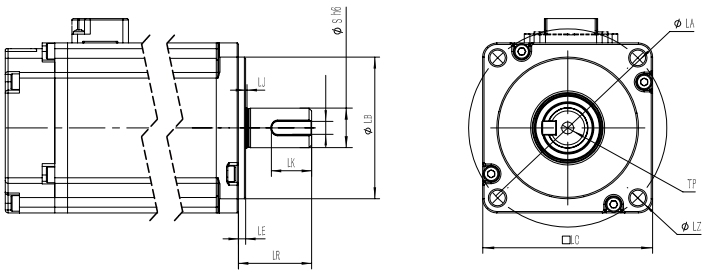

功率(W) Power Output	品牌 Motor Brand	識別代號 Identification code	S	LR	LA	W	LZ	LB	LE
750W	三菱 Mitsubishi	M	19	40	90	6	M6	70	3
750W	松下 Yaskawa	P	19	35	90	6（深3.5）	M5	70	3
750W	台達 Delta	T	19	35	90	6（深3.5）	M6	70	3
750W	杰美康 Jiemeikang	J	19	40	90	6	M6	70	3
750W	匯川 Inovance	H	19	35	90	3	M6	70	3

馬達直接安裝/馬達下側間接按裝
Motor Direct Installation / Motor Downside Parallel Installation

CM 馬達直接安裝 Motor Direct Installation

單位 Unit: mm

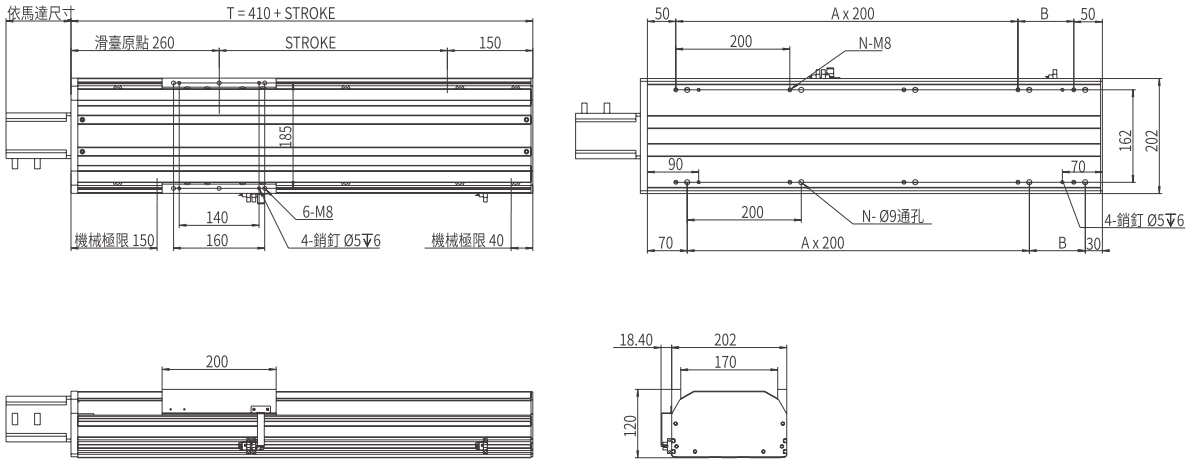

行程 Stroke	200	300	400	500	600	700	800	900	1000	1100	1200	1300	1400	1500	1600	1700	1800	1900	2000	2100	2200
T	610	710	810	910	1010	1110	1210	1310	1410	1510	1610	1710	1810	1910	2010	2110	2210	2310	2410	2510	2610
B	98	198	98	198	98	198	98	198	98	198	98	198	98	198	98	198	98	198	98	198	98
A	2	2	3	3	4	4	5	5	6	6	7	7	8	8	9	9	10	10	11	11	12
N	8	8	10	10	12	12	14	14	16	16	18	18	20	20	22	22	24	24	26	26	28
重量 Weight (kg)	18.3	21.3	24.3	27.3	30.3	33.3	36.3	39.3	42.3	45.3	48.3	51.3	54.3	57.3	60.3	63.3	66.3	69.3	72.3	75.3	78.3

DM 馬達下側間接按裝 Motor Downside Parallel Installation

單位 Unit: mm

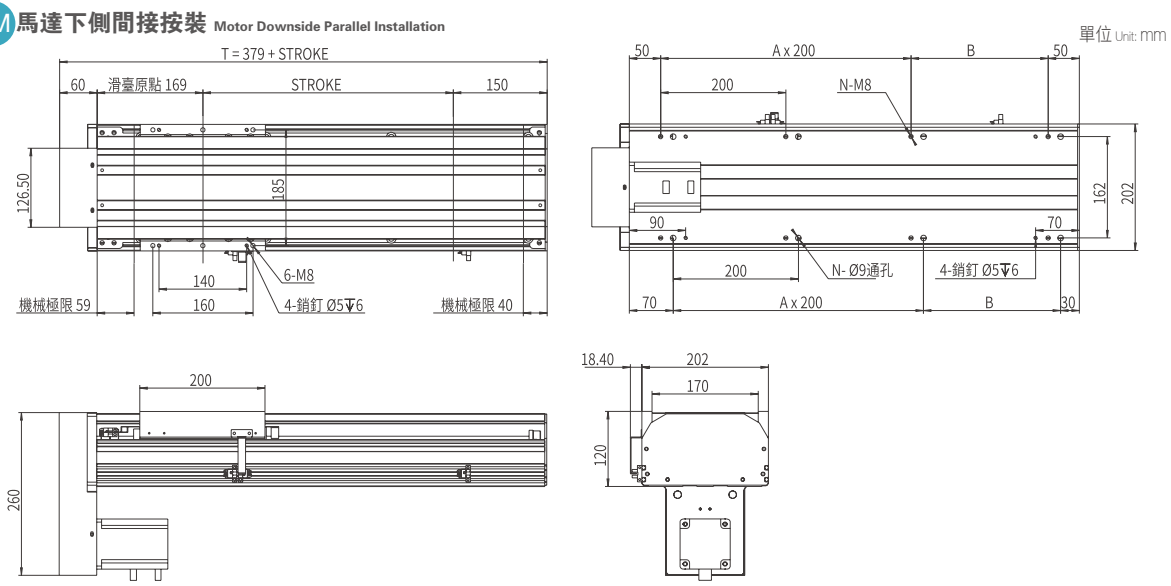

行程 Stroke	200	300	400	500	600	700	800	900	1000	1100	1200	1300	1400	1500	1600	1700	1800	1900	2000	2100	2200
T	579	679	779	879	979	1079	1179	1279	1379	1479	1579	1679	1779	1879	1979	2079	2179	2279	2379	2479	2579
B	219	119	219	119	219	119	219	119	219	119	219	119	219	119	219	119	219	119	219	119	219
A	1	2	2	3	3	4	4	5	5	6	6	7	7	8	8	9	9	10	10	11	11
N	6	8	8	10	10	12	12	14	14	16	16	18	18	20	20	22	22	24	24	26	26
重量 Weight (kg)	19.5	22.5	25.5	28.5	31.5	34.5	37.5	40.5	43.5	46.5	49.5	52.5	55.5	58.5	61.5	64.5	67.5	70.5	73.5	76.5	79.5

馬達左側間接安裝/馬達右側間接安裝
Motor Leftside Parallel Installation / Motor Rightside Parallel Installation

LM 馬達左側間接安裝 Motor Leftside Parallel Installation

單位 Unit: mm

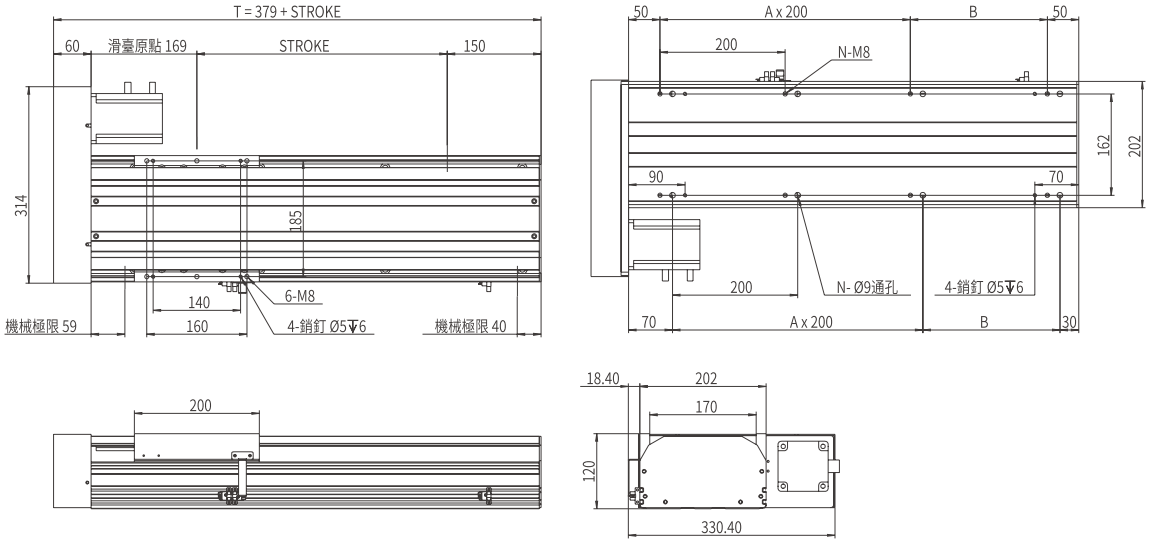

行程 Stroke	200	300	400	500	600	700	800	900	1000	1100	1200	1300	1400	1500	1600	1700	1800	1900	2000	2100	2200
T	579	679	779	879	979	1079	1179	1279	1379	1479	1579	1679	1779	1879	1979	2079	2179	2279	2379	2479	2579
B	219	119	219	119	219	119	219	119	219	119	219	119	219	119	219	119	219	119	219	119	219
A	1	2	2	3	3	4	4	5	5	6	6	7	7	8	8	9	9	10	10	11	11
N	6	8	8	10	10	12	12	14	14	16	16	18	18	20	20	22	22	24	24	26	26
重量 Weight (kg)	19.5	22.5	25.5	28.5	31.5	34.5	37.5	40.5	43.5	46.5	49.5	52.5	55.5	58.5	61.5	64.5	67.5	70.5	73.5	76.5	79.5

RM 馬達右側間接安裝 Motor Rightside Parallel Installation

單位 Unit: mm

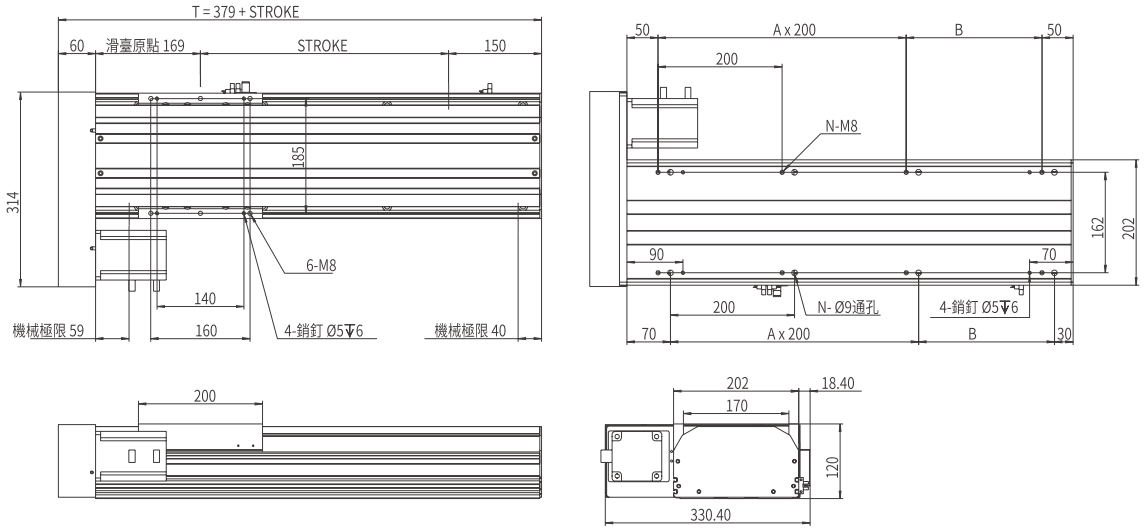

行程 Stroke	200	300	400	500	600	700	800	900	1000	1100	1200	1300	1400	1500	1600	1700	1800	1900	2000	2100	2200
T	579	679	779	879	979	1079	1179	1279	1379	1479	1579	1679	1779	1879	1979	2079	2179	2279	2379	2479	2579
B	219	119	219	119	219	119	219	119	219	119	219	119	219	119	219	119	219	119	219	119	219
A	1	2	2	3	3	4	4	5	5	6	6	7	7	8	8	9	9	10	10	11	11
N	6	8	8	10	10	12	12	14	14	16	16	18	18	20	20	22	22	24	24	26	26
重量 Weight (kg)	19.5	22.5	25.5	28.5	31.5	34.5	37.5	40.5	43.5	46.5	49.5	52.5	55.5	58.5	61.5	64.5	67.5	70.5	73.5	76.5	79.5

本圖面僅供參考用途，實際尺寸皆以實際提供之2D/3D圖紙為準 This drawing is for reference only. The actual dimensions are based on the actual 2D / 3D drawings provided.

MEMO

滑台系列

AMCSD Series

日規全密式螺杆直線模组

JP. SEALED SPINDLE AXES LINEAR MODULE

CONTENTS

無塵環境 / 螺杆式樣 Dustproof/Ball Screw

AMCSW-70D	本體寬度 Width	70mm
	最大行程 Max.stroke	1000mm
	最大荷重 Max.payload	15KG
AMCSW-100D	本體寬度 Width	100mm
	最大行程 Max.stroke	1000mm
	最大荷重 Max.payload	30KG
AMCSW-134D	本體寬度 Width	134mm
	最大行程 Max.stroke	1500mm
	最大荷重 Max.payload	80KG
AMCSW-178D	本體寬度Width	178mm
	最大行程Max.stroke	2000mm
	最大荷重Max.payload	110KG
AMCSW-202D	本體寬度Width	202mm
	最大行程Max.stroke	2000mm
	最大荷重Max.payload	140KG

JP 日規全密式螺杆直線模組

JP. SEALED SPINDLE AXES LINEAR MODULE

AMCS-70D

滑台安裝方式
Assembly Position

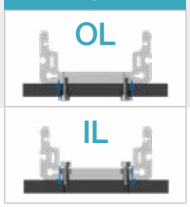

此圖僅供參考，出貨規格詳見尺寸圖面
The picture is just for the reference. Please check the the actual dimensions on the drawing.

型號表示方式 Ordering Method

AMCS - 70D - L10 - 500 - OL - CM - M40 - O3 - 0000

本體型號 Model

特注式樣
Special Order No.

行程 Stroke

100-1000mm

100間隔 100 mm Pitch

※行程50限定只能安裝2組光電。
Limitations while stroke is 50 only install 2 sets of optoelectronics.

模組寬度 Module width

70	70mm
D	防塵型 Dustproof type

導程 Lead

5	5mm
10	10mm
20	20mm

锁位 Assembly Position

OL	外鎖 Outside
IL	內鎖 Inside

馬達安裝位置 Motor Position

CM	直接安裝 Direct Installation
DM	下側間接 Downside Parallel
LM	左側間接 Leftside Parallel
RM	右側間接 Rightside Parallel

馬達廠牌、功率 Motor Brand、Power Output

M	三菱 Mitsubishi	20	200W
P	松下 Yaskawa	40	400W
T	台達 Delta	75	-
J	杰美康 Jiemeikang	1.0	-
H	匯川 Inovance	2.0	-

感應器 Limit Sensor

外掛型
Out Side

3	3只 3 PCS
4	4只 4 PCS
無SENSOR No Sensor	

產品基本規格 Specification

馬達輸出 Motor Power (W)		200/400		
額定扭矩 Torque (Nm)		0.64/1.27		
螺桿等級 Ball Screw Level		C7轉造 / C5研磨 Rolled Ball Screw / Ground Ball Screw		
重複定位精度 Rep. Accuracy (mm)		±0.01 / ±0.005		
螺桿規格 Ball Screw Spec.	Φ16	05	10	20
額定推力 Nominal Thrust (N)	200W	680	340	170
	400W	1360	680	340
最高速度 Max. Speed (mm/s)		250	500	1000
行程範圍 Stroke Range (mm)		100...1000 / 100 間隔 Pitch		

最大負載值 Max. Load (kg)	水平 Horizontal	20	20	15
	側掛 Sidehang	12	12	8
	垂直 Vertical	8	8	5
導軌規格 Guide Spec.		W24×H8.5		
光電開關 Optical Proximity Sensor		PM-L45		

光電開關接綫圖 Optiacal Proximity Sensor Wiring Diagram

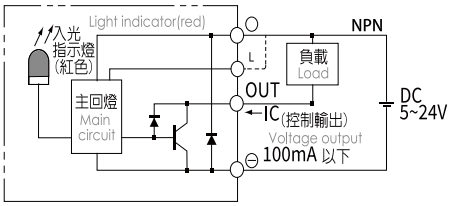

容許負載力距表 Allowable Overhang

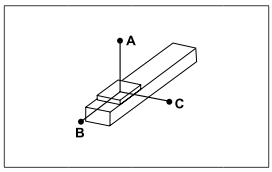

(單位 Unit : mm)

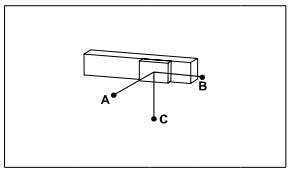

(單位 Unit : mm)

水平安裝 Horizontal Installation		A	B	C
導程 10 Lead	5kg	290	155	130
	10kg	165	70	60
	12kg	95	35	25

側掛安裝 Sidehang Installation		A	B	C
導程 10 Lead	5kg	100	120	240
	10kg	40	55	120
	12kg	9	15	60

※力距表所表示的數據，代表重心。
The torque value in the chart indicate the center of gravity。
※倒吊使用無法套用標準規範，如有需求請洽詢我司業務。
Data information is not for ceiling-mount inverse use.Contact us for the details if you want to apply ceiling-mount inverse usage.

靜態容許負載力矩 Static Loading Moment

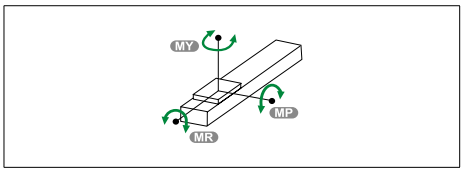

(單位 Unit : N.m)

MY	20
MP	10
MR	10

常用伺服電機尺寸參考數據 Common servo motor size reference data

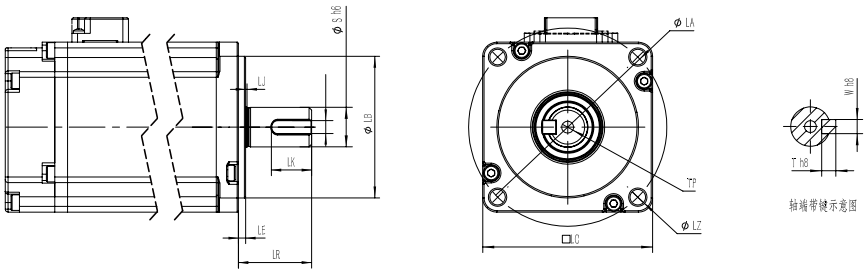

功率(W) Power Output	品牌 Motor Brand	識別代號 Identification code	S	LR	LA	W	LZ	LB	LE
200W	三菱 Mitsubishi	M	14	30	70	5	M5	50	3
200W	松下 Yaskawa	P	11	30	70	4（深2.5）	M4	50	3
200W	台達 Delta	T	11	30	70	4（深3.0）	M5	50	3
200W	杰美康 Jiemeikang	J	14	30	70	5	M5	50	3
200W	匯川 Inovance	H	11	30	70	5	M5	50	3
400W	三菱 Mitsubishi	M	14	30	70	5	M5	50	3
400W	松下 Yaskawa	P	14	30	70	5（深3.0）	M4	50	3
400W	台達 Delta	T	14	30	70	5（深3.0）	M5	50	3
400W	杰美康 Jiemeikang	J	14	30	70	5	M5	50	3
400W	匯川 Inovance	H	14	30	70	5	M5	50	3

馬達直接安裝/馬達下側間接按裝
Motor Direct Installation / Motor Downside Parallel Installation

CM 馬達直接安裝 Motor Direct Installation

單位 Unit: mm

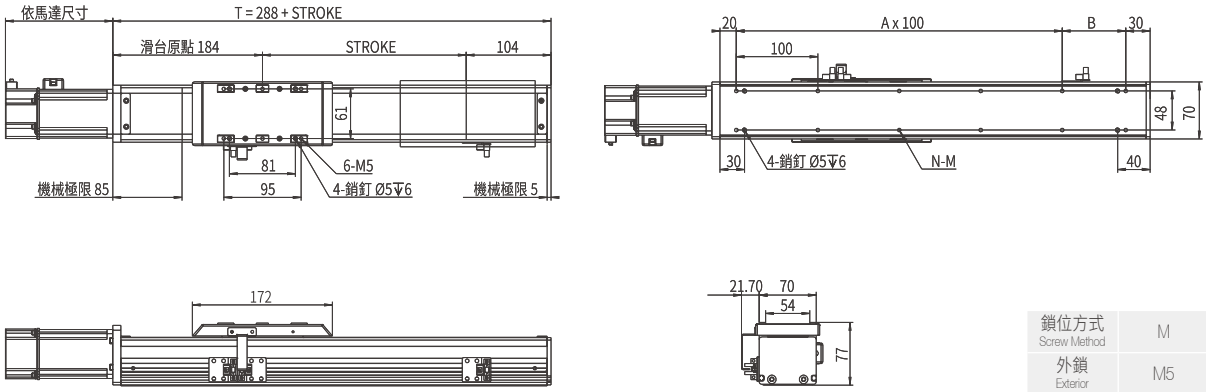

鎖位方式 Screw Method	M
外鎖 Exterior	M5
內鎖 Interior	Φ5.5

行程 Stroke	100	150	200	250	300	350	400	500	600	700
T	388	438	488	538	588	638	688	788	888	988
B	28	78	28	78	28	78	28	28	28	28
A	3	3	4	4	5	5	6	7	8	9
N	10	10	12	12	14	14	16	18	20	22
重量 Weight (kg)	4.9	5.3	5.7	6.1	6.5	6.9	7.3	8.1	8.9	9.7

DM 馬達下側間接按裝 Motor Downside Parallel Installation

單位 Unit: mm

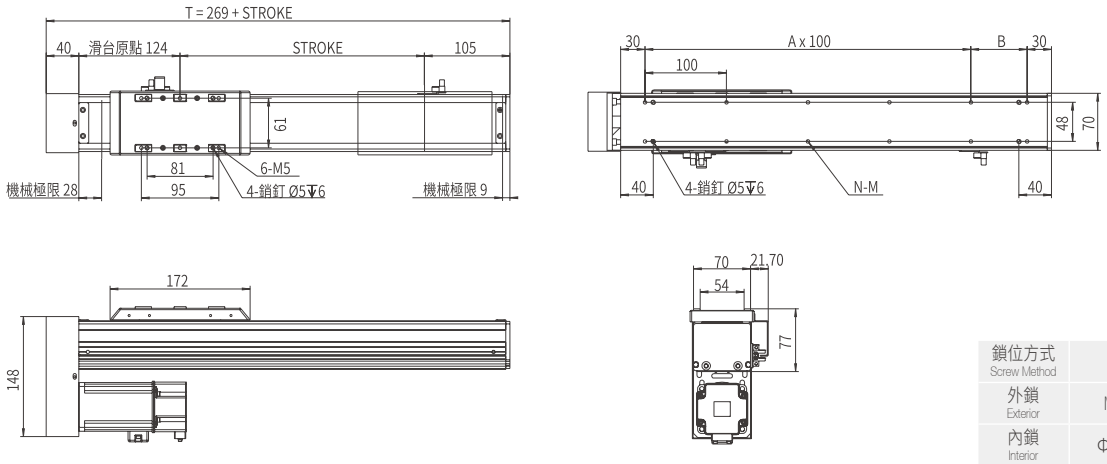

鎖位方式 Screw Method	M
外鎖 Exterior	M5
內鎖 Interior	Φ5.5

行程 Stroke	100	150	200	250	300	350	400	500	600	700
T	369	419	469	519	569	619	669	769	869	969
B	69	119	69	119	69	119	69	69	69	69
A	2	2	3	3	4	4	5	6	7	8
N	8	8	10	10	12	12	14	16	18	20
重量 Weight (kg)	5.4	5.8	6.2	6.6	7	7.4	7.8	8.6	9.4	10.2

馬達左側間接安裝/馬達右側間接安裝
Motor Leftside Parallel Installation / Motor Rightside Parallel Installation

LM 馬達左側間接安裝 Motor Leftside Parallel Installation

單位 Unit: mm

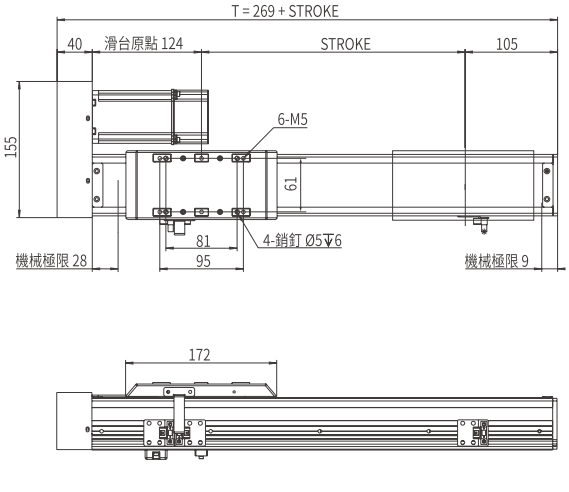

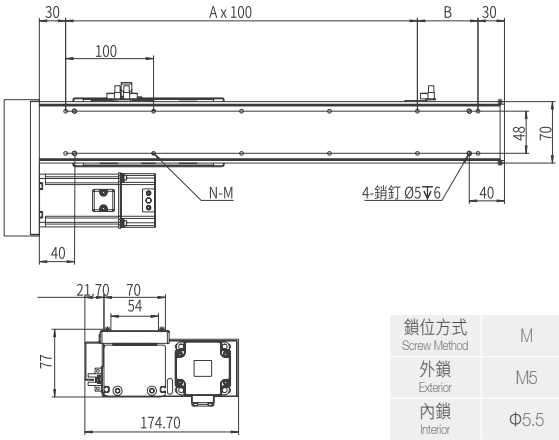

鎖位方式 Screw Method	M
外鎖 Exterior	M5
內鎖 Interior	Φ5.5

行程 Stroke	100	150	200	250	300	350	400	500	600	700
T	369	419	469	519	569	619	669	769	869	969
B	69	119	69	119	69	119	69	69	69	69
A	2	2	3	3	4	4	5	6	7	8
N	8	8	10	10	12	12	14	16	18	20
重量 Weight (kg)	5.4	5.8	6.2	6.6	7	7.4	7.8	8.6	9.4	10.2

RM 馬達右側間接安裝 Motor Rightside Parallel Installation

單位 Unit: mm

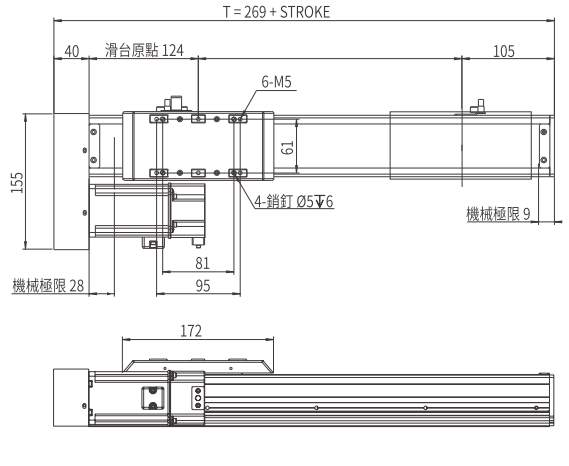

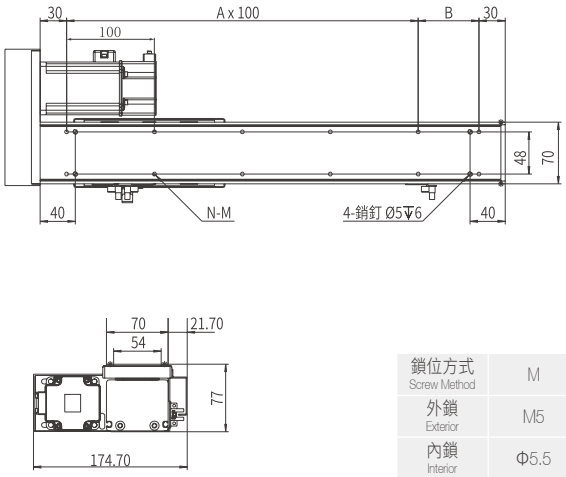

鎖位方式 Screw Method	M
外鎖 Exterior	M5
內鎖 Interior	Φ5.5

行程 Stroke	100	150	200	250	300	350	400	500	600	700
T	369	419	469	519	569	619	669	769	869	969
B	69	119	69	119	69	119	69	69	69	69
A	2	2	3	3	4	4	5	6	7	8
N	8	8	10	10	12	12	14	16	18	20
重量 Weight (kg)	5.4	5.8	6.2	6.6	7	7.4	7.8	8.6	9.4	10.2

本圖面僅供參考用途，實際尺寸皆以實際提供之2D/3D圖紙為準 This drawing is for reference only. The actual dimensions are based on the actual 2D / 3D drawings provided.

JP 日規全密式螺杆直線模組

JP. SEALED SPINDLE AXES LINEAR MODULE

AMCS-100D

滑台安裝方式
Assembly Position

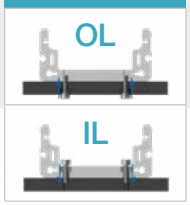

此圖僅供參考，出貨規格詳見尺寸圖面
The picture is just for the reference. Please check the the actual dimensions on the drawing.

型號表示方式 Ordering Method

AMCS - 100D - L10 - 500 - OL - CM - M40 - O3 - 0000

本體型號 Model

特注式樣
Special Order No.

行程
Stroke

100-1000mm
100間隔 100 mm Pitch

※行程50限定只能安裝2組光電。
Limitations while stroke is 50 only install 2 sets of optoelectronics.

模組寬度
Module width

100	100mm
D	防塵型 Dustproof type

導程
Lead

5	5mm
10	10mm
20	20mm

锁位
Assembly Position

OL	外鎖 Outside
IL	內鎖 Inside

馬達安裝位置
Motor Position

CM	直接安裝 Direct Installation
DM	下側間接 Downside Parallel
LM	左側間接 Leftside Parallel
RM	右側間接 Rightside Parallel

馬達廠牌、功率
Motor Brand、Power Output

M	三菱 Mitsubishi	20	200W
P	松下 Yaskawa	40	400W
T	台達 Delta	75	-
J	杰美康 Jiemeikang	1.0	-
H	匯川 Inovance	2.0	-

感應器
Limit Sensor

外掛型 Out Side	
3	3只 3 PCS
4	4只 4 PCS
無SENSOR No Sensor	

產品基本規格 Specification

馬達輸出 Motor Power (W)		200/400		
額定扭矩 Torque (Nm)		0.64/1.27		
螺桿等級 Ball Screw Level		C7轉造 / C5研磨 Rolled Ball Screw / Ground Ball Screw		
重複定位精度 Rep. Accuracy (mm)		±0.01 / ±0.005		
螺桿規格 Ball Screw Spec.	Φ16	05	10	20
額定推力 Nominal Thrust (N)	200W	680	340	170
	400W	1360	680	340
最高速度 Max. Speed (mm/s)		250	500	1000
行程範圍 Stroke Range (mm)		100...1000 / 100 間隔 Pitch		

最大負載值 Max. Load (kg)	水平 Horizontal	30	30	15
	側掛 Sidehang	15	15	8
	垂直 Vertical	10	10	5
導軌規格 Guide Spec.		W15×H12.5		
光電開關 Optical Proximity Sensor		PM-L45		

光電開關接綫圖 Optiacal Proximity Sensor Wiring Diagram

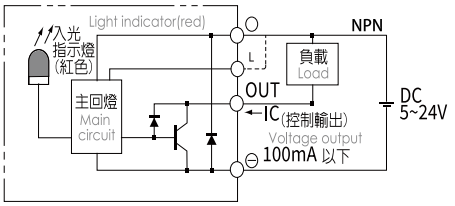

容許負載力距表 Allowable Overhang

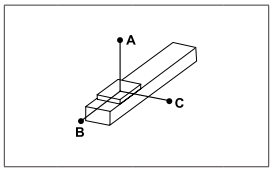

(單位 Unit : mm)

水平安裝 Horizontal Installation		A	B	C
導程 5 Lead	15kg	1600	330	230
	18kg	1300	250	180
	25kg	1200	200	150
導程 10 Lead	7kg	1100	470	360
	11kg	800	300	230
	18kg	700	220	160
導程 15 Lead	2kg	1800	850	800
	5kg	650	490	450
	8kg	400	310	250

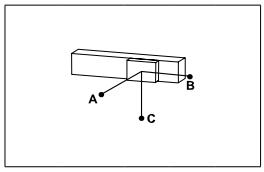

(單位 Unit : mm)

側掛安裝 Sidehang Installation		A	B	C
導程 5 Lead	42kg	40	60	700
	56kg	8	12	350
	-	-	-	-
導程 10 Lead	14kg	280	340	1040
	28kg	120	160	690
	28kg	30	40	400
導程 15 Lead	4kg	550	500	940
	7kg	290	270	530
	11kg	120	130	300

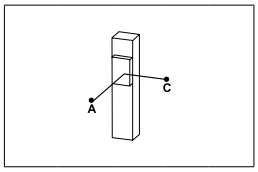

(單位 Unit : mm)

垂直安裝 Vertical Installation		A	B	C
導程 5 Lead	11kg	450	210	150
	15kg	350	170	110
	18kg	280	140	90
導程 10 Lead	3kg	1100	550	400
	7kg	730	380	270
	11kg	540	280	200
導程 15 Lead	1kg	950	580	490
	2kg	680	390	420
	3kg	500	290	240

靜態容許負載力矩 Static Loading Moment

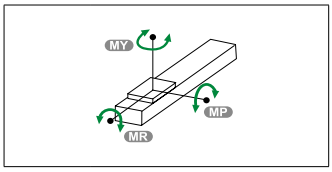

(單位 Unit :N.m)

MY	53
MP	35
MR	35

※力距表所表示的數據，代表重心。
The torque value in the chart indicate the center of gravity。
※倒吊使用無法套用標準規範，如有需求請洽詢我司業務。
Data information is not for ceiling-mount inverse use.Contact us for the details if you want to apply ceiling-mount inverse usage.

常用伺服電機尺寸參考數據 Common servo motor size reference data

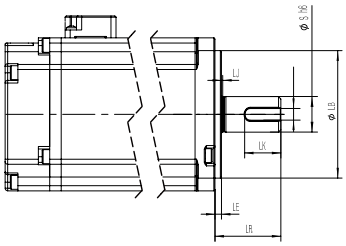

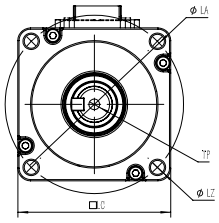

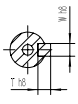

軸端帶鍵示意圖

功率(W) Power Output	品牌 Motor Brand	識別代號 Identification code	S	LR	LA	W	LZ	LB	LE
200W	三菱 Mitsubishi	M	14	30	70	5	M5	50	3
200W	松下 Yaskawa	P	11	30	70	4（深2.5）	M4	50	3
200W	台達 Delta	T	11	30	70	4（深3.0）	M5	50	3
200W	杰美康 Jiemeikang	J	14	30	70	5	M5	50	3
200W	匯川 Inovance	H	11	30	70	5	M5	50	3
400W	三菱 Mitsubishi	M	14	30	70	5	M5	50	3
400W	松下 Yaskawa	P	14	30	70	5（深3.0）	M4	50	3
400W	台達 Delta	T	14	30	70	5（深3.0）	M5	50	3
400W	杰美康 Jiemeikang	J	14	30	70	5	M5	50	3
400W	匯川 Inovance	H	14	30	70	5	M5	50	3

馬達直接安裝/馬達下側間接按裝
Motor Direct Installation / Motor Downside Parallel Installation

CM 馬達直接安裝 Motor Direct Installation

單位 Unit: mm

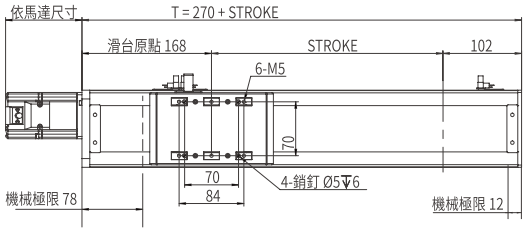

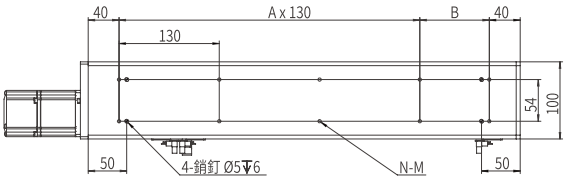

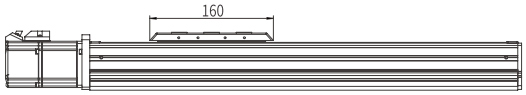

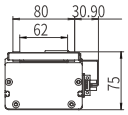

鎖位方式 Screw Method	M
外鎖 Exterior	M5
內鎖 Interior	Φ5.5

行程 Stroke	100	150	200	250	300	350	400	500	600	700	800
T	370	420	470	520	570	620	670	770	870	970	1070
B	20	70	120	40	90	140	60	30	130	100	70
A	2	2	2	3	3	3	4	5	5	6	7
N	8	8	8	10	10	10	12	14	14	16	18
重量 Weight (kg)	7	7.5	8	8.5	9	9.5	10	11	12	13	14

DM 馬達下側間接按裝 Motor Downside Parallel Installation

單位 Unit: mm

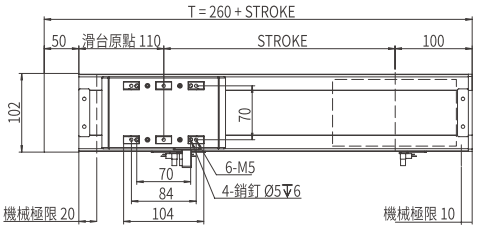

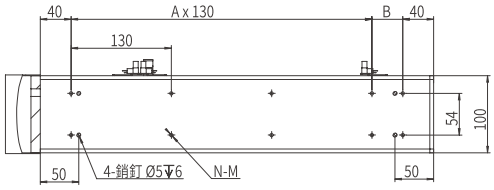

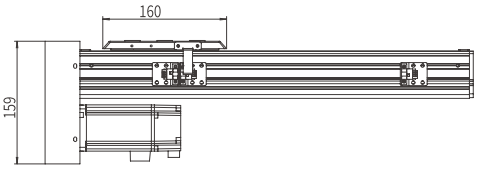

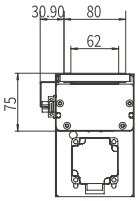

鎖位方式 Screw Method	M
外鎖 Exterior	M5
內鎖 Interior	Φ5.5

行程 Stroke	100	150	200	250	300	350	400	500	600	700	800
T	360	410	460	510	560	610	660	760	860	960	1060
B	100	150	70	120	40	90	140	110	80	50	150
A	1	1	2	2	3	3	3	4	5	6	6
N	6	6	8	8	10	10	10	12	14	16	16
重量 Weight (kg)	7	7.5	8	8.5	9	9.5	10	11	12	13	14

馬達左側間接安裝/馬達右側間接安裝
Motor Leftside Parallel Installation / Motor Rightside Parallel Installation

LM 馬達左側間接安裝 Motor Leftside Parallel Installation

單位 Unit: mm

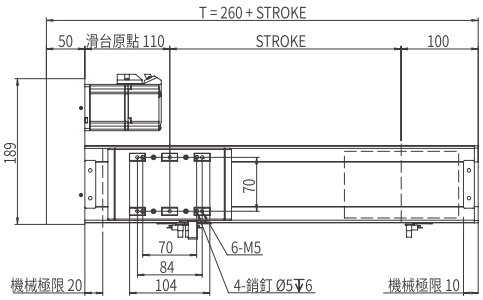

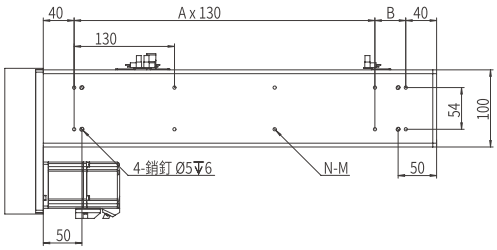

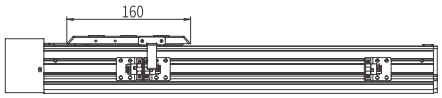

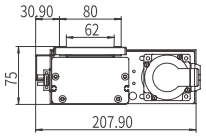

鎖位方式 Screw Method	M
外鎖 Exterior	M5
內鎖 Interior	Φ5.5

行程 Stroke	100	150	200	250	300	350	400	500	600	700	800
T	360	410	460	510	560	610	660	760	860	960	1060
B	100	150	70	120	40	90	140	110	80	50	150
A	1	1	2	2	3	3	3	4	5	6	6
N	6	6	8	8	10	10	10	12	14	16	16
重量 Weight (kg)	7	7.5	8	8.5	9	9.5	10	11	12	13	14

RM 馬達右側間接安裝 Motor Rightside Parallel Installation

單位 Unit: mm

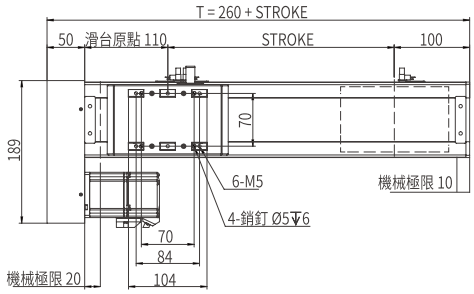

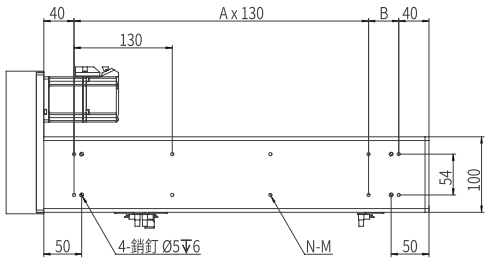

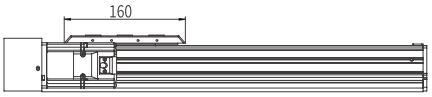

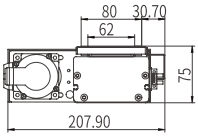

鎖位方式 Screw Method	M
外鎖 Exterior	M5
內鎖 Interior	Φ5.5

行程 Stroke	100	150	200	250	300	350	400	500	600	700	800
T	360	410	460	510	560	610	660	760	860	960	1060
B	100	150	70	120	40	90	140	110	80	50	150
A	1	1	2	2	3	3	3	4	5	6	6
N	6	6	8	8	10	10	10	12	14	16	16
重量 Weight (kg)	7	7.5	8	8.5	9	9.5	10	11	12	13	14

本圖面僅供參考用途，實際尺寸皆以實際提供之2D/3D圖紙為準 This drawing is for reference only. The actual dimensions are based on the actual 2D / 3D drawings provided.

JP 日規全密式螺杆直線模組

JP. SEALED SPINDLE AXES LINEAR MODULE

AMCS-134D



滑台安裝方式
Assembly Position

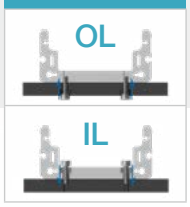

此圖僅供參考，出貨規格詳見尺寸圖面
The picture is just for the reference. Please check the the actual dimensions on the drawing.

型號表示方式 Ordering Method

AMCS - 134D - L10 - 500 - OL - CM - M40 - O3 - 0000

本體型號 Model

特注式樣
Special Order No.

行程 Stroke

100-1500mm
100間隔 100 mm Pitch

※行程50限定只能安裝2組光電。
Limitations while stroke is 50 only install 2 sets of optoelectronics.

模組寬度 Module width

134	134mm
D	防塵型 Dustproof type

導程 Lead

5	5mm
10	10mm
20	20mm
40	40mm

锁位 Assembly Position

OL	外鎖 Outside
IL	內鎖 Inside

馬達安裝位置 Motor Position

CM	直接安裝 Direct Installation
DM	下側間接 Downside Parallel
LM	左側間接 Leftside Parallel
RM	右側間接 Rightside Parallel

馬達廠牌、功率 Motor Brand、Power Output

M	三菱 Mitsubishi	20	-
P	松下 Yaskawa	40	400W
T	台達 Delta	75	-
J	杰美康 Jiemeikang	1.0	-
H	匯川 Inovance	2.0	-

感應器 Limit Sensor

	外掛型 Out Side
3	3只 3 PCS
4	4只 4 PCS
	無SENSOR No Sensor

產品基本規格 Specification

馬達輸出 Motor Power (W)		400			
額定扭矩 Torque (Nm)		1.27			
螺桿等級 Ball Screw Level		C7轉造 / C5研磨 Rolled Ball Screw / Ground Ball Screw			
重複定位精度 Rep. Accuracy (mm)		±0.01 / ±0.005			
螺桿規格 Ball Screw Spec.	Φ20	05	10	20	40
額定推力 Nominal Thrust (N)		1360	680	340	170
最高速度 Max. Speed (mm/s)		250	500	1000	2000
行程範圍 Stroke Range (mm)		100...1500 / 50 間隔 Pitch			

最大負載值 Max. Load (kg)	水平 Horizontal	85	70	40	30
	側掛 Sidehang	40	35	20	15
	垂直 Vertical	20	15	10	8
導軌規格 Guide Spec.		W15×H12.5			
光電開關 Optical Proximity Sensor		PM-L45			

光電開關接綫圖 Optiacal Proximity Sensor Wiring Diagram

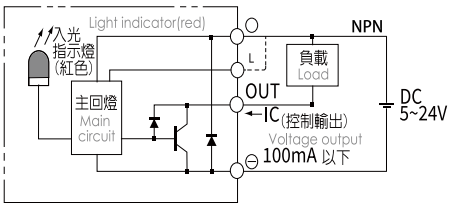

容許負載力距表 Allowable Overhang

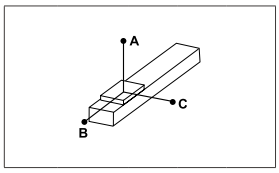

(單位 Unit : mm)

水平安裝 Horizontal Installation		A	B	C
導程 5 Lead	20kg	1600	330	230
	25kg	1300	250	180
	35kg	1200	200	150
導程 10 Lead	10kg	1100	470	360
	15kg	800	300	230
	25kg	700	220	160
導程 20/40 Lead	3kg	1800	850	800
	6kg	650	490	450
	12kg	400	310	250

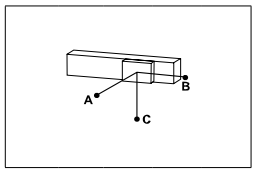

(單位 Unit : mm)

側掛安裝 Sidehang Installation		A	B	C
導程 5 Lead	60kg	40	60	700
	80kg	8	12	350
	-	-	-	-
導程 10 Lead	20kg	280	340	1040
	40kg	120	160	690
	60kg	30	40	400
導程 20/40 Lead	5kg	550	500	940
	10kg	290	270	530
	15kg	120	130	300

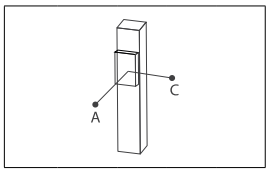

(單位 Unit : mm)

垂直安裝 Vertical Installation		A	B	C
導程 5 Lead	15kg	450	210	150
	20kg	350	170	110
	25kg	280	140	90
導程 10 Lead	5kg	1100	550	400
	10kg	730	380	270
	15kg	540	280	200
導程 20/40 Lead	1kg	1400	840	700
	2kg	960	560	470
	3kg	720	420	350

靜態容許負載力矩 Static Loading Moment

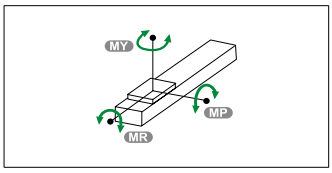

(單位 Unit :N.m)

MY	161
MP	66
MR	66

※力距表所表示的數據，代表重心。
The torque value in the chart indicate the center of gravity。
※倒吊使用無法套用標準規範，如有需求請洽詢我司業務。
Data information is not for ceiling-mount inverse use.Contact us for the details if you want to apply ceiling-mount inverse usage.

常用伺服電機尺寸參考數據 Common servo motor size reference data

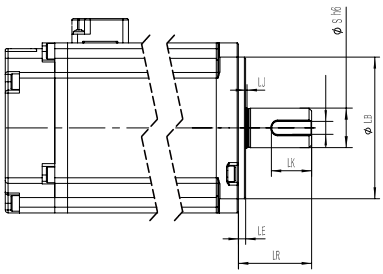

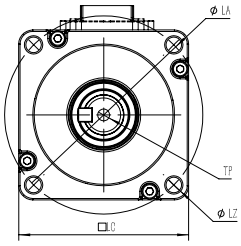

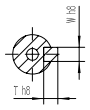

軸端帶键示意图

功率(W) Power Output	品牌 Motor Brand	識別代號 Identification code	S	LR	LA	W	LZ	LB	LE
400W	三菱 Mitsubishi	M	14	30	70	5	M5	50	3
400W	松下 Yaskawa	P	14	30	70	5（深3.0）	M4	50	3
400W	台達 Delta	T	14	30	70	5（深3.0）	M5	50	3
400W	杰美康 Jiemeikang	J	14	30	70	5	M5	50	3
400W	匯川 Inovance	H	14	30	70	5	M5	50	3

馬達直接安裝/馬達下側間接按裝
Motor Direct Installation / Motor Downside Parallel Installation

CM 馬達直接安裝 Motor Direct Installation

單位 Unit: mm

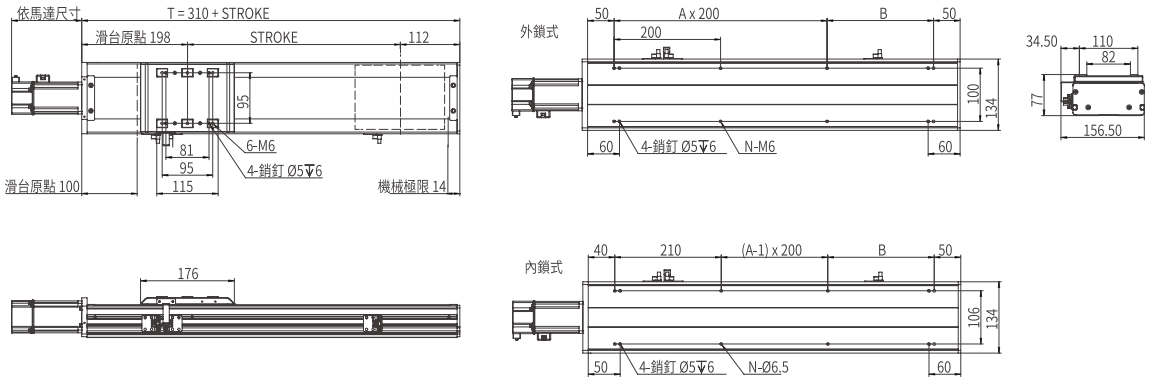

行程 Stroke	100	200	300	400	500	600	700	800	900	1000	1100	1200	1300	1400	1500
T	410	510	610	710	810	910	1010	1110	1210	1310	1410	1510	1610	1710	1810
B	100	200	100	200	100	200	100	200	100	200	100	200	100	200	100
A	1	1	2	2	3	3	4	4	5	5	6	6	7	7	8
N	6	6	8	8	10	10	12	12	14	14	16	16	18	18	20
重量 Weight (kg)	10.4	11.8	13.2	14.6	16	17.4	18.8	20.2	21.6	23	24.4	25.8	27.2	28.6	30

DM 馬達下側間接按裝 Motor Downside Parallel Installation

單位 Unit: mm

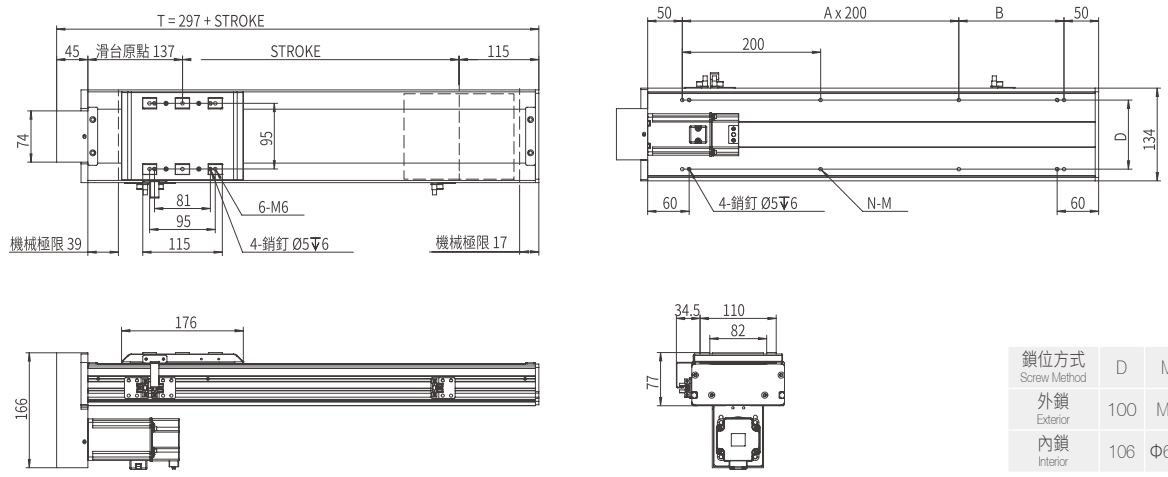

鎖位方式 Screw Method	D	M
外鎖 Exterior	100	M6
內鎖 Interior	106	Φ6.5

行程 Stroke	100	200	300	400	500	600	700	800	900	1000	1100	1200	1300	1400	1500
T	397	497	597	697	797	897	997	1097	1197	1297	1397	1497	1597	1697	1797
B	52	152	52	152	52	152	52	152	52	152	52	152	52	152	52
A	1	1	2	2	3	3	4	4	5	5	6	6	7	7	8
N	6	6	8	8	10	10	12	12	14	14	16	16	18	18	20
重量 Weight (kg)	10.4	11.8	13.2	14.6	16	17.4	18.8	20.2	21.6	23	24.4	25.8	27.2	28.6	30

馬達左側間接安裝/馬達右側間接安裝
Motor Leftside Parallel Installation / Motor Rightside Parallel Installation

LM 馬達左側間接安裝 Motor Leftside Parallel Installation

單位 Unit: mm

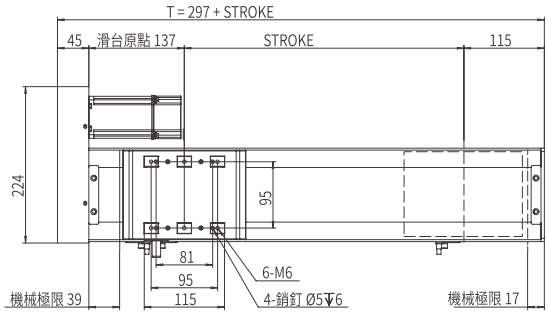

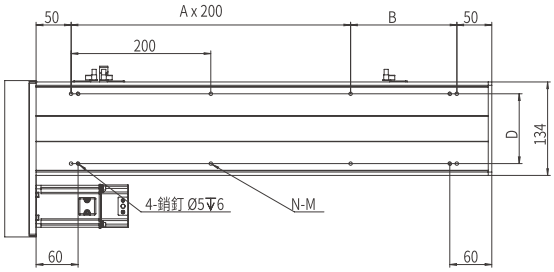

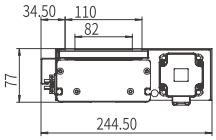

鎖位方式 Screw Method	D	M
外鎖 Exterior	100	M6
內鎖 Interior	106	Φ6.5

行程 Stroke	100	200	300	400	500	600	700	800	900	1000	1100	1200	1300	1400	1500
T	397	497	597	697	797	897	997	1097	1197	1297	1397	1497	1597	1697	1797
B	52	152	52	152	52	152	52	152	52	152	52	152	52	152	52
A	1	1	2	2	3	3	4	4	5	5	6	6	7	7	8
N	6	6	8	8	10	10	12	12	14	14	16	16	18	18	20
重量 Weight (kg)	10.4	11.8	13.2	14.6	16	17.4	18.8	20.2	21.6	23	24.4	25.8	27.2	28.6	30

RM 馬達右側間接安裝 Motor Rightside Parallel Installation

單位 Unit: mm

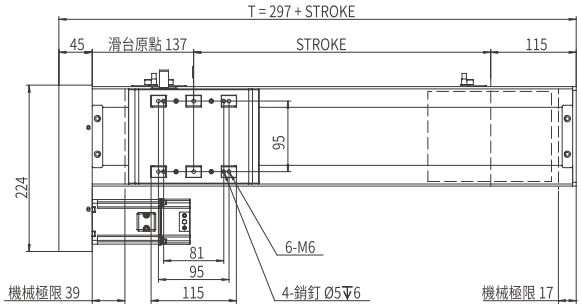

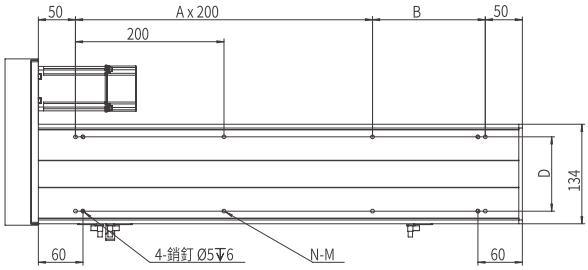

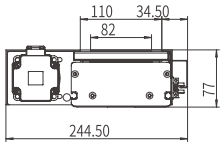

鎖位方式 Screw Method	D	M
外鎖 Exterior	100	M6
內鎖 Interior	106	Φ6.5

行程 Stroke	100	200	300	400	500	600	700	800	900	1000	1100	1200	1300	1400	1500
T	397	497	597	697	797	897	997	1097	1197	1297	1397	1497	1597	1697	1797
B	52	152	52	152	52	152	52	152	52	152	52	152	52	152	52
A	1	1	2	2	3	3	4	4	5	5	6	6	7	7	8
N	6	6	8	8	10	10	12	12	14	14	16	16	18	18	20
重量 Weight (kg)	10.4	11.8	13.2	14.6	16	17.4	18.8	20.2	21.6	23	24.4	25.8	27.2	28.6	30

本圖面僅供參考用途，實際尺寸皆以實際提供之2D/3D圖紙為準 This drawing is for reference only. The actual dimensions are based on the actual 2D / 3D drawings provided.

JP 日規全密式螺杆直線模組

JP. SEALED SPINDLE AXES LINEAR MODULE

AMCS-178D

滑台安裝方式
Assembly Position

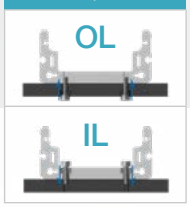

此圖僅供參考，出貨規格詳見尺寸圖面
The picture is just for the reference. Please check the the actual dimensions on the drawing.

型號表示方式 Ordering Method

AMCS - 178D - L10 - 500 - OL - CM - M75 - O3 - 0000

本體型號 Model

特注式樣
Special Order No.

行程
Stroke

100-2000mm
100間隔 100 mm Pitch

※行程50限定只能安裝2組光電。
Limitations while stroke is 50 only install 2 sets of optoelectronics.

模組寬度
Module width

178	178mm
D	防塵型 Dustproof type

導程
Lead

5	5mm
10	10mm
25	25mm

锁位
Assembly Position

OL	外鎖 Outside
IL	內鎖 Inside

馬達安裝位置
Motor Position

CM	直接安裝 Direct Installation
DM	下側間接 Downside Parallel
LM	左側間接 Leftside Parallel
RM	右側間接 Rightside Parallel

馬達廠牌、功率
Motor Brand、Power Output

M	三菱 Mitsubishi	20	-
P	松下 Yaskawa	40	-
T	台達 Delta	75	750W
J	杰美康 Jiemeikang	1.0	-
H	匯川 Inovance	2.0	-

感應器
Limit Sensor

外掛型 Out Side	
3	3只 3 PCS
4	4只 4 PCS
無SENSOR No Sensor	

產品基本規格 Specification

馬達輸出 Motor Power (W)		750		
額定扭矩 Torque (Nm)		2.39		
螺桿等級 Ball Screw Level		C7轉造 / C5研磨 Rolled Ball Screw / Ground Ball Screw		
重複定位精度 Rep. Accuracy (mm)		±0.01 / ±0.005		
螺桿規格 Ball Screw Spec.	Φ25	05	10	25
額定推力 Nominal Thrust (N)		2550	1280	510
最高速度 Max. Speed (mm/s)		250	500	1250
行程範圍 Stroke Range (mm)		100...2000 / 100 間隔 Pitch		

最大負載值 Max. Load (kg)	水平 Horizontal	120	100	70
	側掛 Sidehang	80	70	40
	垂直 Vertical	50	40	30
導軌規格 Guide Spec.		W20 X H15		
光電開關 Optical Proximity Sensor		PM-L45		

光電開關接綫圖 Optiacal Proximity Sensor Wiring Diagram

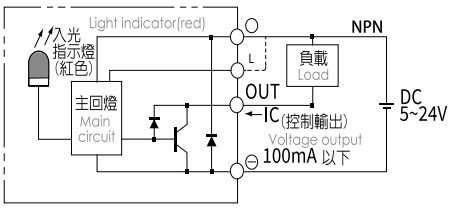

容許負載力距表 Allowable Overhang

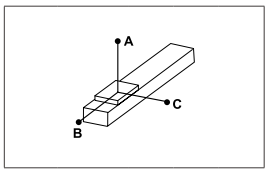

(單位 Unit : mm)

水平安裝 Horizontal Installation		A	B	C
導程 5 Lead	40kg	1000	400	580
	80kg	780	230	350
	100kg	680	185	230
導程 10 Lead	40kg	900	350	505
	80kg	710	200	300
	100kg	610	160	200
導程 25 Lead	20kg	1100	600	500
	40kg	790	370	300
	60kg	670	250	190

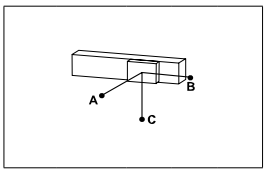

(單位 Unit : mm)

側掛安裝 Sidehang Installation		A	B	C
導程 5 Lead	40kg	380	380	1000
	80kg	190	250	740
	100kg	140	190	620
導程 10 Lead	40kg	250	310	860
	80kg	130	170	620
	100kg	90	130	500
導程 25 Lead	20kg	350	350	700
	40kg	200	205	470
	60kg	120	130	370

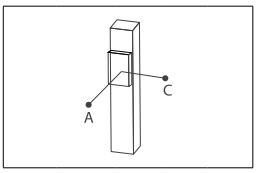

(單位 Unit : mm)

垂直安裝 Vertical Installation		A	B	C
導程 5 Lead	10kg	1200	900	1200
	20kg	710	570	710
	30kg	560	400	560
導程 10 Lead	8kg	1000	700	1000
	18kg	600	440	600
	27kg	400	300	400
導程 25 Lead	5kg	1100	850	1100
	10kg	800	550	800
	-	-	-	-

靜態容許負載力矩 Static Loading Moment

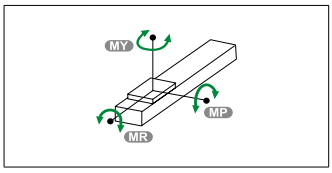

(單位 Unit : N.m)

MY	400
MP	141
MR	141

※力距表所表示的數據，代表重心。
The torque value in the chart indicate the center of gravity。
※倒吊使用無法套用標準規範，如有需求請洽詢我司業務。
Data information is not for ceiling-mount inverse use.Contact us for the details if you want to apply ceiling-mount inverse usage.

常用伺服電機尺寸參考數據 Common servo motor size reference data

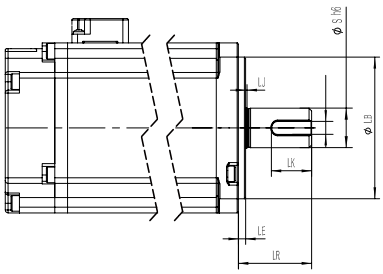

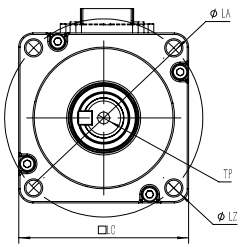

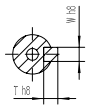

軸端帶鍵示意图

功率(W) Power Output	品牌 Motor Brand	識別代號 Identification code	S	LR	LA	W	LZ	LB	LE
750W	三菱 Mitsubishi	M	19	40	90	6	M6	70	3
750W	松下Yaskawa	P	19	35	90	6（深3.5）	M5	70	3
750W	台達Delta	T	19	35	90	6（深3.5）	M6	70	3
750W	杰美康Jiemeikang	J	19	40	90	6	M6	70	3
750W	匯川Inovance	H	19	35	90	3	M6	70	3

馬達直接安裝/馬達下側間接按裝
Motor Direct Installation / Motor Downside Parallel Installation

CM 馬達直接安裝 Motor Direct Installation

單位 Unit: mm

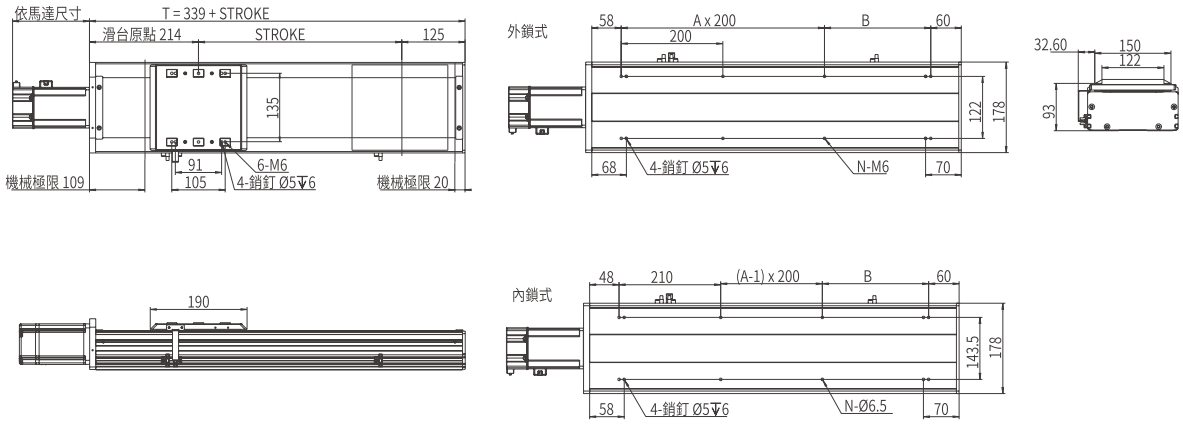

行程 Stroke	200	300	400	500	600	700	800	900	1000	1100	1200	1300	1400	1500	1600	1700	1800	1900	2000	2100	2200
T	539	639	739	839	939	1039	1139	1239	1339	1439	1539	1639	1739	1839	1939	2039	2139	2239	2339	2439	2539
B	209	109	209	109	209	109	209	109	209	109	209	109	209	109	209	109	209	109	209	109	209
A	1	2	2	3	3	4	4	5	5	6	6	7	7	8	8	9	9	10	10	11	11
N	6	8	8	10	10	12	12	14	14	16	16	18	18	20	20	22	22	24	24	26	26
重量 Weight (kg)	16	18.5	21	23.5	26	28.5	31	33.5	36	38.5	41	43.5	46	48.5	51	53.5	56	61	63.5	66	68.5

DM 馬達下側間接按裝 Motor Downside Parallel Installation

單位 Unit: mm

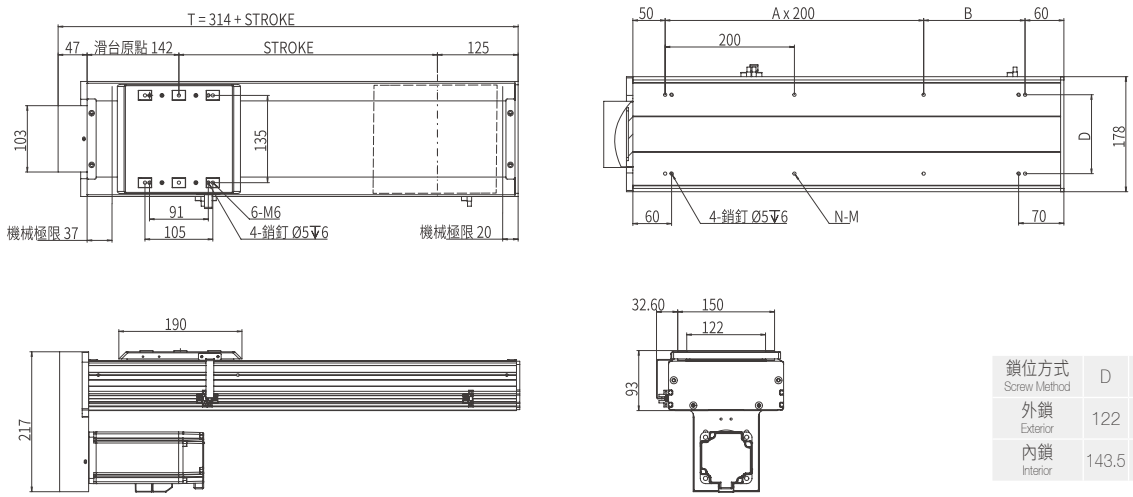

鎖位方式 Screw Method	D	M
外鎖 Exterior	122	M6
內鎖 Interior	143.5	Φ6.5

行程 Stroke	200	300	400	500	600	700	800	900	1000	1100	1200	1300	1400	1500	1600	1700	1800	1900	2000	2100	2200
T	514	614	714	814	914	1014	1114	1214	1314	1414	1514	1614	1714	1814	1914	2014	2114	2214	2314	2414	2514
B	157	57	157	57	157	57	157	57	157	57	157	57	157	57	157	57	157	57	157	57	157
A	1	2	2	3	3	4	4	5	5	6	6	7	7	8	8	9	9	10	10	11	11
N	6	8	8	10	10	12	12	14	14	16	16	18	18	20	20	22	22	24	24	26	26
重量 Weight (kg)	17.5	20	22.5	25	27.5	30	32.5	35	37.5	40	42.5	45	47.5	50	52.5	55	57.5	60	62.5	65	67.5

馬達左側間接安裝/馬達右側間接安裝
Motor Leftside Parallel Installation / Motor Rightside Parallel Installation

LM 馬達左側間接安裝 Motor Leftside Parallel Installation

單位 Unit: mm

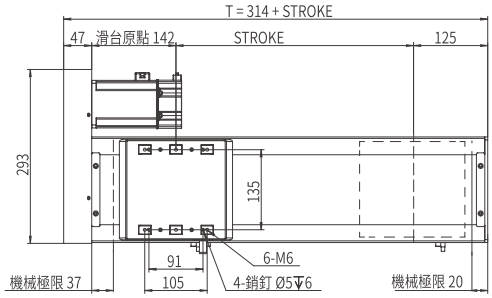

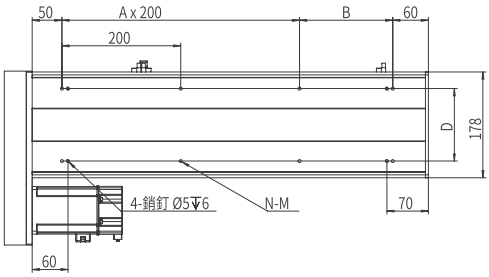

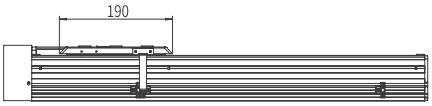

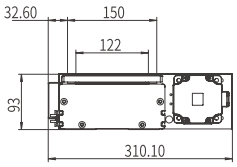

鎖位方式 Screw Method	D	M
外鎖 Exterior	122	M6
內鎖 Interior	143.5	Φ6.5

行程 Stroke	200	300	400	500	600	700	800	900	1000	1100	1200	1300	1400	1500	1600	1700	1800	1900	2000	2100	2200
T	514	614	714	814	914	1014	1114	1214	1314	1414	1514	1614	1714	1814	1914	2014	2114	2214	2314	2414	2514
B	157	57	157	57	157	57	157	57	157	57	157	57	157	57	157	57	157	57	157	57	157
A	1	2	2	3	3	4	4	5	5	6	6	7	7	8	8	9	9	10	10	11	11
N	6	8	8	10	10	12	12	14	14	16	16	18	18	20	20	22	22	24	24	26	26
重量 Weight (kg)	17.5	20	22.5	25	27.5	30	32.5	35	37.5	40	42.5	45	47.5	50	52.5	55	57.5	60	62.5	65	67.5

RM 馬達右側間接安裝 Motor Rightside Parallel Installation

單位 Unit: mm

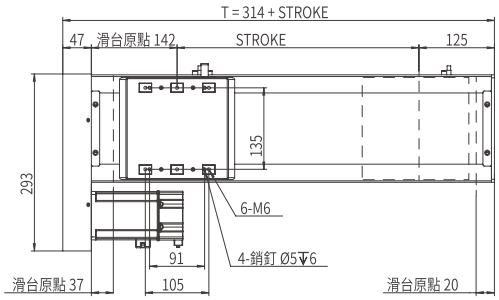

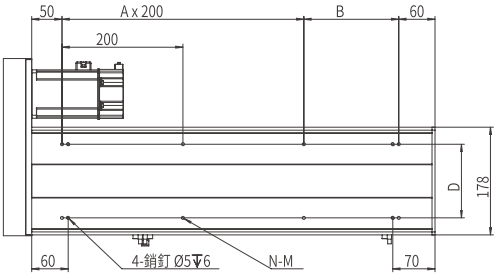

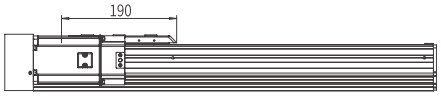

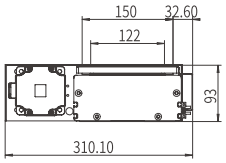

鎖位方式 Screw Method	D	M
外鎖 Exterior	122	M6
內鎖 Interior	143.5	Φ6.5

行程 Stroke	200	300	400	500	600	700	800	900	1000	1100	1200	1300	1400	1500	1600	1700	1800	1900	2000	2100	2200
T	514	614	714	814	914	1014	1114	1214	1314	1414	1514	1614	1714	1814	1914	2014	2114	2214	2314	2414	2514
B	157	57	157	57	157	57	157	57	157	57	157	57	157	57	157	57	157	57	157	57	157
A	1	2	2	3	3	4	4	5	5	6	6	7	7	8	8	9	9	10	10	11	11
N	6	8	8	10	10	12	12	14	14	16	16	18	18	20	20	22	22	24	24	26	26
重量 Weight (kg)	17.5	20	22.5	25	27.5	30	32.5	35	37.5	40	42.5	45	47.5	50	52.5	55	57.5	60	62.5	65	67.5

JP 日規全密式螺杆直線模組

JP. SEALED SPINDLE AXES LINEAR MODULE

AMCS-202D



滑台安裝方式
Assembly Position

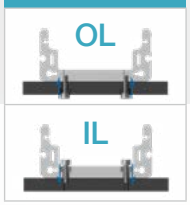

此圖僅供參考，出貨規格詳見尺寸圖面
The picture is just for the reference. Please check the the actual dimensions on the drawing.

型號表示方式 Ordering Method

AMCS - 202D - L10 - 500 - OL - CM - M75 - O3 - 0000

本體型號 Model

特注式樣
Special Order No.

行程
Stroke

100-2000mm
100間隔 100 mm Ptch
※行程50限定只能安裝2組光電。Limitations while stroke is 50 only install 2 sets of optoelectronics.

模組寬度
Module width

202	202mm
D	防塵型 Dustproof type

導程
Lead

5	5mm
10	10mm
25	25mm
32	32mm

锁位
Assembly Position

OL	外鎖 Outside
IL	內鎖 Inside

馬達安裝位置
Motor Position

CM	直接安裝 Direct Installation
DM	下側間接 Downside Parallel
LM	左側間接 Leftside Parallel
RM	右側間接 Rightside Parallel

馬達廠牌、功率
Motor Brand、Power Output

M	三菱 Mitsubishi	20	-
P	松下 Yaskawa	40	-
T	台達 Delta	75	750W
J	杰美康 Jemeikang	1.0	-
H	匯川 Inovance	2.0	-

感應器
Limit Sensor

	外掛型 Out Side
3	3只 3 PCS
4	4只 4 PCS
	無SENSOR No Sensor

產品基本規格 Specification

馬達輸出 Motor Power (W)		750			
額定扭矩 Torque (Nm)		2.39			
螺桿等級 Ball Screw Level		C7轉造 / C5研磨 Rolled Ball Screw / Ground Ball Screw			
重複定位精度 Rep. Accuracy (mm)		±0.01 / ±0.005			
螺桿規格 Ball Screw Spec.	Φ32	05	10	20	32
額定推力 Nominal Thrust (N)		2550	1280	640	400
最高速度 Max. Speed (mm/s)		250	500	1000	1600
行程範圍 Stroke Range (mm)		100...1500 / 50 間隔 Pitch			

最大負載值 Max. Load (kg)	水平 Horizontal	140	120	75	50
	側掛 Sidehang	100	80	60	30
	垂直 Vertical	70	60	30	20
導軌規格 Guide Spec.		W25 X H18			
光電開關 Optical Proximity Sensor		PM-L45			

光電開關接綫圖 Optiacal Proximity Sensor Wiring Diagram

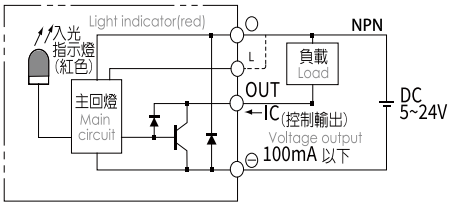

容許負載力距表 Allowable Overhang

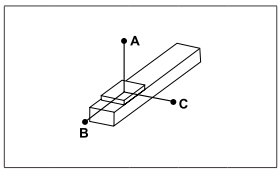

(單位 Unit : mm)

水平安裝 Horizontal Installation		A	B	C
導程 5 Lead	40kg	1000	400	580
	80kg	780	230	350
	100kg	680	185	230
導程 10 Lead	40kg	900	350	505
	80kg	710	200	300
	100kg	610	160	200
導程 25/32 Lead	20kg	1100	600	500
	40kg	790	370	300
	60kg	670	250	190

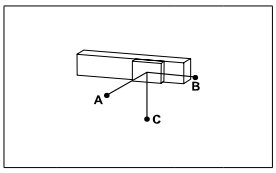

(單位 Unit : mm)

側掛安裝 Sidehang Installation		A	B	C
導程 5 Lead	40kg	380	380	1000
	80kg	190	250	740
	100kg	140	190	620
導程 10 Lead	40kg	250	310	860
	80kg	130	170	620
	100kg	90	130	500
導程 25/32 Lead	20kg	350	350	700
	40kg	200	205	470
	60kg	120	130	370

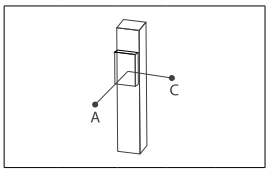

(單位 Unit : mm)

垂直安裝 Vertical Installation		A	B	C
導程 5 Lead	10kg	1200	900	1200
	20kg	710	570	710
	30kg	560	400	560
導程 10 Lead	8kg	1000	700	1000
	18kg	600	440	600
	27kg	400	300	400
導程 25/32 Lead	5kg	1100	850	1100
	10kg	800	550	800
	-	-	-	-

靜態容許負載力矩 Static Loading Moment

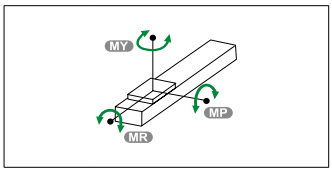

(單位 Unit : N.m)

MY	800
MP	160
MR	160

※力距表所表示的數據，代表重心。
The torque value in the chart indicate the center of gravity。
※倒吊使用無法套用標準規範，如有需求請洽詢我司業務。
Data information is not for ceiling-mount inverse use.Contact us for the details if you want to apply ceiling-mount inverse usage.

常用伺服電機尺寸參考數據 Common servo motor size reference data

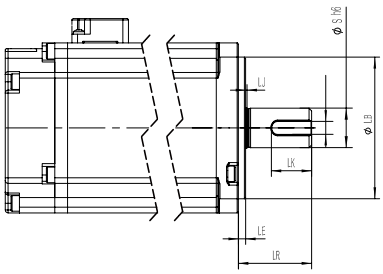

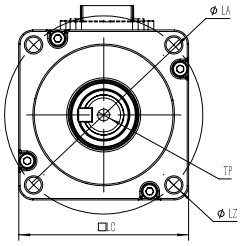

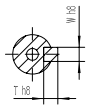

軸端帶鍵示意图

功率(W) Power Output	品牌 Motor Brand	識別代號 Identification code	S	LR	LA	W	LZ	LB	LE
750W	三菱 Mitsubishi	M	19	40	90	6	M6	70	3
750W	松下 Yaskawa	P	19	35	90	6（深3.5）	M5	70	3
750W	台達 Delta	T	19	35	90	6（深3.5）	M6	70	3
750W	杰美康 Jiemeikang	J	19	40	90	6	M6	70	3
750W	匯川 Inovance	H	19	35	90	3	M6	70	3

馬達直接安裝/馬達下側間接按裝
Motor Direct Installation / Motor Downside Parallel Installation

CM 馬達直接安裝 Motor Direct Installation

單位 Unit: mm

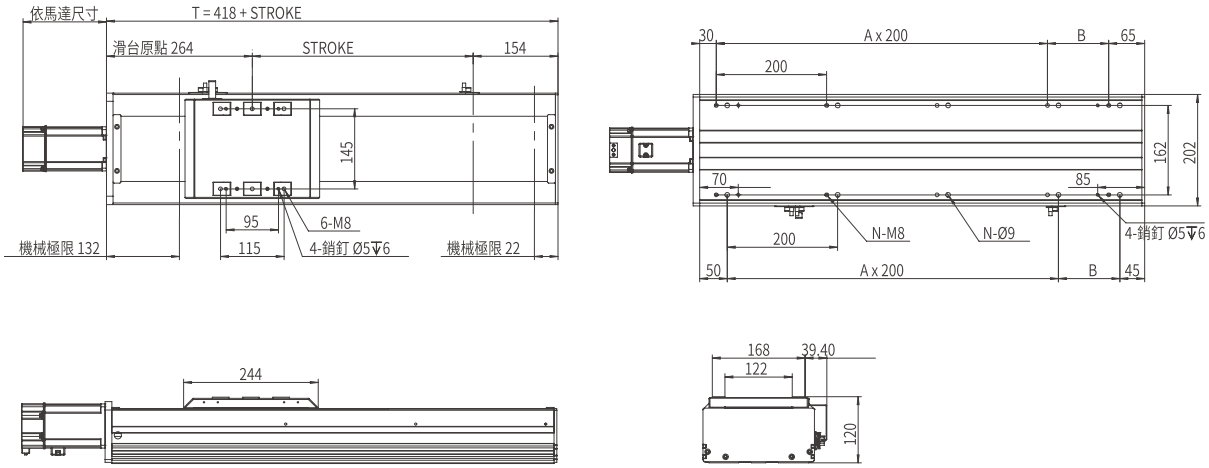

行程 Stroke	200	300	400	500	600	700	800	900	1000	1100	1200	1300	1400	1500
T	618	718	818	918	1018	1118	1218	1318	1418	1518	1618	1718	1818	1918
B	111	211	111	211	111	211	111	211	111	211	111	211	111	211
A	2	2	3	3	4	4	5	5	6	6	7	7	8	8
N	8	8	10	10	12	12	14	14	16	16	18	18	20	20
重量 Weight (kg)	18.3	21.3	24.3	27.3	30.3	33.3	36.3	39.3	42.3	45.3	48.3	51.3	54.3	57.3

DM 馬達下側間接按裝 Motor Downside Parallel Installation

單位 Unit: mm

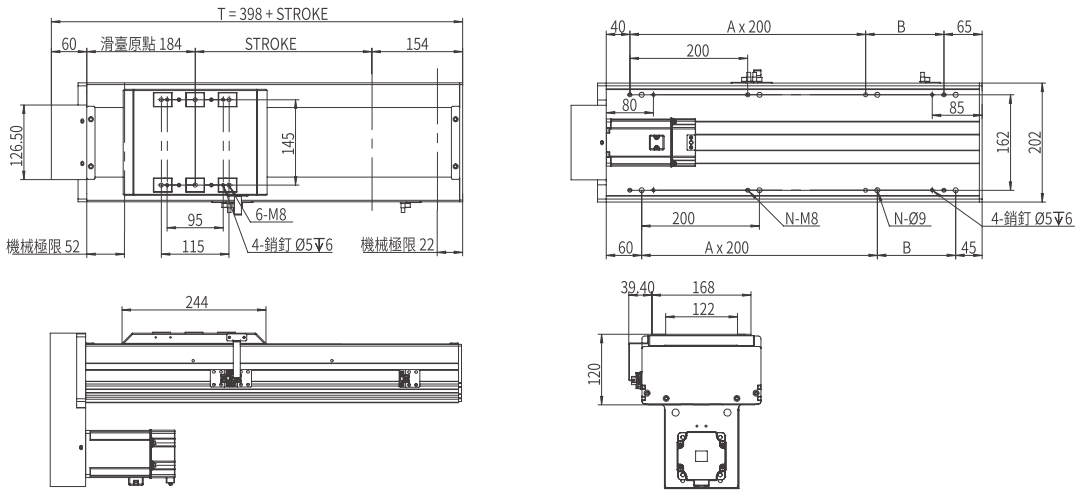

行程 Stroke	200	300	400	500	600	700	800	900	1000	1100	1200	1300	1400	1500
T	598	698	798	898	998	1098	1198	1298	1398	1498	1598	1698	1798	1898
B	233	133	233	133	233	133	233	133	233	133	233	133	233	133
A	1	2	2	3	3	4	4	5	5	6	6	7	7	8
N	6	8	8	10	10	12	12	14	14	16	16	18	18	20
重量 Weight (kg)	19.5	22.5	25.5	28.5	31.5	34.5	37.5	40.5	43.5	46.5	49.5	52.5	55.5	58.5

馬達左側間接安裝/馬達右側間接安裝
Motor Leftside Parallel Installation / Motor Rightside Parallel Installation

LM 馬達左側間接安裝 Motor Leftside Parallel Installation

單位 Unit: mm

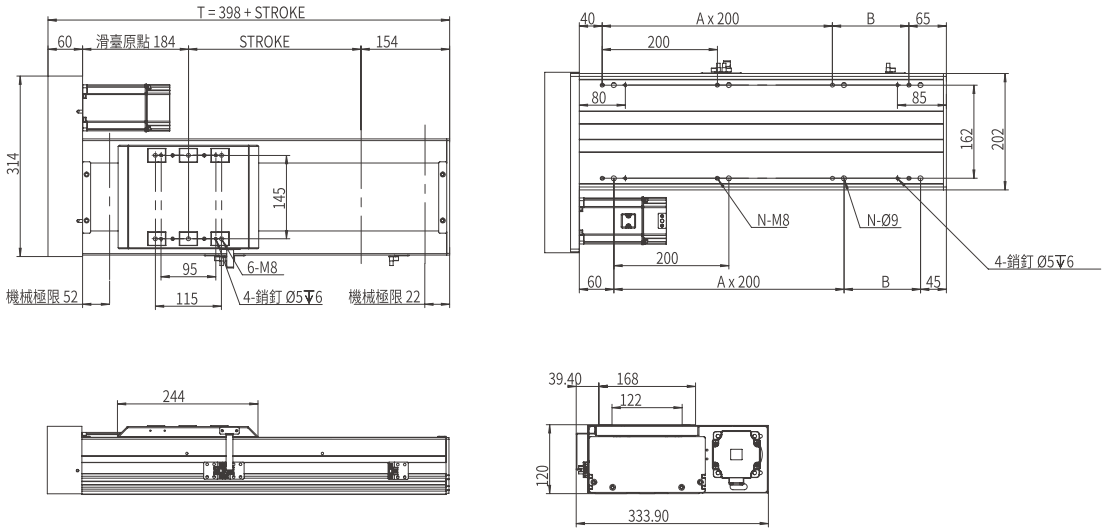

行程 Stroke	200	300	400	500	600	700	800	900	1000	1100	1200	1300	1400	1500
T	598	698	798	898	998	1098	1198	1298	1398	1498	1598	1698	1798	1898
B	233	133	233	133	233	133	233	133	233	133	233	133	233	133
A	1	2	2	3	3	4	4	5	5	6	6	7	7	8
N	6	8	8	10	10	12	12	14	14	16	16	18	18	20
重量 Weight (kg)	19.5	22.5	25.5	28.5	31.5	34.5	37.5	40.5	43.5	46.5	49.5	52.5	55.5	58.5

RM 馬達右側間接安裝 Motor Rightside Parallel Installation

單位 Unit: mm

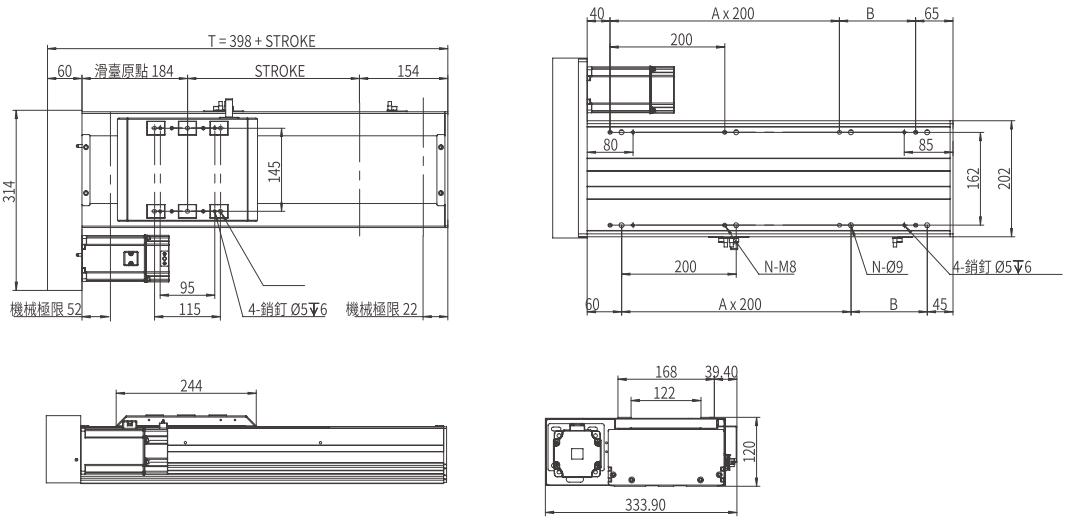

行程 Stroke	200	300	400	500	600	700	800	900	1000	1100	1200	1300	1400	1500
T	598	698	798	898	998	1098	1198	1298	1398	1498	1598	1698	1798	1898
B	233	133	233	133	233	133	233	133	233	133	233	133	233	133
A	1	2	2	3	3	4	4	5	5	6	6	7	7	8
N	6	8	8	10	10	12	12	14	14	16	16	18	18	20
重量 Weight (kg)	19.5	22.5	25.5	28.5	31.5	34.5	37.5	40.5	43.5	46.5	49.5	52.5	55.5	58.5

本圖面僅供參考用途，實際尺寸皆以實際提供之2D/3D圖紙為準 This drawing is for reference only. The actual dimensions are based on the actual 2D / 3D drawings provided.

MEMO

同步帶系列

AMCT Series

日規半密同步带直線模组

JP. SEMI-SEALED TOOTHED BELTAXES LINEAR MODULE

CONTENTS

一般環境 / 時規皮帶 Standard/Timing Belt

AMCT-70	本體寬度Width	70mm
	最大行程Max.stroke	1500mm
	最大荷重Max.payload	10kg
AMCT-100	本體寬度Width	100mm
	最大行程Max.stroke	2000mm
	最大荷重Max.payload	15kg
AMCT-134	本體寬度Width	134mm
	最大行程Max.stroke	4000mm
	最大荷重Max.payload	30kg
AMCT-178	本體寬度Width	178mm
	最大行程Max.stroke	4000mm
	最大荷重Max.payload	45kg
AMCT-202	本體寬度Width	202mm
	最大行程Max.stroke	4000mm
	最大荷重Max.payload	100kg

JP 日規半密同步带直線模組

JP. SEMI-SEALED TOOTHED BELT AXES LINEAR MODULE

AMCT-70



滑台安裝方式
Assembly Position

此圖僅供參考，出貨規格詳見尺寸圖面
The picture is just for the reference. Please check the the actual dimensions on the drawing.

型號表示方式 Ordering Method

AMCT - 70 - L90 - 500 - OL - L - M40 - O3 - OS - 0000

本體型號 Model

行程 Stroke

100-1500mm
50間隔 50 mm Pitch

※行程50限定只能安裝2組光電。
Limitations while stroke is 50 only install 2 sets of optoelectronics.

馬達安裝位置 Motor Position

L	馬達左折 Motor Left Side
R	馬達右折 Motor Right Side
LF	馬達左直連 Motor Left Direct
RF	馬達右直連 Motor Right Direct
LU	馬達左上折 Motor Left Upper Side
RU	馬達右上折 Motor Right Upper Side
D	雙向出折 Dual Solid Shafts

馬達廠牌、功率 Motor Brand、Power Output

M	三菱 Mitsubishi	20	200W
P	松下 Yaskawa	40	400W
T	台達 Delta	75	-
J	杰美康 Jiemeikang	1.0	-
H	匯川 Inovance	2.0	-

感應器 Limit Sensor

外掛型 Out Side	
3	3只 3 PCS
4	4只 4 PCS
無SENSOR No Sensor	

汪油系列 Oiling systemy

配有汪油Equipped with oiling
無 SENSOR No Sensor

特注式樣 Special Order No.

模組寬度 Module width

70	70mm

導程 Lead

90	90mm

锁位 Assembly Position

OL	外鎖 Outside
IL	內鎖 Inside

產品基本規格 Specification

馬達輸出 Motor Power (W)	200/400
額定扭矩 Torque (Nm)	0.64/1.27
同步带規格 Toothed Belt Spec.	STD 3M - 15 x 3
重複定位精度 Rep. Accuracy (mm)	±0.04
減速比配置 Reducer Ratio Config.	減速機 Gear Reducer 1:3 ~ 1:10
同步带導程 Toothed Belt Pitch (mm)	90
最高速度 Max. Speed (mm/s)	4500
行程範圍 Stroke Range (mm)	100...1500 / 50 間隔 Pitch

最大負載值 Max. Load (kg)	水平 Horizontal	13
	側掛 Sidehang	8
導軌規格 Guide Spec.		W24 X H8.5
光電開關 Optical Proximity Sensor		PM-L45

光電開關接綫圖 Optiacal Proximity Sensor Wiring Diagram

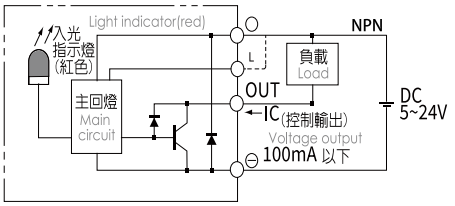

容許負載力距表 Allowable Overhang

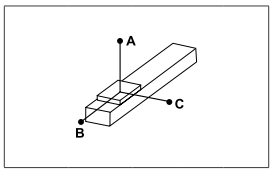

(單位 Unit : mm)

水平安裝 Horizontal Installation		A	B	C
導程 90 Lead	5kg	290	155	130
	10kg	165	70	60
	12kg	95	35	25

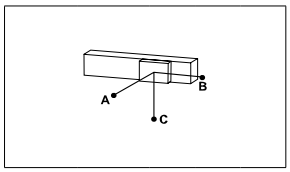

(單位 Unit : mm)

側掛安裝 Sidehang Installation		A	B	C
導程 90 Lead	5kg	100	120	240
	10kg	40	55	120
	12kg	9	15	60

※力距表所表示的數據，代表重心。
The torque value in the chart indicate the center of gravity。
※倒吊使用無法套用標準規範，如有需求請洽詢我司業務。
Data information is not for ceiling-mount inverse use.Contact us for the details if you want to apply ceiling-mount inverse usage.

靜態容許負載力矩 Static Loading Moment

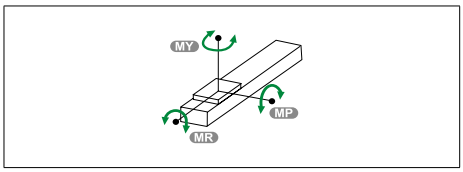

(單位 Unit : N.m)

MY	20
MP	10
MR	10

常用伺服電機尺寸參考數據 Common servo motor size reference data

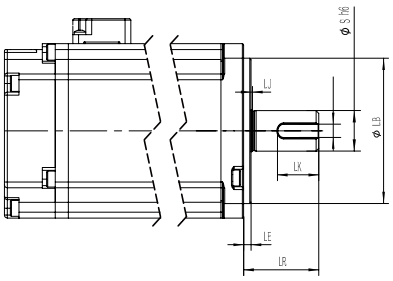

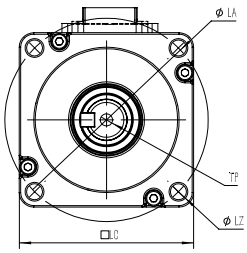

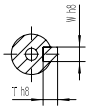

軸端帶健示意图

功率(W) Power Output	品牌 Motor Brand	識別代號 Identification code	S	LR	LA	W	LZ	LB	LE
200W	三菱 Mitsubishi	M	14	30	70	5	M5	50	3
200W	松下 Yaskawa	P	11	30	70	4（深2.5）	M4	50	3
200W	台達 Delta	T	11	30	70	4（深3.0）	M5	50	3
200W	杰美康 Jiemeikang	J	14	30	70	5	M5	50	3
200W	匯川 Inovance	H	11	30	70	5	M5	50	3
400W	三菱 Mitsubishi	M	14	30	70	5	M5	50	3
400W	松下 Yaskawa	P	14	30	70	5（深3.0）	M4	50	3
400W	台達 Delta	T	14	30	70	5（深3.0）	M5	50	3
400W	杰美康 Jiemeikang	J	14	30	70	5	M5	50	3
400W	匯川 Inovance	H	14	30	70	5	M5	50	3

馬達左折/馬達右折
Motor Left Side / Motor Right Side

L 馬達左折 Motor Left Side

單位 Unit: mm

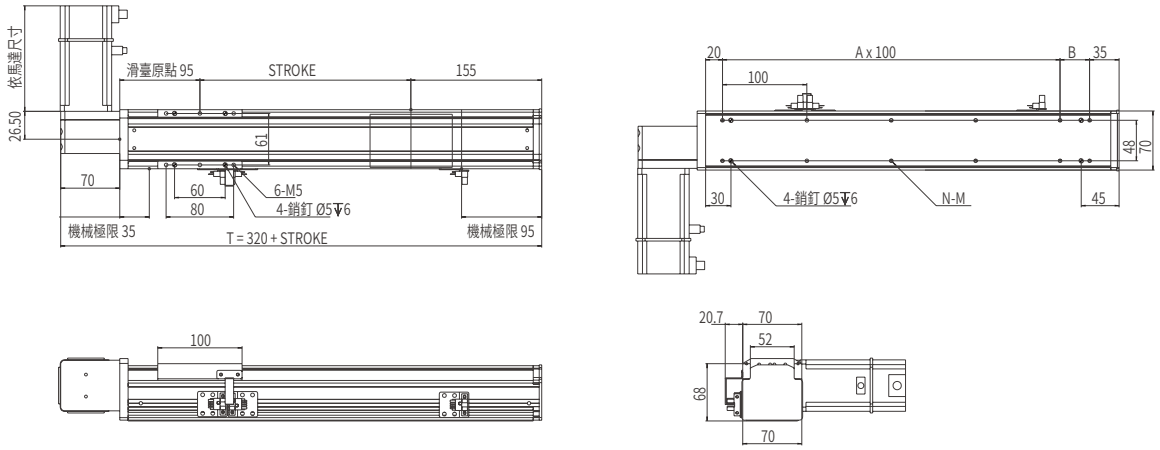

行程 Stroke	100	150	200	250	300	350	400	450	500	550	600	650
T	420	470	520	570	620	670	720	770	820	870	920	970
B	85	35	85	35	85	35	85	35	85	35	85	35
A	2	3	3	4	4	5	5	6	6	7	7	8
N	8	10	10	12	12	14	14	16	16	18	18	20
重量 Weight (kg)	3.8	4.1	4.4	4.7	5	5.3	5.6	5.9	6.1	6.5	6.8	7.2

R 馬達右折 Motor Right Side

單位 Unit: mm

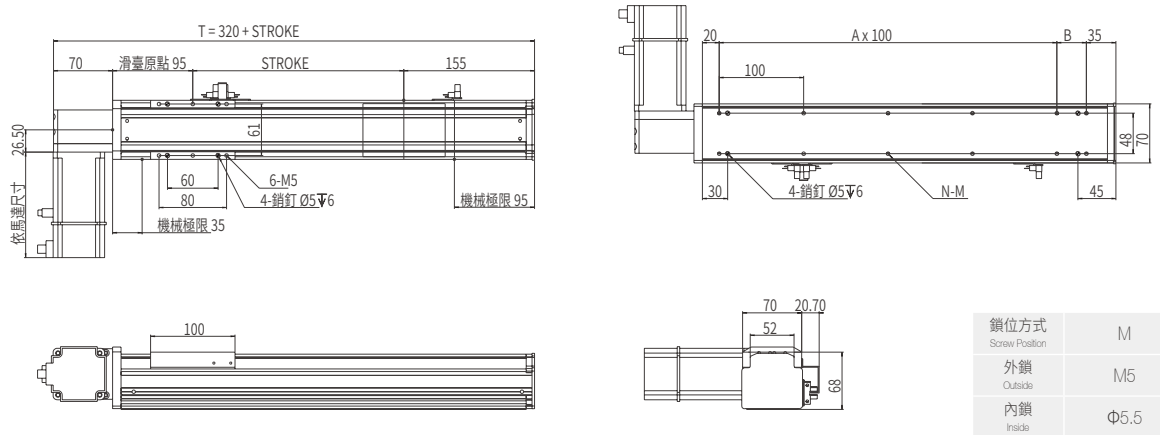

鎖位方式 Screw Position	M
外鎖 Outside	M5
內鎖 Inside	Φ5.5

行程 Stroke	100	150	200	250	300	350	400	450	500	550	600	650
T	420	470	520	570	620	670	720	770	820	870	920	970
B	85	35	85	35	85	35	85	35	85	35	85	35
A	2	3	3	4	4	5	5	6	6	7	7	8
N	8	10	10	12	12	14	14	16	16	18	18	20
重量 Weight (kg)	3.8	4.1	4.4	4.7	5	5.3	5.6	5.9	6.1	6.5	6.8	7.2

馬達左直連/馬達右直連
Motor Left Direct / Motor Right Direct

LF 馬達左直連 Motor Left Direct

單位 Unit: mm

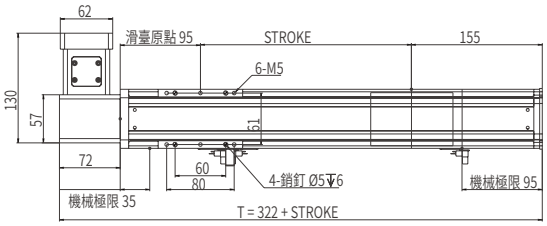

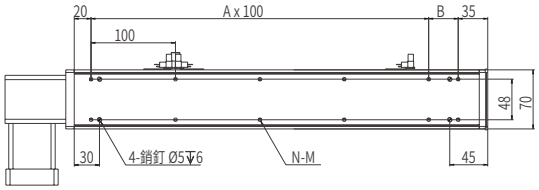

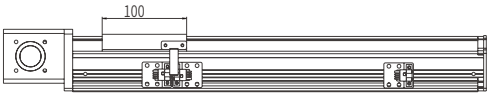

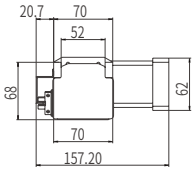

鎖位方式 Screw Position	M
外鎖 Outside	M5
內鎖 Inside	Φ5.5

行程 Stroke	100	150	200	250	300	350	400	450	500	550	600	650
T	422	472	522	572	622	672	722	772	822	872	922	972
B	85	35	85	35	85	35	85	35	85	35	85	35
A	2	3	3	4	4	5	5	6	6	7	7	8
N	8	10	10	12	12	14	14	16	16	18	18	20
重量 Weight (kg)	4.6	4.9	5.1	5.5	5.8	6.1	6.4	6.7	7	7.3	7.6	7.9

RF 馬達右直連 Motor Right Direct

單位 Unit: mm

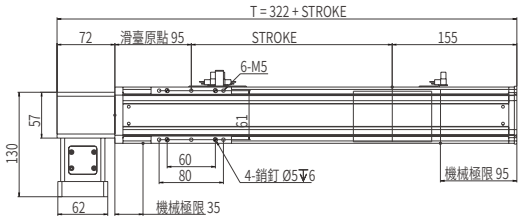

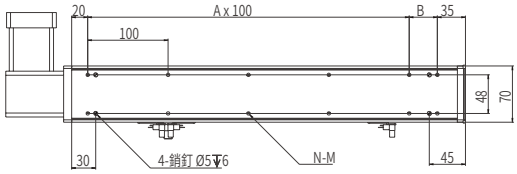

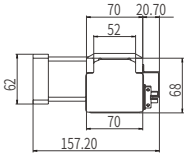

鎖位方式 Screw Position	M
外鎖 Outside	M5
內鎖 Inside	Φ5.5

行程 Stroke	100	150	200	250	300	350	400	450	500	550	600	650
T	422	472	522	572	622	672	722	772	822	872	922	972
B	85	35	85	35	85	35	85	35	85	35	85	35
A	2	3	3	4	4	5	5	6	6	7	7	8
N	8	10	10	12	12	14	14	16	16	18	18	20
重量 Weight (kg)	4.6	4.9	5.1	5.5	5.8	6.1	6.4	6.7	7	7.3	7.6	7.9

馬達左上折/馬達右上折
Motor Left Upper Side / Motor Right Upper Side

LU 馬達左上折 Motor Left Upper Side

單位 Unit: mm

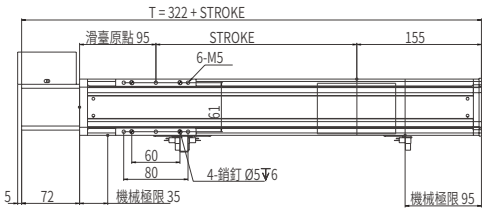

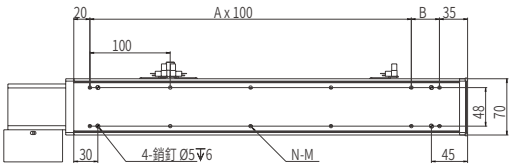

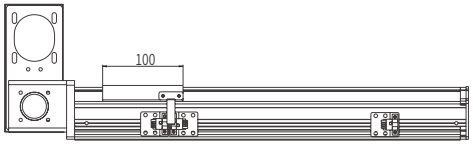

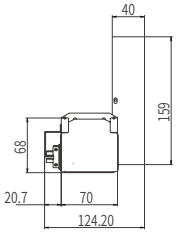

鎖位方式 Screw Position	M
外鎖 Outside	M5
內鎖 Inside	Φ5.5

行程 Stroke	100	150	200	250	300	350	400	450	500	550	600	650
T	422	472	522	572	622	672	722	772	822	872	922	972
B	85	35	85	35	85	35	85	35	85	35	85	35
A	2	3	3	4	4	5	5	6	6	7	7	8
N	8	10	10	12	12	14	14	16	16	18	18	20
重量 Weight (kg)	4.6	4.9	5.1	5.5	5.8	6.1	6.4	6.7	7	7.3	7.6	7.9

RU 馬達右上折 Motor Right Upper Side

單位 Unit: mm

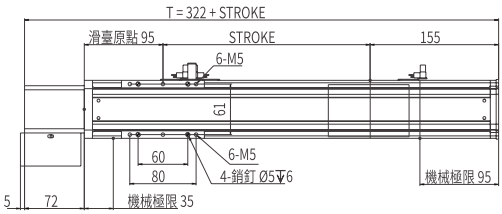

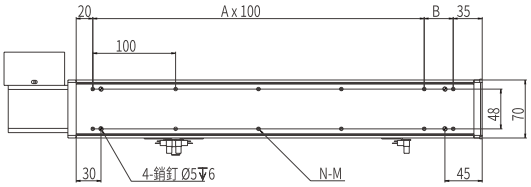

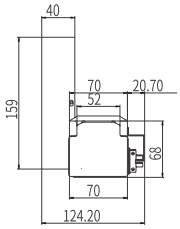

鎖位方式 Screw Position	M
外鎖 Outside	M5
內鎖 Inside	Φ5.5

行程 Stroke	100	150	200	250	300	350	400	450	500	550	600	650
T	422	472	522	572	622	672	722	772	822	872	922	972
B	85	35	85	35	85	35	85	35	85	35	85	35
A	2	3	3	4	4	5	5	6	6	7	7	8
N	8	10	10	12	12	14	14	16	16	18	18	20
重量 Weight (kg)	4.6	4.9	5.1	5.5	5.8	6.1	6.4	6.7	7	7.3	7.6	7.9

雙向出軸
Dual Solid Shaft

D 雙向出軸 Dual Solid Shaft

單位 Unit: mm

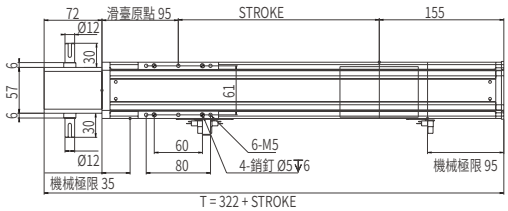

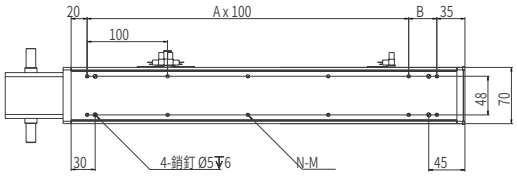

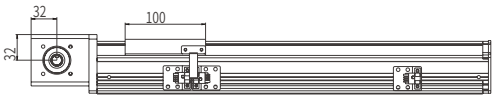

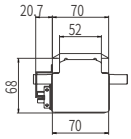

鎖位方式 Screw Position	M
外鎖 Outside	M5
內鎖 Inside	Φ5.5

行程 Stroke	100	150	200	250	300	350	400	450	500	550	600	650
T	422	472	522	572	622	672	722	772	822	872	922	972
B	85	35	85	35	85	35	85	35	85	35	85	35
A	2	3	3	4	4	5	5	6	6	7	7	8
N	8	10	10	12	12	14	14	16	16	18	18	20
重量 Weight (kg)	4.6	4.9	5.1	5.5	5.8	6.1	6.4	6.7	7	7.3	7.6	7.9

JP 日規半密同步带直線模組

JP. SEMI-SEALED TOOTHED BELT AXES LINEAR MODULE

AMCT-100

滑台安裝方式
Assembly Position

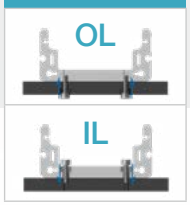

此圖僅供參考，出貨規格詳見尺寸圖面
The picture is just for the reference. Please check the the actual dimensions on the drawing.

型號表示方式 Ordering Method

AMCT - 100 - L90 - 500 - OL - L - M40 - O3 - OS - 0000

本體型號 Model

特注式樣
Special Order No.

行程 Stroke

100-2000mm
50間隔 50 mm Pitch
※行程50限定只能安裝2組光電。Limitations while stroke is 50 only install 2 sets of optoelectronics.

馬達安裝位置 Motor Position

L	馬達左折 Motor Left Side
R	馬達右折 Motor Right Side
LF	馬達左直連 Motor Left Direct
RF	馬達右直連 Motor Right Direct
LU	馬達左上折 Motor Left Upper Side
RU	馬達右上折 Motor Right Upper Side
D	雙向出折 Dual Solid Shafts

馬達廠牌、功率 Motor Brand、Power Output

M	三菱 Mitsubishi	20	200W
P	松下 Yaskawa	40	400W
T	台達 Delta	75	-
J	杰美康 Jemetkang	1.0	-
H	匯川 Inovance	2.0	-

感應器 Limit Sensor

外掛型 Out Side	
3	3只 3 PCS
4	4只 4 PCS
無SENSOR No Sensor	

模組寬度 Module width

100	100mm

導程 Lead

90	90mm

锁位 Assembly Position

OL	外鎖 Outside
IL	內鎖 Inside

注油系列 Oiling systemy

配有注油Equipped with oiling
無 SENSOR No Sensor

產品基本規格 Specification

馬達輸出 Motor Power (W)	200/400
額定扭矩 Torque (Nm)	0.64/1.27
同步带規格 Toothed Belt Spec.	STD 5M - 15 x 3
重複定位精度 Rep. Accuracy (mm)	±0.04
減速比配置 Reducer Ratio Config.	減速機 Gear Reducer 1:3 ~ 1:10
同步带導程 Toothed Belt Pitch (mm)	90
最高速度 Max. Speed (mm/s)	4500
行程範圍 Stroke Range (mm)	100...2000 / 50 間隔 Pitch

最大負載值 Max. Load (kg)	水平 Horizontal	15
	側掛 Sidehang	10
導軌規格 Guide Spec.		W15×H12.5
光電開關 Optical Proximity Sensor		PM-L45

光電開關接綫圖 Optiacal Proximity Sensor Wiring Diagram

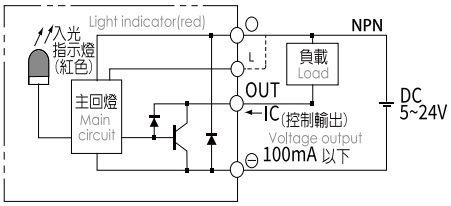

容許負載力距表 Allowable Overhang

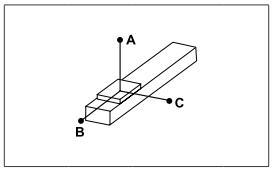

(單位 Unit : mm)

水平安裝 Horizontal Installation		A	B	C
導程 90 Lead	5kg	120	45	35
	15kg	25	14	12
	30kg	12	4	3

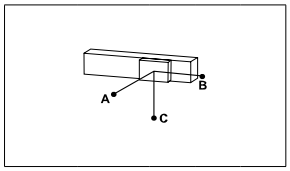

(單位 Unit : mm)

側掛安裝 Sidehang Installation		A	B	C
導程 90 Lead	10kg	50	65	130
	20kg	10	15	80
	-	-	-	-

靜態容許負載力矩 Static Loading Moment

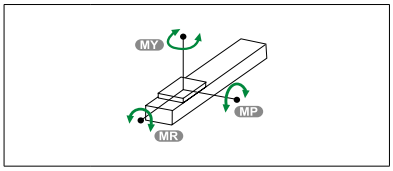

(單位 Unit : N.m)

MY	53
MP	35
MR	35

※力距表所表示的數據，代表重心。
The torque value in the chart indicate the center of gravity。
※倒吊使用無法套用標準規範，如有需求請洽詢我司業務。
Data information is not for ceiling-mount inverse use.Contact us for the details if you want to apply ceiling-mount inverse usage.

常用伺服電機尺寸參考數據 Common servo motor size reference data

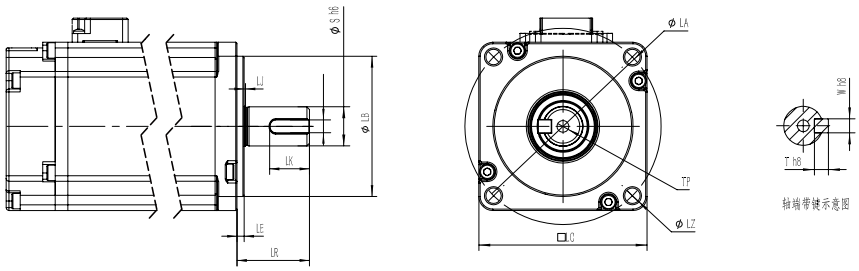

功率(W) Power Output	品牌 Motor Brand	識別代號 Identification code	S	LR	LA	W	LZ	LB	LE
200W	三菱 Mitsubishi	M	14	30	70	5	M5	50	3
200W	松下 Yaskawa	P	11	30	70	4（深2.5）	M4	50	3
200W	台達 Delta	T	11	30	70	4（深3.0）	M5	50	3
200W	杰美康 Jiemeikang	J	14	30	70	5	M5	50	3
200W	匯川 Inovance	H	11	30	70	5	M5	50	3
400W	三菱 Mitsubishi	M	14	30	70	5	M5	50	3
400W	松下 Yaskawa	P	14	30	70	5（深3.0）	M4	50	3
400W	台達 Delta	T	14	30	70	5（深3.0）	M5	50	3
400W	杰美康 Jiemeikang	J	14	30	70	5	M5	50	3
400W	匯川 Inovance	H	14	30	70	5	M5	50	3

馬達左折/馬達右折
Motor Left Side / Motor Right Side

L 馬達左折 Motor Left Side

單位 Unit: mm

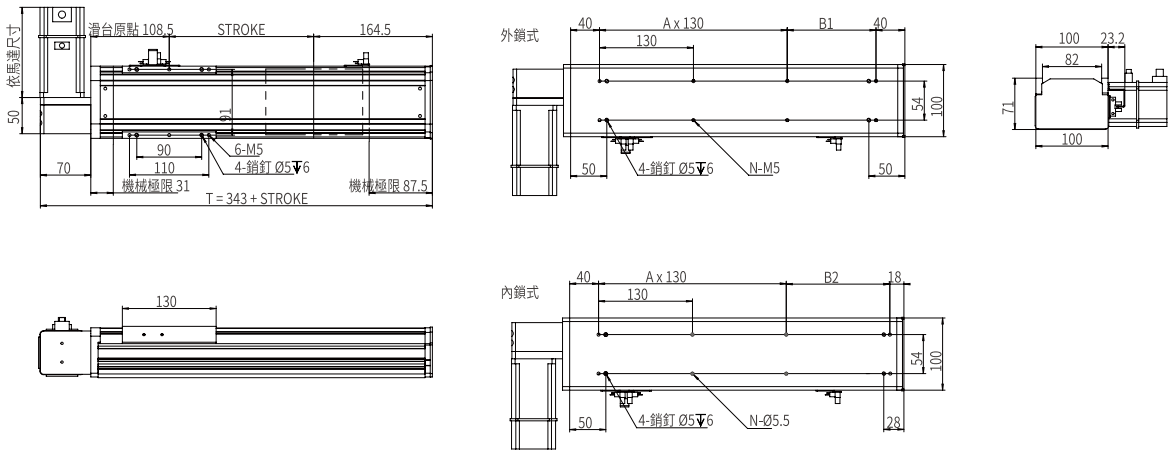

行程 Stroke	300	400	500	600	700	800	900	1000	1100	1200	1300	1400	1500
T	643	743	843	943	1043	1143	1243	1343	1443	1543	1643	1743	1843
B1	93	63	33	133	103	73	43	143	113	83	53	23	123
B2	115	85	55	155	125	95	65	165	135	105	75	45	145
A	3	4	5	5	6	7	8	8	9	10	11	11	12
N	10	12	14	14	16	16	20	20	22	24	26	26	28
重量 Weight (kg)	5.2	6	6.8	7.6	8.4	9.2	10	10.8	11.6	12.4	13.2	14	14.8

R 馬達右折 Motor Right Side

單位 Unit: mm

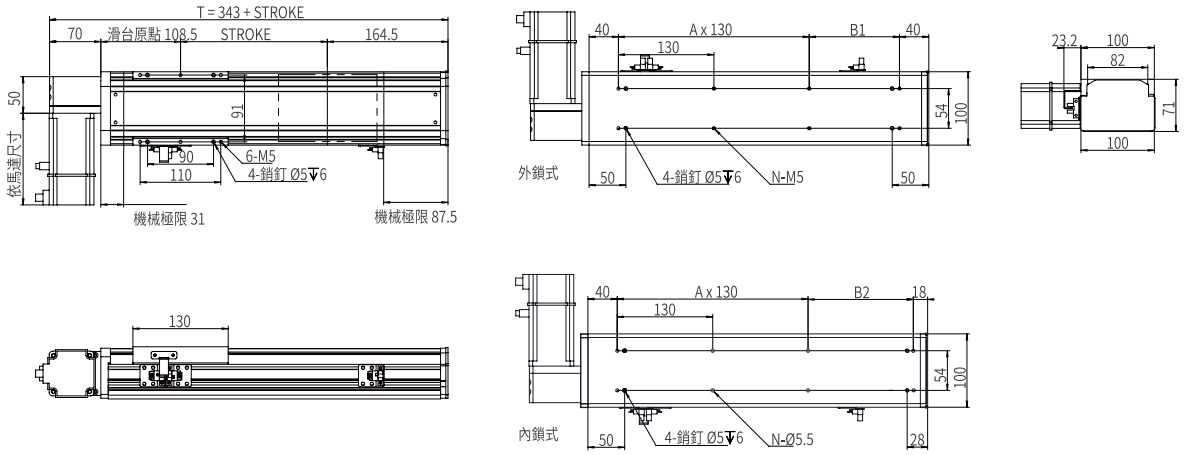

行程 Stroke	300	400	500	600	700	800	900	1000	1100	1200	1300	1400	1500
T	643	743	843	943	1043	1143	1243	1343	1443	1543	1643	1743	1843
B1	93	63	33	133	103	73	43	143	113	83	53	23	123
B2	115	85	55	155	125	95	65	165	135	105	75	45	145
A	3	4	5	5	6	7	8	8	9	10	11	11	12
N	10	12	14	14	16	16	20	20	22	24	26	26	28
重量 Weight (kg)	5.2	6	6.8	7.6	8.4	9.2	10	10.8	11.6	12.4	13.2	14	14.8

馬達左直連/馬達右直連
Motor Left Direct / Motor Right Direct

LF 馬達左直連 Motor Left Direct

單位 Unit: mm

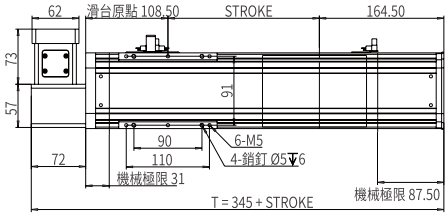

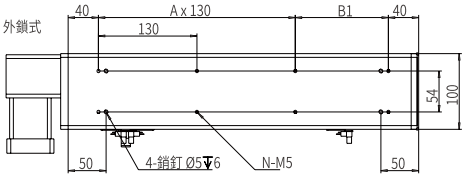

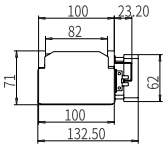

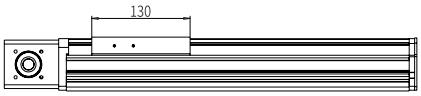

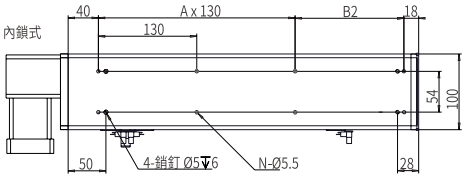

行程 Stroke	300	400	500	600	700	800	900	1000	1100	1200	1300	1400	1500
T	645	745	845	945	1045	1145	1245	1345	1445	1545	1645	1745	1845
B1	93	63	33	133	103	73	43	143	113	83	53	23	123
B2	115	85	55	155	125	95	65	165	135	105	75	175	145
A	3	4	5	5	6	7	8	8	9	10	11	11	12
N	10	12	14	14	16	16	20	20	22	24	26	26	28
重量 Weight (kg)	6.6	7.4	8.2	9	9.8	10.6	11.4	12.2	13	13.8	14.6	15.4	16.2

RF 馬達右直連 Motor Right Direct

單位 Unit: mm

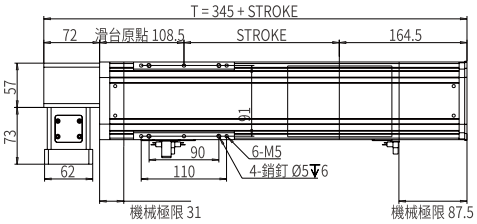

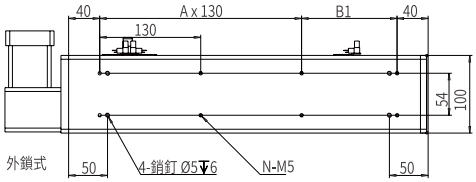

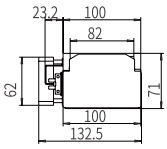

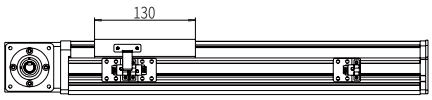

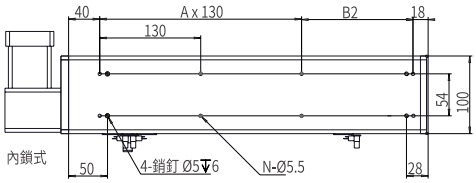

行程 Stroke	300	400	500	600	700	800	900	1000	1100	1200	1300	1400	1500
T	645	745	845	945	1045	1145	1245	1345	1445	1545	1645	1745	1845
B1	93	63	33	133	103	73	43	143	113	83	53	23	123
B2	115	85	55	155	125	95	65	165	135	105	75	175	145
A	3	4	5	5	6	7	8	8	9	10	11	11	12
N	10	12	14	14	16	16	20	20	22	24	26	26	28
重量 Weight (kg)	6.6	7.4	8.2	9	9.8	10.6	11.4	12.2	13	13.8	14.6	15.4	16.2

本圖面僅供參考用途，實際尺寸皆以實際提供之2D/3D圖紙為準 This drawing is for reference only. The actual dimensions are based on the actual 2D / 3D drawings provided.

馬達左上折/馬達右上折
Motor Left Upper Side / Motor Right Upper Side

LU 馬達左上折 Motor Left Upper Side

單位 Unit: mm

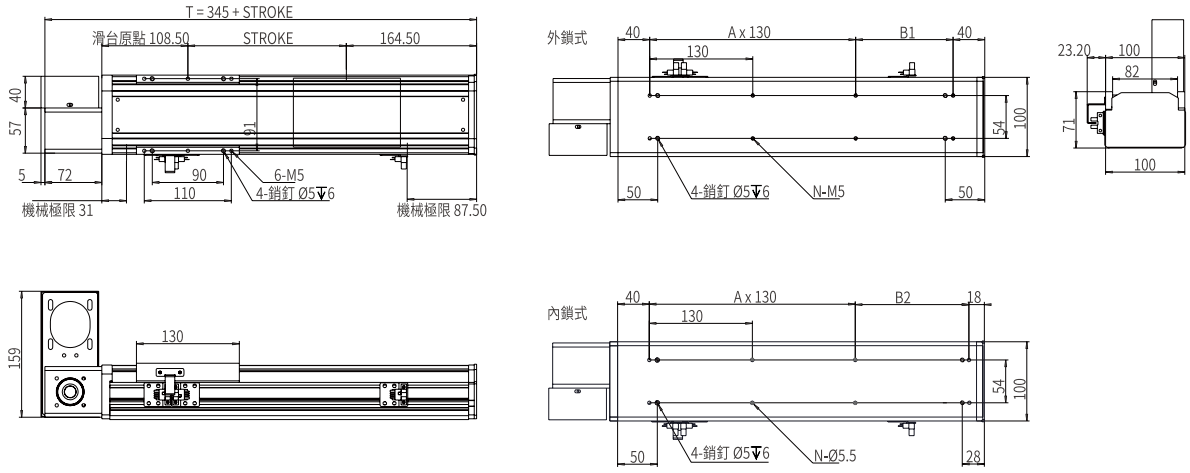

行程 Stroke	300	400	500	600	700	800	900	1000	1100	1200	1300	1400	1500
T	645	745	845	945	1045	1145	1245	1345	1445	1545	1645	1745	1845
B1	93	63	33	133	103	73	43	143	113	83	53	23	123
B2	115	85	55	155	125	95	65	165	135	105	75	175	145
A	3	4	5	5	6	7	8	8	9	10	11	11	12
N	10	12	14	14	16	16	20	20	22	24	26	26	28
重量 Weight (kg)	6.6	7.4	8.2	9	9.8	10.6	11.4	12.2	13	13.8	14.6	15.4	16.2

RU 馬達右上折 Motor Right Upper Side

單位 Unit: mm

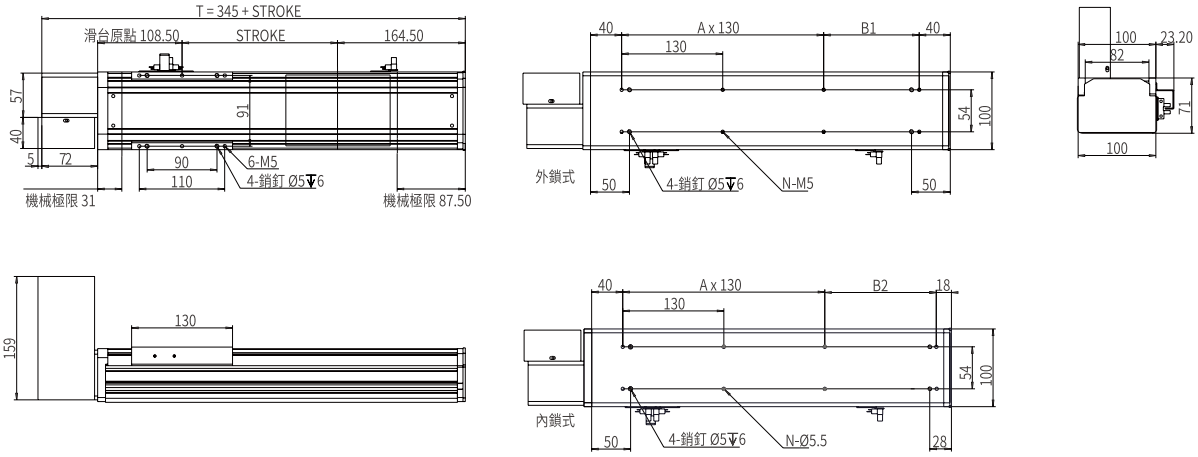

行程 Stroke	300	400	500	600	700	800	900	1000	1100	1200	1300	1400	1500
T	645	745	845	945	1045	1145	1245	1345	1445	1545	1645	1745	1845
B1	93	63	33	133	103	73	43	143	113	83	53	23	123
B2	115	85	55	155	125	95	65	165	135	105	75	175	145
A	3	4	5	5	6	7	8	8	9	10	11	11	12
N	10	12	14	14	16	16	20	20	22	24	26	26	28
重量 Weight (kg)	6.6	7.4	8.2	9	9.8	10.6	11.4	12.2	13	13.8	14.6	15.4	16.2

雙向出軸
Dual Solid Shaft

D 雙向出軸 Dual Solid Shaft

單位 Unit: mm

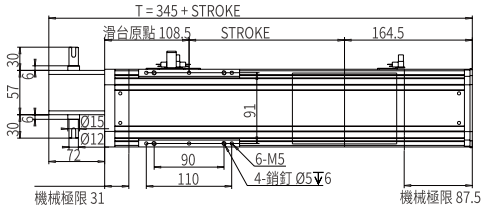

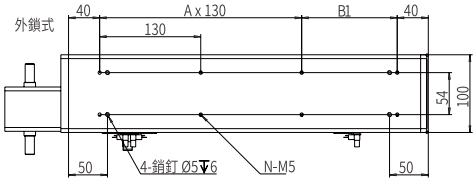

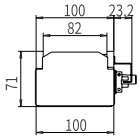

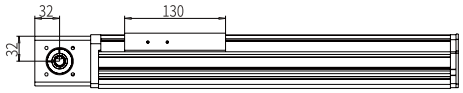

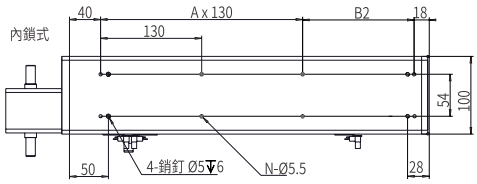

行程 Stroke	300	400	500	600	700	800	900	1000	1100	1200	1300	1400	1500
T	645	745	845	945	1045	1145	1245	1345	1445	1545	1645	1745	1845
B1	93	63	33	133	103	73	43	143	113	83	53	23	123
B2	115	85	55	155	125	95	65	165	135	105	75	175	145
A	3	4	5	5	6	7	8	8	9	10	11	11	12
N	10	12	14	14	16	16	20	20	22	24	26	26	28
重量 Weight (kg)	6.6	7.4	8.2	9	9.8	10.6	11.4	12.2	13	13.8	14.6	15.4	16.2

JP 日規半密同步带直線模組

JP. SEMI-SEALED TOOTHED BELT AXES LINEAR MODULE

AMCT-134

此圖僅供參考，出貨規格詳見尺寸圖面

The picture is just for the reference. Please check the the actual dimensions on the drawing.

型號表示方式 Ordering Method

AMCT - 134 - L120 - 500 - OL - L - M75 - O3 - OS - 0000

本體型號 Model

模組寬度 Module width

134	134mm

導程 Lead

120	120mm

行程 Stroke

100-4000mm

50間隔 50 mm Pitch

※行程50限定只能安裝2組光電。
Limitations while stroke is 50 only install 2 sets of optoelectronics.

锁位 Assembly Position

OL	外鎖 Outside
IL	內鎖 Inside

馬達安裝位置 Motor Position

L	馬達左折 Motor Left Side
R	馬達右折 Motor Right Side
LF	馬達左直連 Motor Left Direct
RF	馬達右直連 Motor Right Direct
LU	馬達左上折 Motor Left Upper Side
RU	馬達右上折 Motor Right Upper Side
D	雙向出折 Dual Solid Shafts

馬達廠牌、功率 Motor Brand、Power Output

M	三菱 Mitsubishi	20	-
P	松下 Yaskawa	40	-
T	台達 Delta	75	750W
J	杰美康 Jemetkang	1.0	-
H	匯川 Inovance	2.0	-

感應器 Limit Sensor

外掛型 Out Side	
3	3只 3 PCS
4	4只 4 PCS
無SENSOR No Sensor	

特注式樣 Special Order No.

注油系列 Oiling systemy

配有注油 Equipped with oiling
無 SENSOR No Sensor

產品基本規格 Specification

馬達輸出 Motor Power (W)	750
額定扭矩 Torque (Nm)	2.39
同步带規格 Toothed Belt Spec.	STD 5M - 25 x 3
重複定位精度 Rep. Accuracy (mm)	±0.04
減速比配置 Reducer Ratio Config.	減速機 Gear Reducer 1:3 ~ 1:10
同步带導程 Toothed Belt Pitch (mm)	120
最高速度 Max. Speed (mm/s)	5000
行程範圍 Stroke Range (mm)	100...4000 / 50 間隔 Pitch

最大負載值 Max. Load (kg)	水平 Horizontal	25
	側掛 Sidehang	17
導軌規格 Guide Spec.		W15×H12.5
光電開關 Optical Proximity Sensor		PM-L45

光電開關接綫圖 Optiacal Proximity Sensor Wiring Diagram

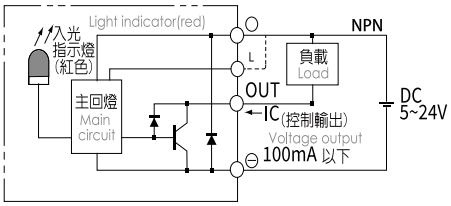

容許負載力距表 Allowable Overhang

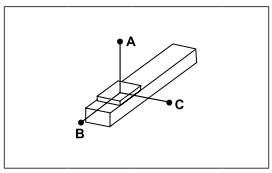

(單位 Unit : mm)

水平安裝 Horizontal Installation		A	B	C
導程 120 Lead	10kg	1100	470	360
	15kg	800	300	230
	25kg	700	220	160

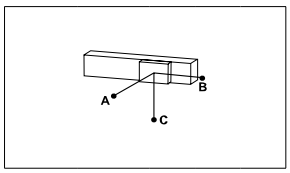

(單位 Unit : mm)

側掛安裝 Sidehang Installation		A	B	C
導程 120 Lead	20kg	280	340	1040
	40kg	120	160	690
	60kg	30	40	400

※力距表所表示的數據，代表重心。
The torque value in the chart indicate the center of gravity。
※倒吊使用無法套用標準規範，如有需求請洽詢我司業務。
Data information is not for ceiling-mount inverse use.Contact us for the details if you want to apply ceiling-mount inverse usage.

靜態容許負載力矩 Static Loading Moment

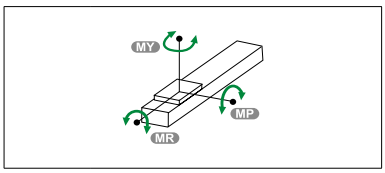

(單位 Unit : N.m)

MY	161
MP	66
MR	66

常用伺服電機尺寸參考數據 Common servo motor size reference data

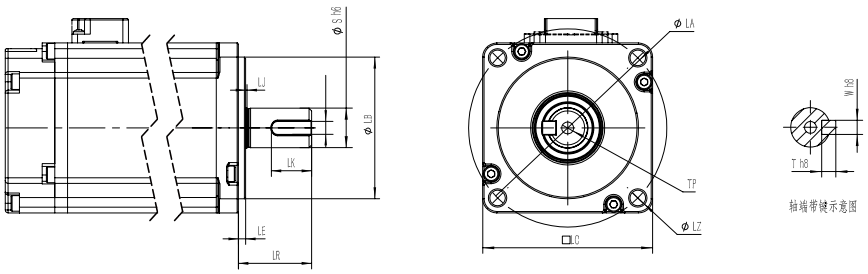

功率(W) Power Output	品牌 Motor Brand	識別代號 Identification code	S	LR	LA	W	LZ	LB	LE
750W	三菱 Mitsubishi	M	19	40	90	6	M6	70	3
750W	松下 Yaskawa	P	19	35	90	6（深3.5）	M5	70	3
750W	台達 Delta	T	19	35	90	6（深3.5）	M6	70	3
750W	杰美康 Jiemeikang	J	19	40	90	6	M6	70	3
750W	匯川 Inovance	H	19	35	90	3	M6	70	3

馬達左折/馬達右折
Motor Left Side / Motor Right Side

L 馬達左折 Motor Left Side

單位 Unit: mm

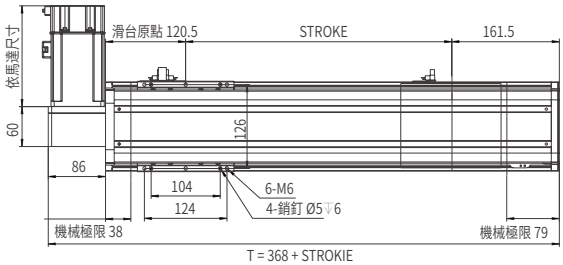

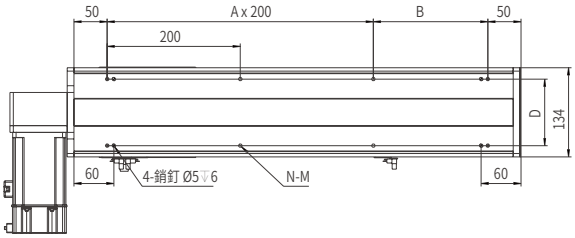

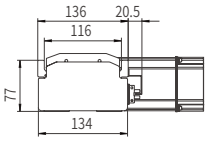

鎖位方式 Screw Method	D	M
外鎖 Exterior	100	M6
內鎖 Interior	106	Φ6.5

行程 Stroke	200	300	400	500	600	700	800	900	1000	1500	2000	2500	3000	3500	4000
T	568	668	768	868	968	1068	1168	1268	1368	1868	2368	2868	3368	3868	4368
B	172	72	172	72	172	72	172	72	172	72	172	72	172	72	172
A	1	2	2	3	3	3	4	5	5	8	10	13	15	18	20
N	6	8	8	10	10	12	12	14	14	20	24	30	34	40	44
重量 Weight (kg)	7.7	8.7	9.7	10.7	11.7	12.7	13.7	14.7	15.7	20.7	25.7	30.7	35.7	40.7	45.7

R 馬達右折 Motor Right Side

單位 Unit: mm

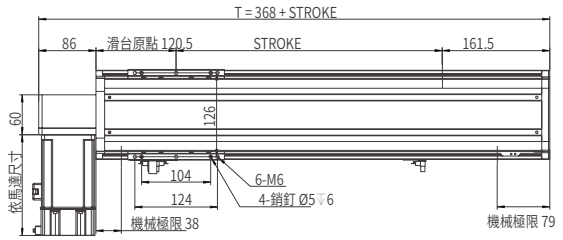

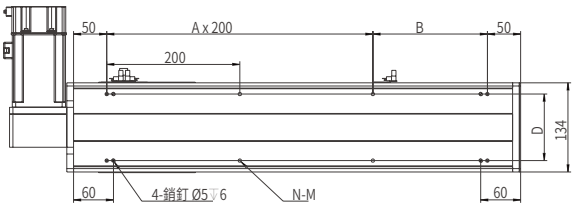

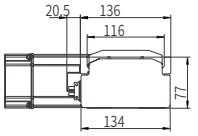

鎖位方式 Screw Method	D	M
外鎖 Exterior	100	M6
內鎖 Interior	106	Φ6.5

行程 Stroke	200	300	400	500	600	700	800	900	1000	1500	2000	2500	3000	3500	4000
T	568	668	768	868	968	1068	1168	1268	1368	1868	2368	2868	3368	3868	4368
B	172	72	172	72	172	72	172	72	172	72	172	72	172	72	172
A	1	2	2	3	3	3	4	5	5	8	10	13	15	18	20
N	6	8	8	10	10	12	12	14	14	20	24	30	34	40	44
重量 Weight (kg)	7.7	8.7	9.7	10.7	11.7	12.7	13.7	14.7	15.7	20.7	25.7	30.7	35.7	40.7	45.7

馬達左直連/馬達右直連
Motor Left Direct / Motor Right Direct

LF 馬達左直連 Motor Left Direct

單位 Unit: mm

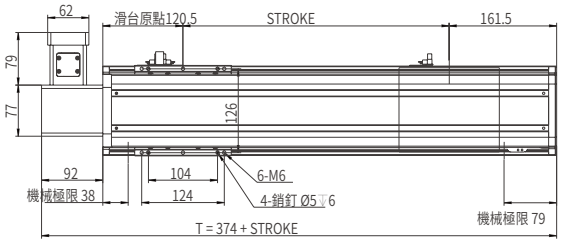

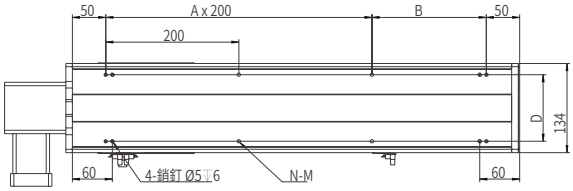

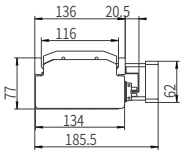

鎖位方式 Screw Method	D	M
外鎖 Exterior	100	M6
內鎖 Interior	106	Φ6.5

行程 Stroke	200	300	400	500	600	700	800	900	1000	1500	2000	2500	3000	3500	4000
T	574	674	774	874	974	1074	1174	1274	1374	1874	2374	2874	3374	3874	4374
B	172	72	172	72	172	72	172	72	172	72	172	72	172	72	172
A	1	2	2	3	3	4	4	5	5	8	10	13	15	18	20
N	6	8	8	10	10	12	12	14	14	20	24	30	34	40	44
重量 Weight (kg)	8.5	9.5	10.5	11.5	12.5	13.5	14.5	15.5	16.5	21.5	26.5	31.5	36.5	41.5	46.5

RF 馬達右直連 Motor Right Direct

單位 Unit: mm

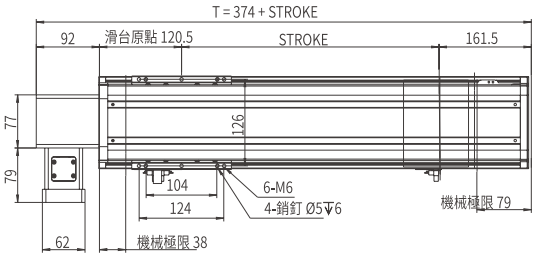

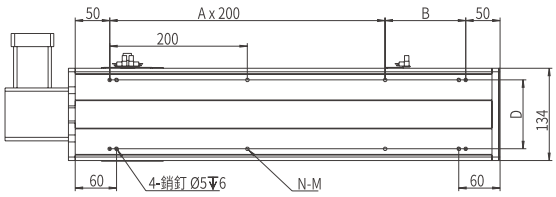

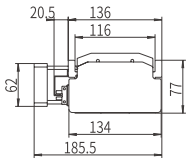

鎖位方式 Screw Method	D	M
外鎖 Exterior	100	M6
內鎖 Interior	106	Φ6.5

行程 Stroke	200	300	400	500	600	700	800	900	1000	1500	2000	2500	3000	3500	4000
T	574	674	774	874	974	1074	1174	1274	1374	1874	2374	2874	3374	3874	4374
B	172	72	172	72	172	72	172	72	172	72	172	72	172	72	172
A	1	2	2	3	3	4	4	5	5	8	10	13	15	18	20
N	6	8	8	10	10	12	12	14	14	20	24	30	34	40	44
重量 Weight (kg)	8.5	9.5	10.5	11.5	12.5	13.5	14.5	15.5	16.5	21.5	26.5	31.5	36.5	41.5	46.5

本圖面僅供參考用途，實際尺寸皆以實際提供之2D/3D圖紙為準 This drawing is for reference only. The actual dimensions are based on the actual 2D / 3D drawings provided.

馬達左上折/馬達右上折
Motor Left Upper Side / Motor Right Upper Side

LU 馬達左上折 Motor Left Upper Side

單位 Unit: mm

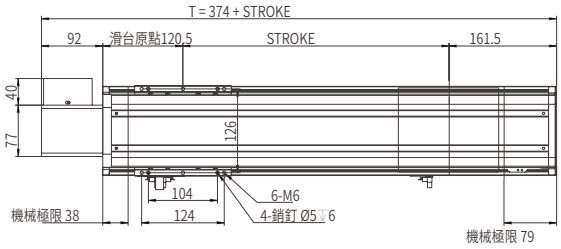

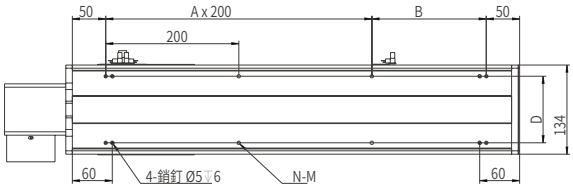

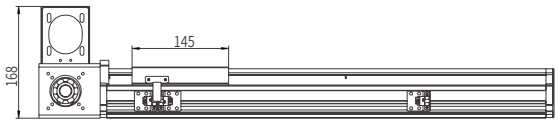

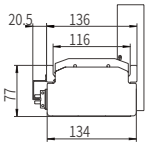

鎖位方式 Screw Method	D	M
外鎖 Exterior	100	M6
內鎖 Interior	106	Φ6.5

行程 Stroke	200	300	400	500	600	700	800	900	1000	1500	2000	2500	3000	3500	4000
T	574	674	774	874	974	1074	1174	1274	1374	1874	2374	2874	3374	3874	4374
B	172	72	172	72	172	72	172	72	172	72	172	72	172	72	172
A	1	2	2	3	3	4	4	5	5	8	10	13	15	18	20
N	6	8	8	10	10	12	12	14	14	20	24	0	34	40	44
重量 Weight (kg)	8.5	9.5	10.5	11.5	12.5	13.5	14.5	15.5	16.5	21.5	26.5	31.5	36.5	41.5	46.5

RU 馬達右上折 Motor Right Upper Side

單位 Unit: mm

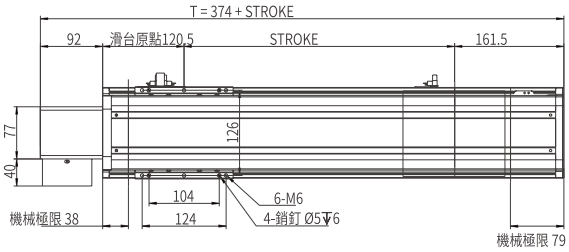

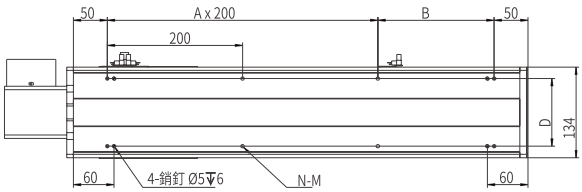

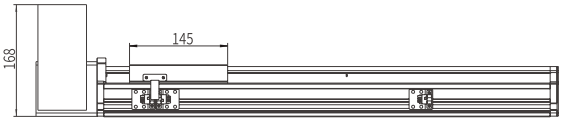

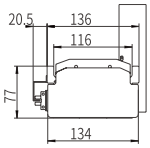

鎖位方式 Screw Method	D	M
外鎖 Exterior	100	M6
內鎖 Interior	106	Φ6.5

行程 Stroke	200	300	400	500	600	700	800	900	1000	1500	2000	2500	3000	3500	4000
T	574	674	774	874	974	1074	1174	1274	1374	1874	2374	2874	3374	3874	4374
B	172	72	172	72	172	72	172	72	172	72	172	72	172	72	172
A	1	2	2	3	3	4	4	5	5	8	10	13	15	18	20
N	6	8	8	10	10	12	12	14	14	20	24	30	34	40	44
重量 Weight (kg)	8.5	9.5	10.5	11.5	12.5	13.5	14.5	15.5	16.5	21.5	26.5	31.5	36.5	41.5	46.5

雙向出軸
Dual Solid Shaft

D 雙向出軸 Dual Solid Shaft

單位 Unit: mm

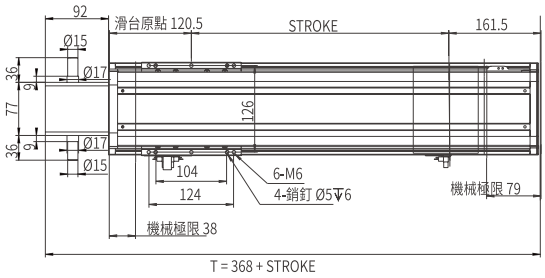

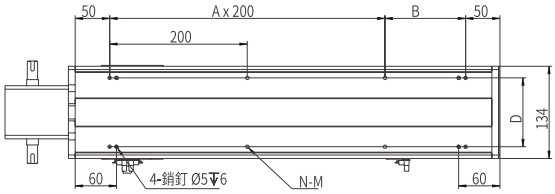

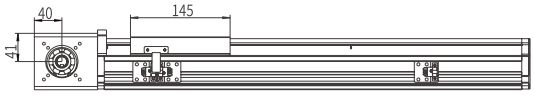

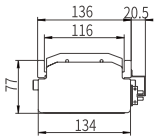

鎖位方式 Screw Method	D	M
外鎖 Exterior	100	M6
內鎖 Interior	106	Φ6.5

行程 Stroke	200	300	400	500	600	700	800	900	1000	1500	2000	2500	3000	3500	4000
T	574	674	774	874	974	1074	1174	1274	1374	1874	2374	2874	3374	3874	4374
B	172	72	172	72	172	72	172	72	172	72	172	72	172	72	172
A	1	2	2	3	3	4	4	5	5	8	10	13	15	18	20
N	6	8	8	10	10	12	12	14	14	20	24	30	34	40	44
重量 Weight (kg)	8.5	9.5	10.5	11.5	12.5	13.5	14.5	15.5	16.5	21.5	26.5	31.5	36.5	41.5	46.5

JP 日規半密同步带直線模組

JP. SEMI-SEALED TOOTHED BELT AXES LINEAR MODULE

AMCT-178

滑台安裝方式
Assembly Position

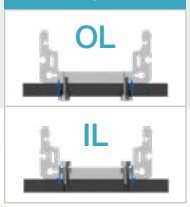

此圖僅供參考，出貨規格詳見尺寸圖面
The picture is just for the reference. Please check the the actual dimensions on the drawing.

型號表示方式 Ordering Method

AMCT - 178 - L120 - 500 - OL - L - M75 - O3 - OS - 0000

本體型號 Model

特注式樣
Special Order No.

行程 Stroke

100-4000mm
50間隔 50 mm Pitch

※行程50限定只能安裝2組光電。
Limitations while stroke is 50 only install 2 sets of optoelectronics.

馬達安裝位置 Motor Position

L	馬達左折 Motor Left Side
R	馬達右折 Motor Right Side
LF	馬達左直連 Motor Left Direct
RF	馬達右直連 Motor Right Direct
LU	馬達左上折 Motor Left Upper Side
RU	馬達右上折 Motor Right Upper Side
D	雙向出折 Dual Solid Shafts

馬達廠牌、功率 Motor Brand、Power Output

M	三菱 Mitsubishi	20	-
P	松下 Yaskawa	40	-
T	台達 Delta	75	750W
J	杰美康 Jiemeikang	1.0	-
H	匯川 Inovance	2.0	-

模組寬度 Module width

178	178mm

導程 Lead

120	120mm

锁位 Assembly Position

OL	外鎖 Outside
IL	內鎖 Inside

感應器 Limit Sensor

外掛型 Out Side	
3	3只 3 PCS
4	4只 4 PCS
無SENSOR No Sensor	

注油系列 Oiling systemy

配有注油Equipped with oiling
無 SENSOR No Sensor

產品基本規格 Specification

馬達輸出 Motor Power (W)	750
額定扭矩 Torque (Nm)	2.39
同步带規格 Toothed Belt Spec.	STD 5M - 30 x 5
重複定位精度 Rep. Accuracy (mm)	±0.04
減速比配置 Reducer Ratio Config.	減速機 Gear Reducer 1:3 ~ 1:10
同步带導程 Toothed Belt Pitch (mm)	120
最高速度 Max. Speed (mm/s)	5000
行程範圍 Stroke Range (mm)	100...4000 / 50 間隔 Pitch

最大負載值 Max. Load (kg)	水平 Horizontal	50
	側掛 Sidehang	25
導軌規格 Guide Spec.		W20 X H15
光電開關 Optical Proximity Sensor		PM-L45

光電開關接綫圖 Optiacal Proximity Sensor Wiring Diagram

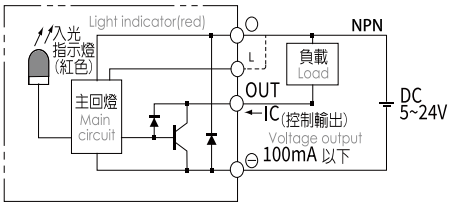

容許負載力距表 Allowable Overhang

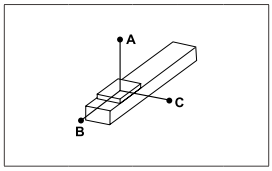

(單位 Unit : mm)

水平安裝 Horizontal Installation		A	B	C
導程 120 Lead	40kg	900	350	505
	80kg	710	200	300
	100kg	610	160	200

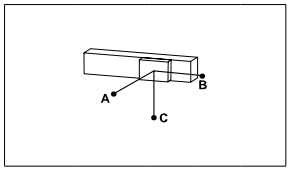

(單位 Unit : mm)

側掛安裝 Sidehang Installation		A	B	C
導程 120 Lead	40kg	250	310	860
	80kg	130	170	620
	100kg	90	130	500

※力距表所表示的數據，代表重心。
The torque value in the chart indicate the center of gravity。
※倒吊使用無法套用標準規範，如有需求請洽詢我司業務。
Data information is not for ceiling-mount inverse use.Contact us for the details if you want to apply ceiling-mount inverse usage.

靜態容許負載力矩 Static Loading Moment

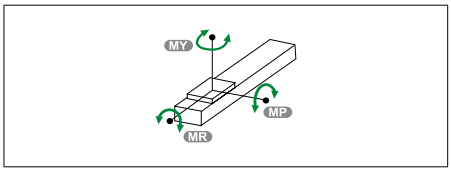

(單位 Unit : N.m)

MY	400
MP	141
MR	141

常用伺服電機尺寸參考數據 Common servo motor size reference data

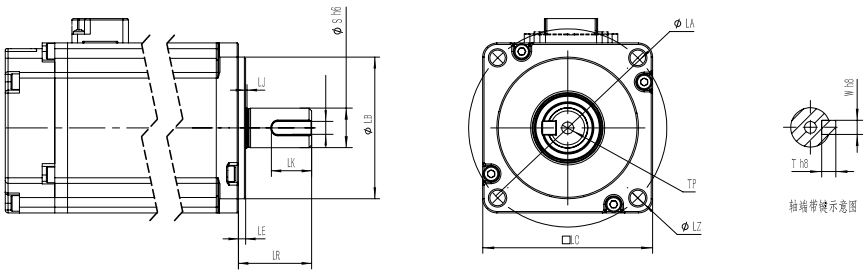

功率(W) Power Output	品牌 Motor Brand	識別代號 Identification code	S	LR	LA	W	LZ	LB	LE
750W	三菱 Mitsubishi	M	19	40	90	6	M6	70	3
750W	松下Yaskawa	P	19	35	90	6（深3.5）	M5	70	3
750W	台達Delta	T	19	35	90	6（深3.5）	M6	70	3
750W	杰美康Jiemeikang	J	19	40	90	6	M6	70	3
750W	匯川Inovance	H	19	35	90	3	M6	70	3

馬達左折/馬達右折
Motor Left Side / Motor Right Side

L 馬達左折 Motor Left Side

單位 Unit: mm

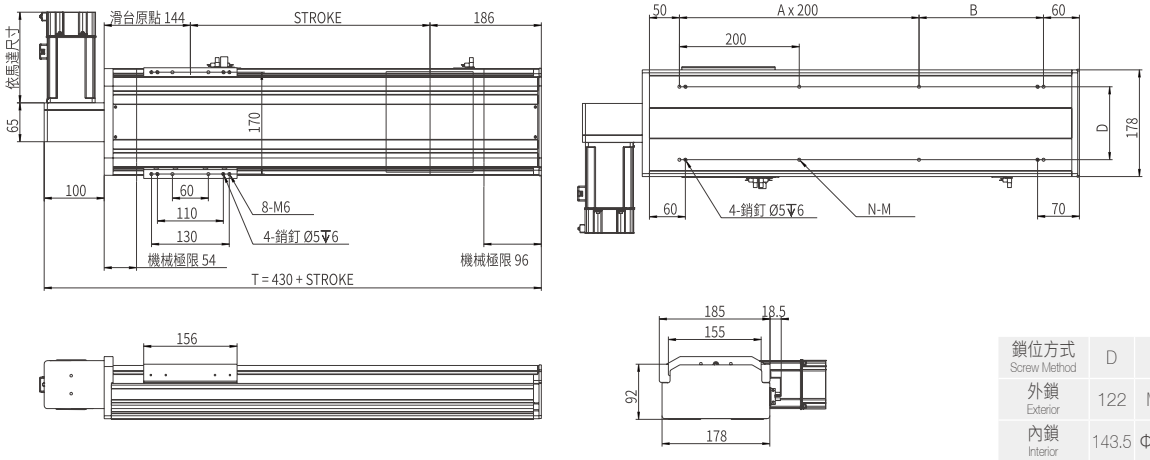

鎖位方式 Screw Method	D	M
外鎖 Exterior	122	M6
內鎖 Interior	143.5	Φ6.5

行程 Stroke	200	300	400	500	600	700	800	900	1000	1500	2000	2500	3000	3500	4000
T	630	730	830	930	1030	1130	1230	1330	1430	1930	2430	2930	3430	3930	4430
B	208	108	208	108	208	108	208	108	208	108	208	108	208	108	208
A	1	2	2	3	3	4	4	5	5	8	10	13	15	18	20
N	6	8	8	10	10	12	12	14	14	20	24	30	34	40	44
重量 Weight (kg)	12	14	16	18	20	22	24	26	28	38	48	58	68	78	88

R 馬達右折 Motor Right Side

單位 Unit: mm

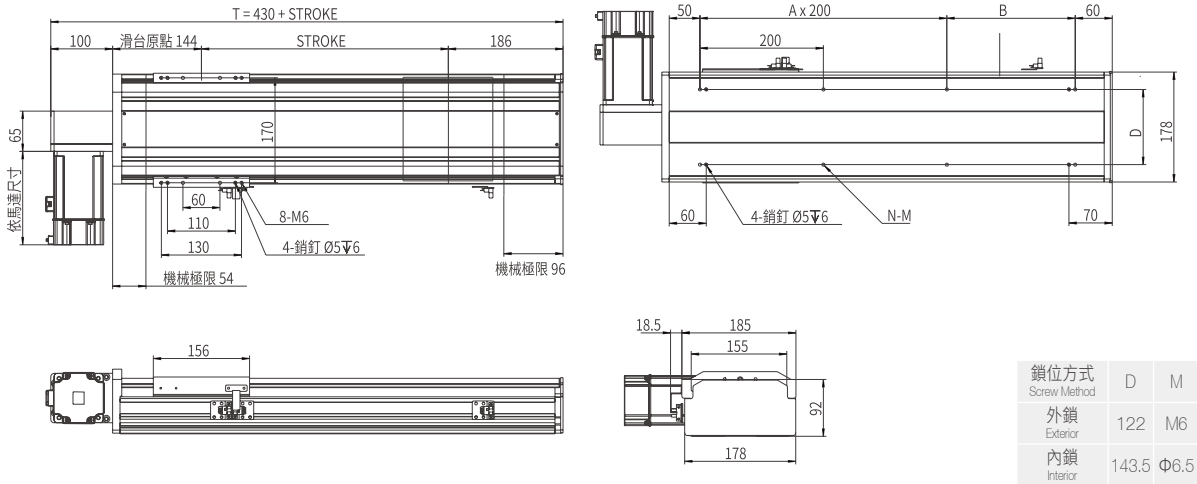

鎖位方式 Screw Method	D	M
外鎖 Exterior	122	M6
內鎖 Interior	143.5	Φ6.5

行程 Stroke	200	300	400	500	600	700	800	900	1000	1500	2000	2500	3000	3500	4000
T	630	730	830	930	1030	1130	1230	1330	1430	1930	2430	2930	3430	3930	4430
B	208	108	208	108	208	108	208	108	208	108	208	108	208	108	208
A	1	2	2	3	3	4	4	5	5	8	10	13	15	18	20
N	6	8	8	10	10	12	12	14	14	20	24	30	34	40	44
重量 Weight (kg)	12	14	16	18	20	22	24	26	28	38	48	58	68	78	88

馬達左直連/馬達右直連
Motor Left Direct / Motor Right Direct

LF 馬達左直連 Motor Left Direct

單位 Unit: mm

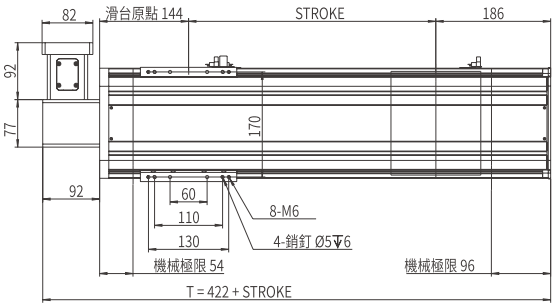

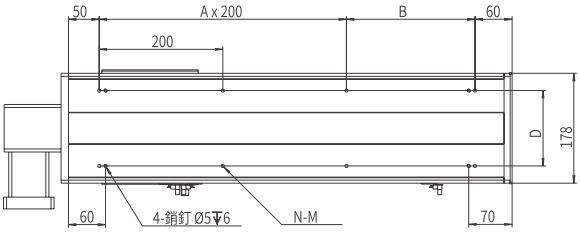

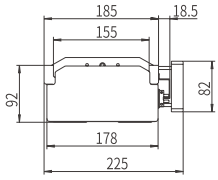

鎖位方式 Screw Method	D	M
外鎖 Exterior	122	M6
內鎖 Interior	143.5	Φ6.5

行程 Stroke	200	300	400	500	600	700	800	900	1000	1500	2000	2500	3000	3500	4000
T	622	722	822	922	1022	1122	1222	1322	1422	1922	2422	2922	3422	3922	4422
B	208	108	208	108	208	108	208	108	208	108	208	108	208	108	208
A	1	2	2	3	3	4	4	5	5	8	10	13	15	18	20
N	6	8	8	10	10	12	12	14	14	20	24	30	34	40	44
重量 Weight (kg)	12.8	14.8	16.8	18.8	20.8	22.8	24.8	26.8	28.8	38.8	48.8	58.8	68.8	78.8	88.8

RF 馬達右直連 Motor Right Direct

單位 Unit: mm

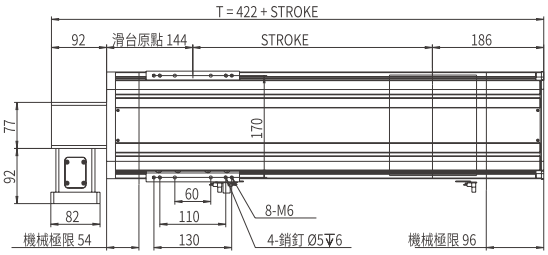

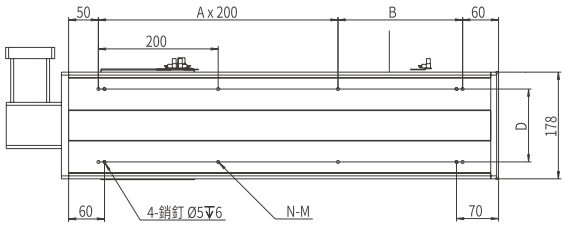

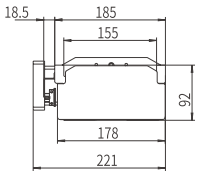

鎖位方式 Screw Method	D	M
外鎖 Exterior	122	M6
內鎖 Interior	143.5	Φ6.5

行程 Stroke	200	300	400	500	600	700	800	900	1000	1500	2000	2500	3000	3500	4000
T	622	722	822	922	1022	1122	1222	1322	1422	1922	2422	2922	3422	3922	4422
B	208	108	208	108	208	108	208	108	208	108	208	108	208	108	208
A	1	2	2	3	3	4	4	5	5	8	10	13	15	18	20
N	6	8	8	10	10	12	12	14	14	20	24	30	34	40	44
重量 Weight (kg)	12.8	14.8	16.8	18.8	20.8	22.8	24.8	26.8	28.8	38.8	48.8	58.8	68.8	78.8	88.8

本圖面僅供參考用途，實際尺寸皆以實際提供之2D/3D圖紙為準 This drawing is for reference only. The actual dimensions are based on the actual 2D / 3D drawings provided.

馬達左上折/馬達右上折
Motor Left Upper Side / Motor Right Upper Side

LU 馬達左上折 Motor Left Upper Side

單位 Unit: mm

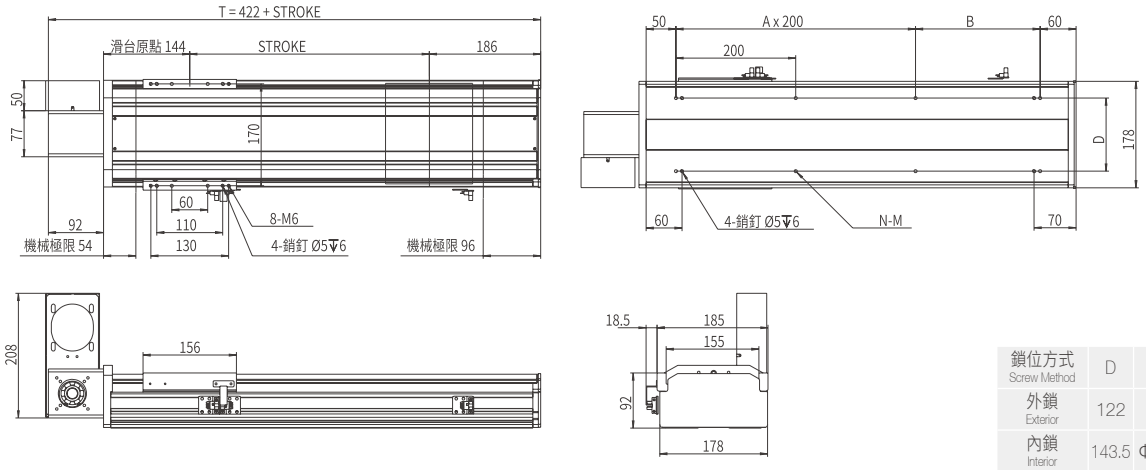

鎖位方式 Screw Method	D	M
外鎖 Exterior	122	M6
內鎖 Interior	143.5	Φ6.5

行程 Stroke	200	300	400	500	600	700	800	900	1000	1500	2000	2500	3000	3500	4000
T	622	722	822	922	1022	1122	1222	1322	1422	1922	2422	2922	3422	3922	4422
B	208	108	208	108	208	108	208	108	208	108	208	108	208	108	208
A	1	2	2	3	3	4	4	5	5	8	10	13	15	18	20
N	6	8	8	10	10	12	12	14	14	20	24	30	34	40	44
重量 Weight (kg)	12.8	14.8	16.8	18.8	20.8	22.8	24.8	26.8	28.8	38.8	48.8	58.8	68.8	78.8	88.8

RU 馬達右上折 Motor Right Upper Side

單位 Unit: mm

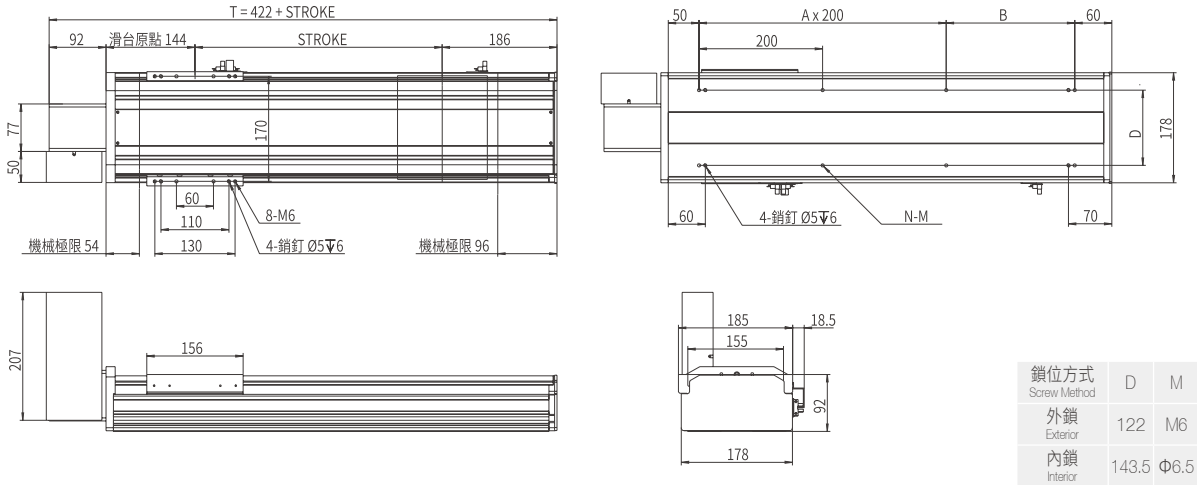

鎖位方式 Screw Method	D	M
外鎖 Exterior	122	M6
內鎖 Interior	143.5	Φ6.5

行程 Stroke	200	300	400	500	600	700	800	900	1000	1500	2000	2500	3000	3500	4000
T	622	722	822	922	1022	1122	1222	1322	1422	1922	2422	2922	3422	3922	4422
B	208	108	208	108	208	108	208	108	208	108	208	108	208	108	208
A	1	2	2	3	3	4	4	5	5	8	10	13	15	18	20
N	6	8	8	10	10	12	12	14	14	20	24	30	34	40	44
重量 Weight (kg)	12.8	14.8	16.8	18.8	20.8	22.8	24.8	26.8	28.8	38.8	48.8	58.8	68.8	78.8	88.8

雙向出軸
Dual Solid Shaft

D 雙向出軸 Dual Solid Shaft

單位 Unit: mm

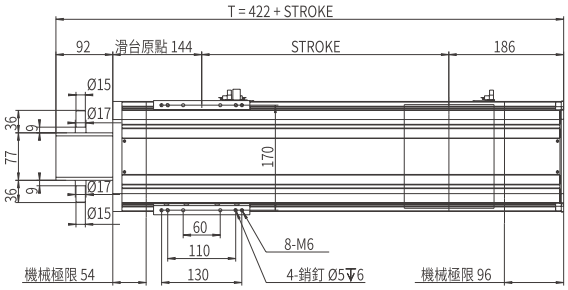

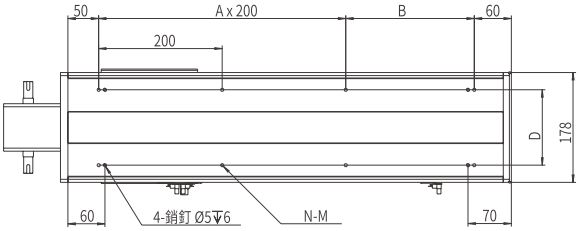

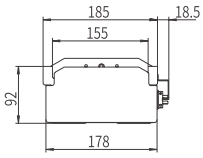

鎖位方式 Screw Method	D	M
外鎖 Exterior	122	M6
內鎖 Interior	143.5	Φ6.5

行程 Stroke	200	300	400	500	600	700	800	900	1000	1500	2000	2500	3000	3500	4000
T	622	722	822	922	1022	1122	1222	1322	1422	1922	2422	2922	3422	3922	4422
B	208	108	208	108	208--	108	208	108	208	108	208	108	208	108	208
A	1	2	2	3	3	4	4	5	5	8	10	13	15	18	20
N	6	8	8	10	10	12	12	14	14	20	24	30	34	40	44
重量 Weight (kg)	12.8	14.8	16.8	18.8	20.8	22.8	24.8	26.8	28.8	38.8	48.8	58.8	68.8	78.8	88.8

JP 日規半密同步带直線模組

JP. SEMI-SEALED TOOTHED BELT AXES LINEAR MODULE

AMCT-202

滑台安裝方式
Assembly Position

此圖僅供參考，出貨規格詳見尺寸圖面
The picture is just for the reference. Please check the the actual dimensions on the drawing.

型號表示方式 Ordering Method

AMCT - 202 - L120 - 500 - OL - L - M75 - O3 - OS - 0000

本體型號 Model

行程 Stroke

100-4000mm
50間隔 50 mm Pitch

※行程50限定只能安裝2組光電。
Limitations while stroke is 50 only install 2 sets of optoelectronics.

模組寬度 Module width

202	202mm

導程 Lead

120	120mm

锁位 Assembly Position

OL	外鎖 Outside
IL	內鎖 Inside

馬達安裝位置 Motor Position

L	馬達左折 Motor Left Side
R	馬達右折 Motor Right Side
LF	馬達左直連 Motor Left Direct
RF	馬達右直連 Motor Right Direct
LU	馬達左上折 Motor Left Upper Side
RU	馬達右上折 Motor Right Upper Side
D	雙向出折 Dual Solid Shafts

馬達廠牌、功率 Motor Brand、Power Output

M	三菱 Mitsubishi	20	-
P	松下 Yaskawa	40	-
T	台達 Delta	75	750W
J	杰美康 Jiemeikang	1.0	-
H	匯川 Inovance	2.0	-

感應器 Limit Sensor

外掛型 Out Side	
3	3只 3 PCS
4	4只 4 PCS
無SENSOR No Sensor	

注油系列 Oiling systemy

配有注油Equipped with oiling
無 SENSOR No Sensor

特注式樣 Special Order No.

產品基本規格 Specification

馬達輸出 Motor Power (W)	750
額定扭矩 Torque (Nm)	2.39
同步帶規格 Toothed Belt Spec.	STD 5M - 45 x 5
重複定位精度 Rep. Accuracy (mm)	±0.05
減速比配置 Reducer Ratio Config.	減速機 Gear Reducer
	1:3 ~ 1:10
同步帶導程 Toothed Belt Pitch (mm)	120
最高速度 Max. Speed (mm/s)	5000
行程範圍 Stroke Range (mm)	100...4000 / 50 間隔 Pitch

最大負載值 Max. Load (kg)	水平 Horizontal	100
	側掛 Sidehang	55
導軌規格 Guide Spec.		W25×H18
光電開關 Optical Proximity Sensor		PM-L45

光電開關接線圖 Optiacal Proximity Sensor Wiring Diagram

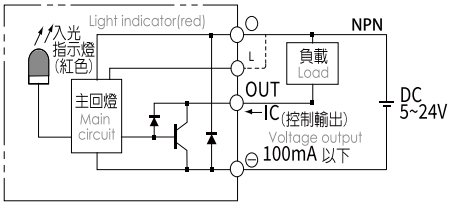

容許負載力距表 Allowable Overhang

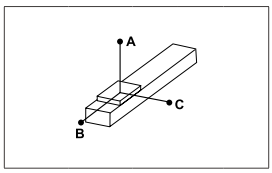

(單位 Unit : mm)

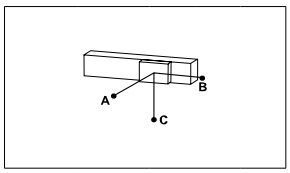

(單位 Unit : mm)

水平安裝 Horizontal Installation		A	B	C
導程 120 Lead	40kg	900	350	505
	80kg	710	200	300
	100kg	610	160	200

側掛安裝 Sidehang Installation		A	B	C
導程 120 Lead	40kg	250	310	860
	80kg	130	170	620
	100kg	90	130	500

※力距表所表示的數據，代表重心。
The torque value in the chart indicate the center of gravity。
※倒吊使用無法套用標準規範，如有需求請洽詢我司業務。
Data information is not for ceiling-mount inverse use.Contact us for the details if you want to apply ceiling-mount inverse usage.

靜態容許負載力矩 Static Loading Moment

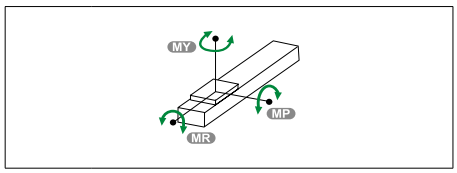

(單位 Unit : N.m)

MY	400
MP	151
MR	151

常用伺服電機尺寸參考數據 Common servo motor size reference data

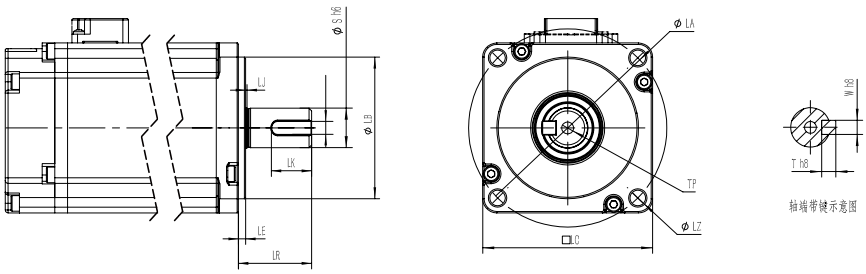

功率(W) Power Output	品牌 Motor Brand	識別代號 Identification code	S	LR	LA	W	LZ	LB	LE
750W	三菱 Mitsubishi	M	19	40	90	6	M6	70	3
750W	松下 Yaskawa	P	19	35	90	6（深3.5）	M5	70	3
750W	台達 Delta	T	19	35	90	6（深3.5）	M6	70	3
750W	杰美康 Jiemeikang	J	19	40	90	6	M6	70	3
750W	匯川 Inovance	H	19	35	90	3	M6	70	3

馬達左折/馬達右折
Motor Left Side / Motor Right Side

L 馬達左折 Motor Left Side

單位 Unit: mm

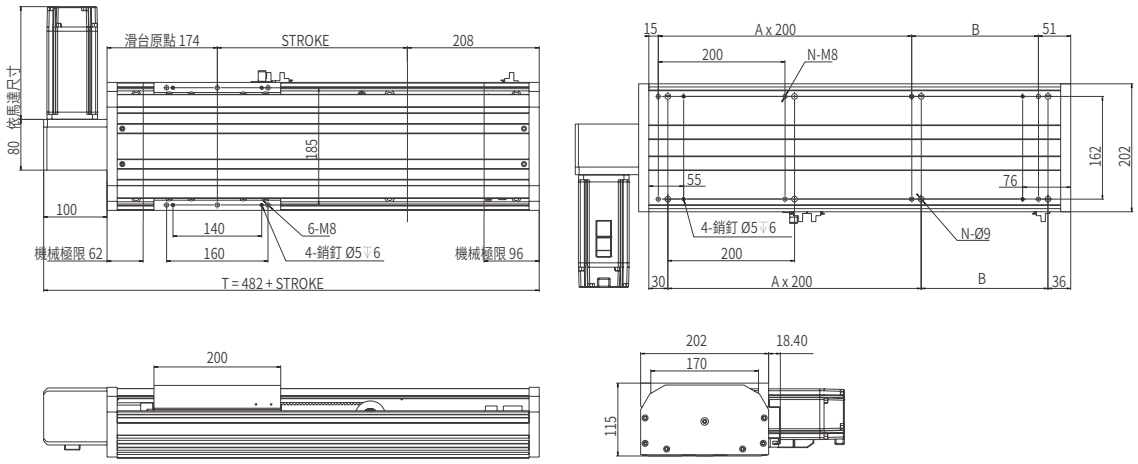

行程 Stroke	200	300	400	500	600	700	800	900	1000	1100	1200	1300	1400	1500	1600	1700	1800	1900	2000	2100	2200	2300	2400	2500
T	682	782	882	982	1082	1182	1282	1382	1482	1582	1682	1782	1882	1982	2082	2182	2282	2382	2482	2582	2682	2782	2882	2982
B	100	200	100	200	100	200	100	200	100	200	100	200	100	200	100	200	100	200	100	200	100	200	100	200
A	1	2	3	3	4	4	5	5	6	6	7	7	8	8	9	9	10	10	11	11	12	12	13	13
N	6	8	10	10	12	12	14	14	16	16	18	18	20	20	22	22	24	24	26	26	28	28	30	30
重量 Weight (kg)	14.5	17	19.5	22	24.5	27	29.5	32	34.5	37	39.5	42	44.5	47	49.5	52	54.5	57	59.5	62	64.5	67	69.5	72

R 馬達右折 Motor Right Side

單位 Unit: mm

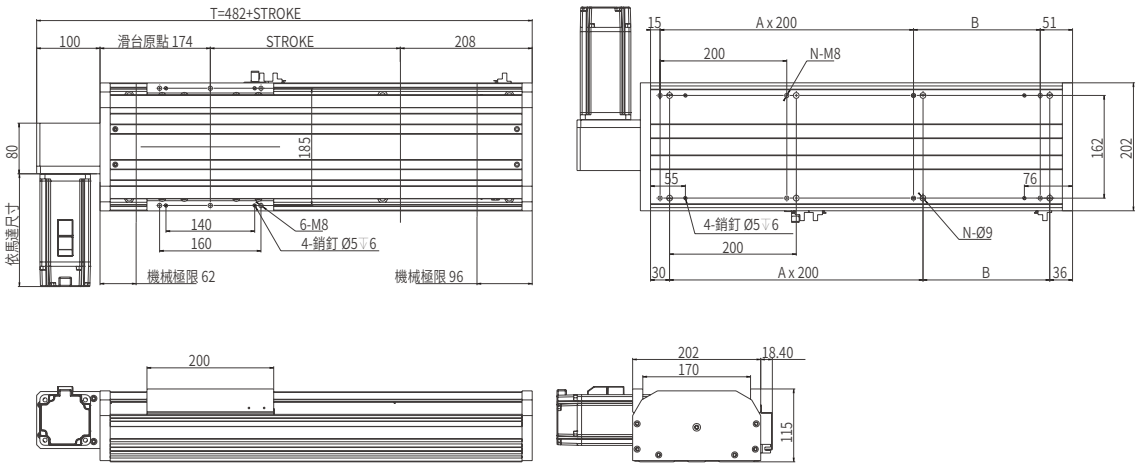

行程 Stroke	200	300	400	500	600	700	800	900	1000	1100	1200	1300	1400	1500	1600	1700	1800	1900	2000	2100	2200	2300	2400	2500
T	682	782	882	982	1082	1182	1282	1382	1482	1582	1682	1782	1882	1982	2082	2182	2282	2382	2482	2582	2682	2782	2882	2982
B	100	200	100	200	100	200	100	200	100	200	100	200	100	200	100	200	100	200	100	200	100	200	100	200
A	1	2	3	3	4	4	5	5	6	6	7	7	8	8	9	9	10	10	11	11	12	12	13	13
N	6	8	10	10	12	12	14	14	16	16	18	18	20	20	22	22	24	24	26	26	28	28	30	30
重量 Weight (kg)	14.5	17	19.5	22	24.5	27	29.5	32	34.5	37	39.5	42	44.5	47	49.5	52	54.5	57	59.5	62	64.5	67	69.5	72

馬達左直連/馬達右直連
Motor Left Direct / Motor Right Direct

LF 馬達左直連 Motor Left Direct

單位 Unit: mm

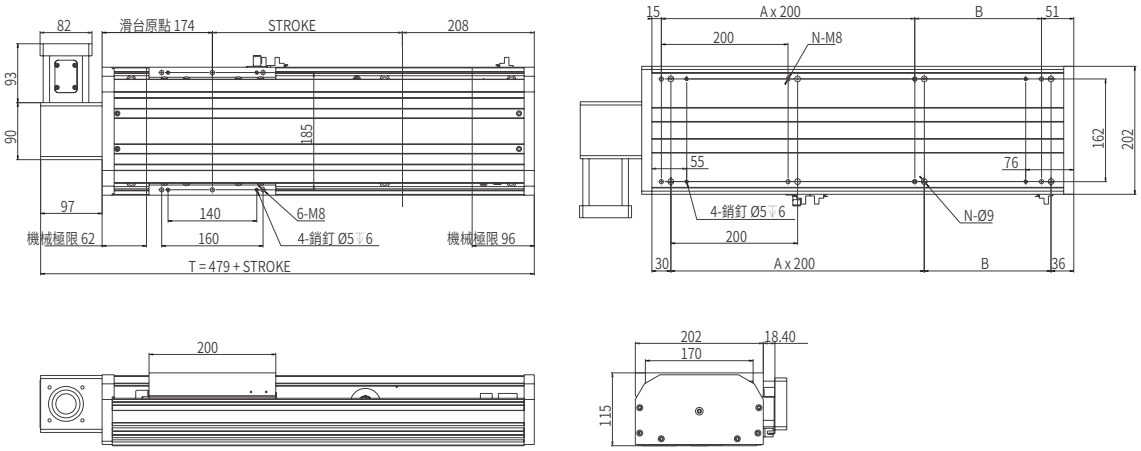

行程 Stroke	200	300	400	500	600	700	800	900	1000	1100	1200	1300	1400	1500	1600	1700	1800	1900	2000	2100	2200	2300	2400	2500
T	679	779	879	979	1079	1179	1279	1379	1479	1579	1679	1779	1879	1979	2079	2179	2279	2379	2479	2579	2679	2779	2879	2979
B	100	200	100	200	100	200	100	200	100	200	100	200	100	200	100	200	100	200	100	200	100	200	100	200
A	1	2	3	3	4	4	5	5	6	6	7	7	8	8	9	9	10	10	11	11	12	12	13	13
N	6	8	10	10	12	12	14	14	16	16	18	18	20	20	22	22	24	24	26	26	28	28	30	30
重量 Weight (kg)	15.3	17.8	20.3	22.8	25.3	27.8	30.3	32.8	35.3	37.8	40.3	42.8	45.3	47.8	50.3	52.8	55.3	57.8	60.3	62.8	65.3	67.8	70.3	72.8

RF 馬達右直連 Motor Right Direct

單位 Unit: mm

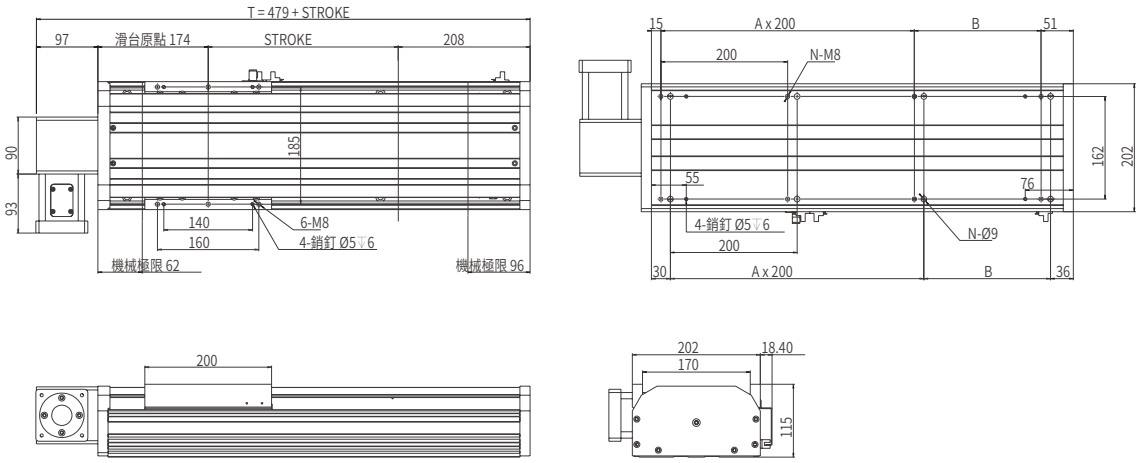

行程 Stroke	200	300	400	500	600	700	800	900	1000	1100	1200	1300	1400	1500	1600	1700	1800	1900	2000	2100	2200	2300	2400	2500
T	679	779	879	979	1079	1179	1279	1379	1479	1579	1679	1779	1879	1979	2079	2179	2279	2379	2479	2579	2679	2779	2879	2979
B	100	200	100	200	100	200	100	200	100	200	100	200	100	200	100	200	100	200	100	200	100	200	100	200
A	1	2	3	3	4	4	5	5	6	6	7	7	8	8	9	9	10	10	11	11	12	12	13	13
N	6	8	10	10	12	12	14	14	16	16	18	18	20	20	22	22	24	24	26	26	28	28	30	30
重量 Weight (kg)	15.3	17.8	20.3	22.8	25.3	27.8	30.3	32.8	35.3	37.8	40.3	42.8	45.3	47.8	50.3	52.8	55.3	57.8	60.3	62.8	65.3	67.8	70.3	72.8

本圖面僅供參考用途，實際尺寸皆以實際提供之2D/3D圖紙為準 This drawing is for reference only. The actual dimensions are based on the actual 2D / 3D drawings provided.

馬達左上折/馬達右上折
Motor Left Upper Side / Motor Right Upper Side

LU 馬達左上折 Motor Left Upper Side

單位 Unit: mm

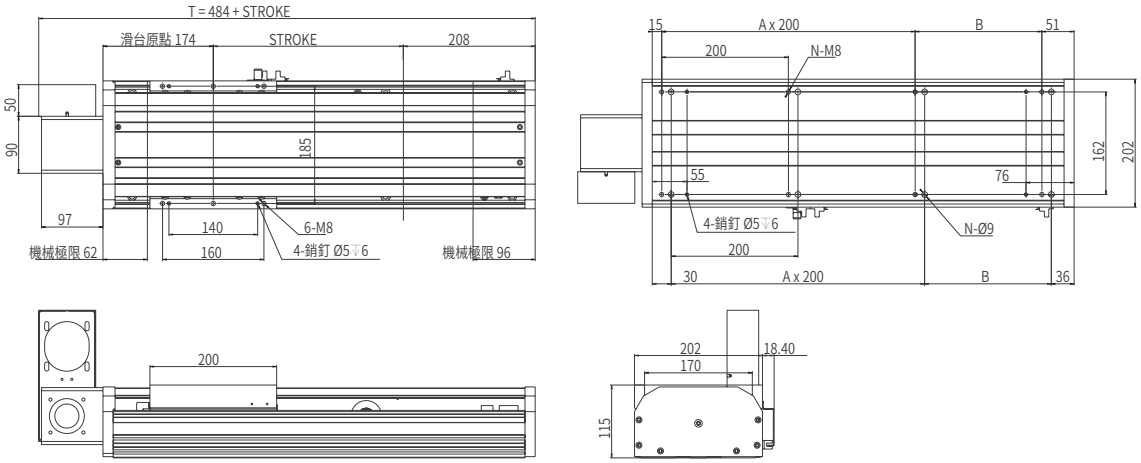

行程 Stroke	200	300	400	500	600	700	800	900	1000	1100	1200	1300	1400	1500	1600	1700	1800	1900	2000	2100	2200	2300	2400	2500
T	684	784	884	984	1084	1184	1284	1384	1484	1584	1684	1784	1884	1984	2084	2184	2284	2384	2484	2584	2684	2784	2884	2984
B	100	200	100	200	100	200	100	200	100	200	100	200	100	200	100	200	100	200	100	200	100	200	100	200
A	1	2	3	3	4	4	5	5	6	6	7	7	8	8	9	9	10	10	11	11	12	12	13	13
N	6	8	10	10	12	12	14	14	16	16	18	18	20	20	22	22	24	24	26	26	28	28	30	30
重量 Weight (kg)	15.3	17.8	20.3	22.8	25.3	27.8	30.3	32.8	35.3	37.8	40.3	42.8	45.3	47.8	50.3	52.8	55.3	57.8	60.3	62.8	65.3	67.8	70.3	72.8

RU 馬達右上折 Motor Right Upper Side

單位 Unit: mm

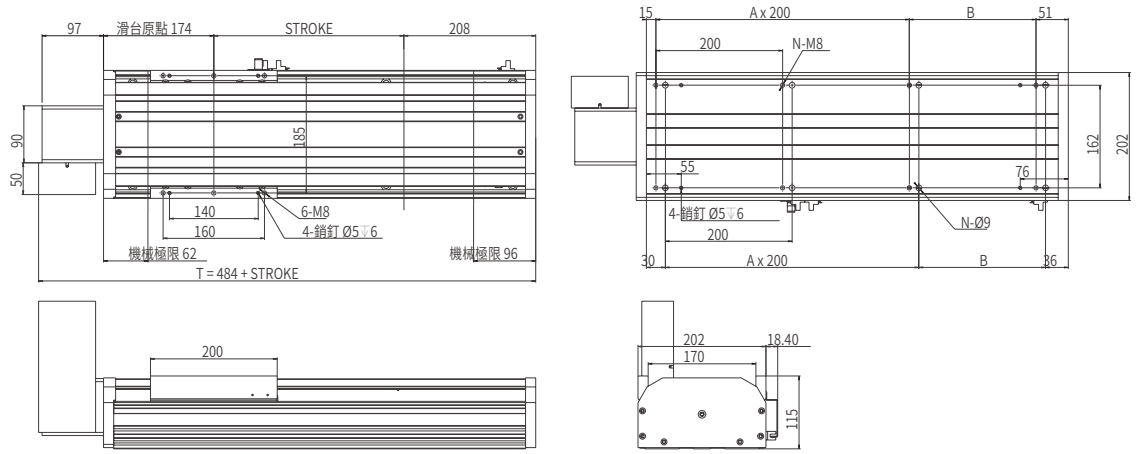

行程 Stroke	200	300	400	500	600	700	800	900	1000	1100	1200	1300	1400	1500	1600	1700	1800	1900	2000	2100	2200	2300	2400	2500
T	684	784	884	984	1084	1184	1284	1384	1484	1584	1684	1784	1884	1984	2084	2184	2284	2384	2484	2584	2684	2784	2884	2984
B	100	200	100	200	100	200	100	200	100	200	100	200	100	200	100	200	100	200	100	200	100	200	100	200
A	1	2	3	3	4	4	5	5	6	6	7	7	8	8	9	9	10	10	11	11	12	12	13	13
N	6	8	10	10	12	12	14	14	16	16	18	18	20	20	22	22	24	24	26	26	28	28	30	30
重量 Weight (kg)	15.3	17.8	20.3	22.8	25.3	27.8	30.3	32.8	35.3	37.8	40.3	42.8	45.3	47.8	50.3	52.8	55.3	57.8	60.3	62.8	65.3	67.8	70.3	72.8

雙向出軸
Dual Solid Shaft

D 雙向出軸 Dual Solid Shaft

單位 Unit: mm

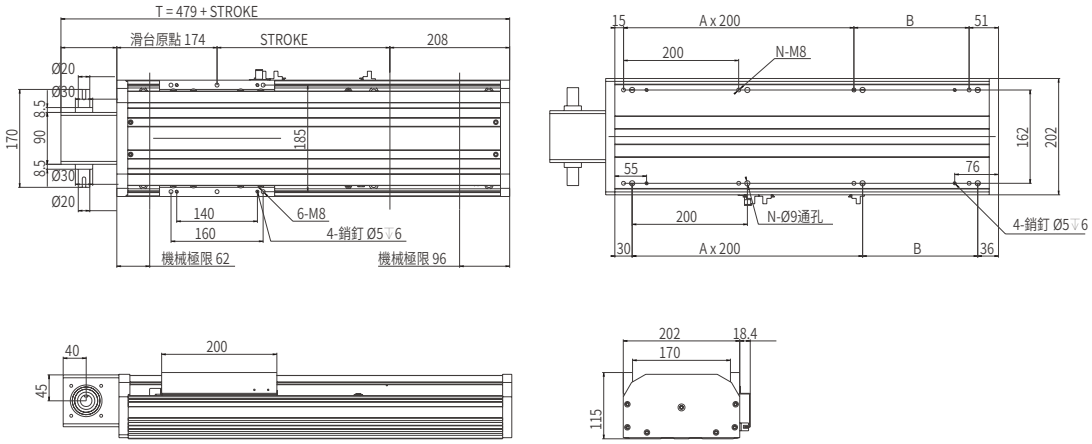

行程 Stroke	200	300	400	500	600	700	800	900	1000	1100	1200	1300	1400	1500	1600	1700	1800	1900	2000	2100	2200	2300	2400	2500
T	679	779	879	979	1079	1179	1279	1379	1479	1579	1679	1779	1879	1979	2079	2179	2279	2379	2479	2579	2679	2779	2879	2979
B	100	200	100	200	100	200	100	200	100	200	100	200	100	200	100	200	100	200	100	200	100	200	100	200
A	1	2	3	3	4	4	5	5	6	6	7	7	8	8	9	9	10	10	11	11	12	12	13	13
N	6	8	10	10	12	12	14	14	16	16	18	18	20	20	22	22	24	24	26	26	28	28	30	30
重量 Weight (kg)	15.3	17.8	20.3	22.8	25.3	27.8	30.3	32.8	35.3	37.8	40.3	42.8	45.3	47.8	50.3	52.8	55.3	57.8	60.3	62.8	65.3	67.8	70.3	72.8

MEMO

同步帶系列

AMCTD Series

日規全密式同步带直線模组

TW. SEALED TOOTHED BELT AXES LINEAR MODULE

無塵環境 / 時規皮帶 Dustproof/Timing Belt

AMCT-70D	本體寬度Width	70mm
	最大行程Max.stroke	1500mm
	最大荷重Max.payload	10kg
AMCT-100D	本體寬度Width	100mm
	最大行程Max.stroke	2000mm
	最大荷重Max.payload	15kg
AMCT-134D	本體寬度Width	134mm
	最大行程Max.stroke	4000mm
	最大荷重Max.payload	30kg

AMCT-178D	本體寬度Width	178mm
	最大行程Max.stroke	4000mm
	最大荷重Max.payload	45kg
AMCT-202D	本體寬度Width	202mm
	最大行程Max.stroke	4000mm
	最大荷重Max.payload	100kg

JP 日規全密同步带直線模組

JP. SEALED TOOTHED BELT AXES LINEAR MODULE

AMCT-70D



滑台安裝方式
Assembly Position

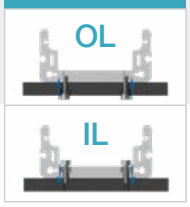

此圖僅供參考，出貨規格詳見尺寸圖面
The picture is just for the reference. Please check the the actual dimensions on the drawing.

型號表示方式 Ordering Method

AMCT - 70D - L90 - 500 - OL - L - M40 - O3 - 0000

本體型號 Model

特注式樣
Special Order No.

行程
Stroke

100-1500mm
50間隔 50 mm Pitch

※行程50限定只能安裝2組光電。
Limitations while stroke is 50 only install 2 sets of optoelectronics.

馬達安裝位置
Motor Position

L	馬達左折 Motor Left Side
R	馬達右折 Motor Right Side
LF	馬達左直連 Motor Left Direct
RF	馬達右直連 Motor Right Direct
LU	馬達左上折 Motor Left Upper Side
RU	馬達右上折 Motor Right Upper Side
D	雙向出折 Dual Solid Shafts

馬達廠牌、功率
Motor Brand、Power Output

M	三菱 Mitsubishi	20	200W
P	松下 Yaskawa	40	400W
T	台達 Delta	75	-
J	杰美康 Jemeikang	1.0	-
H	匯川 Inovance	2.0	-

感應器
Limit Sensor

外掛型 Out Side	
3	3只 3 PCS
4	4只 4 PCS
無SENSOR No Sensor	

模組寬度
Module width

70	70mm
D	防塵型 Dustproof type

導程
Lead

90	90mm

锁位
Assembly Position

OL	外鎖 Outside
IL	內鎖 Inside

產品基本規格 Specification

馬達輸出 Motor Power (W)	200/400
額定扭矩 Torque (Nm)	0.64/1.27
同步带規格 Toothed Belt Spec.	STD 3M - 15 x 3
重複定位精度 Rep. Accuracy (mm)	±0.04
減速比配置 Reducer Ratio Config.	減速機 Gear Reducer
	1:3 ~ 1:10
同步带導程 Toothed Belt Pitch (mm)	90
最高速度 Max. Speed (mm/s)	4500
行程範圍 Stroke Range (mm)	100...1500 / 50 間隔 Pitch

最大負載值 Max. Load (kg)	水平 Horizontal	13
	側掛 Sidehang	8
導軌規格 Guide Spec.		W24×H8.5
光電開關 Optical Proximity Sensor		PM-L45

光電開關接綫圖 Optiacal Proximity Sensor Wiring Diagram

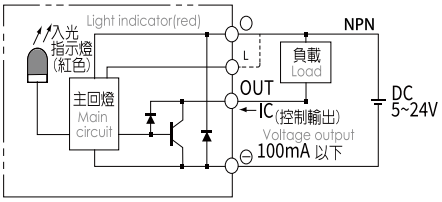

容許負載力距表 Allowable Overhang

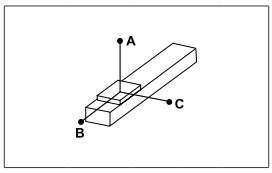

(單位 Unit : mm)

水平安裝 Horizontal Installation		A	B	C
導程 90 Lead	5kg	290	155	130
	10kg	165	70	60
	12kg	95	35	25

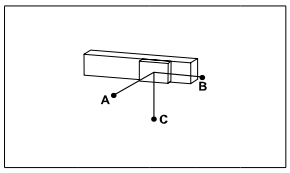

(單位 Unit : mm)

側掛安裝 Sidehang Installation		A	B	C
導程 90 Lead	5kg	100	120	240
	10kg	40	55	120
	12kg	9	15	60

※力距表所表示的數據，代表重心。
The torque value in the chart indicate the center of gravity。
※倒吊使用無法套用標準規範，如有需求請洽詢我司業務。
Data information is not for ceiling-mount inverse use.Contact us for the details if you want to apply ceiling-mount inverse usage.

靜態容許負載力矩 Static Loading Moment

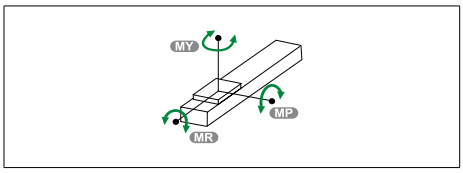

(單位 Unit : N.m)

MY	20
MP	10
MR	10

常用伺服電機尺寸參考數據 Common servo motor size reference data

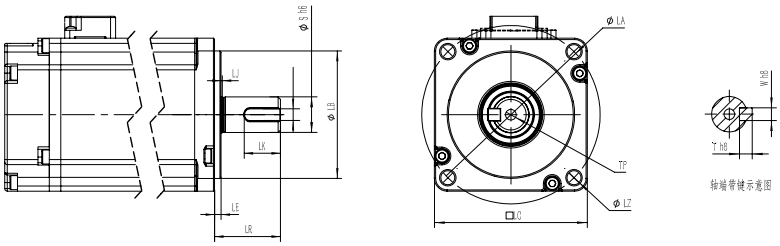

功率(W) Power Output	品牌 Motor Brand	識別代號 Identification code	S	LR	LA	W	LZ	LB	LE
200W	三菱 Mitsubishi	M	14	30	70	5	M5	50	3
200W	松下 Yaskawa	P	11	30	70	4（深2.5）	M4	50	3
200W	台達 Delta	T	11	30	70	4（深3.0）	M5	50	3
200W	杰美康 Jiemeikang	J	14	30	70	5	M5	50	3
200W	匯川 Inovance	H	11	30	70	5	M5	50	3
400W	三菱 Mitsubishi	M	14	30	70	5	M5	50	3
400W	松下 Yaskawa	P	14	30	70	5（深3.0）	M4	50	3
400W	台達 Delta	T	14	30	70	5（深3.0）	M5	50	3
400W	杰美康 Jiemeikang	J	14	30	70	5	M5	50	3
400W	匯川 Inovance	H	14	30	70	5	M5	50	3

馬達左折/馬達右折
Motor Left Side / Motor Right Side

L 馬達左折 Motor Left Side

單位 Unit: mm

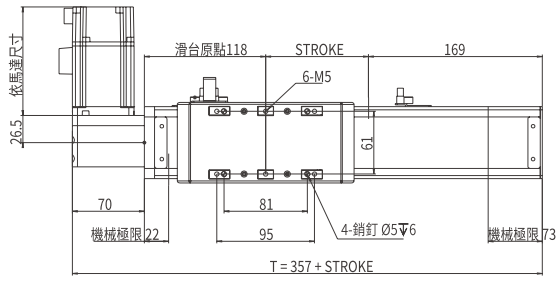

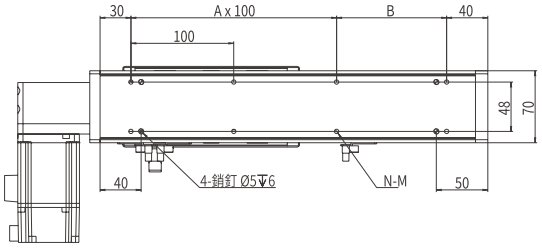

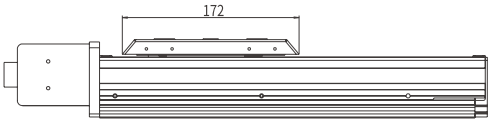

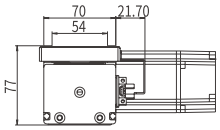

鎖位方式 Screw Position	D	M
外鎖 Outside	48	M5
內鎖 Inside	48	Φ5.5

行程 Stroke	100	150	200	250	300	350	400	450	500	550	600	650
T	457	507	557	607	657	707	757	807	857	907	957	1007
B	107	57	107	57	107	57	107	57	107	57	107	57
A	2	3	3	4	4	5	5	6	6	7	7	8
N	8	10	10	12	12	14	14	16	16	18	18	20
重量 Weight (kg)	3.8	4.1	4.4	4.7	5	5.3	5.6	5.9	6.1	6.5	6.8	7.1

R 馬達右折 Motor Right Side

單位 Unit: mm

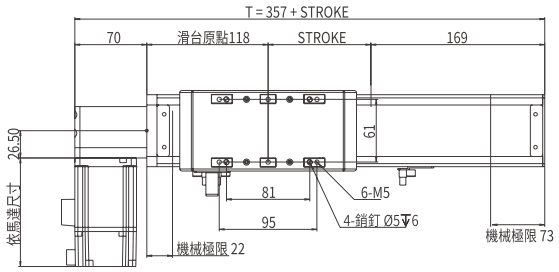

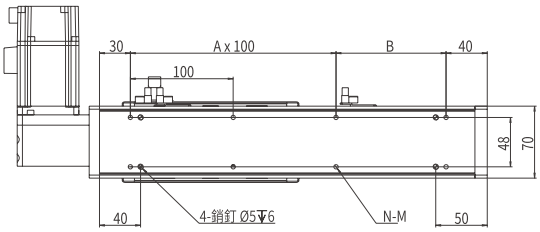

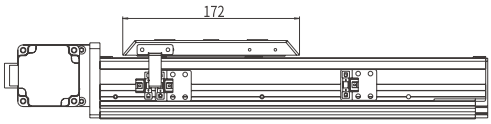

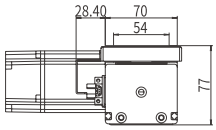

鎖位方式 Screw Position	D	M
外鎖 Outside	48	M5
內鎖 Inside	48	Φ5.5

行程 Stroke	100	150	200	250	300	350	400	450	500	550	600	650
T	457	507	557	607	657	707	757	807	857	907	957	1007
B	107	57	107	57	107	57	107	57	107	57	107	57
A	2	3	3	4	4	5	5	6	6	7	7	8
N	8	10	10	12	12	14	14	16	16	18	18	20
重量 Weight (kg)	3.8	4.1	4.4	4.7	5	5.3	5.6	5.9	6.1	6.5	6.8	7.1

馬達左直連/馬達右直連
Motor Left Direct / Motor Right Direct

LF 馬達左直連 Motor Left Direct

單位 Unit: mm

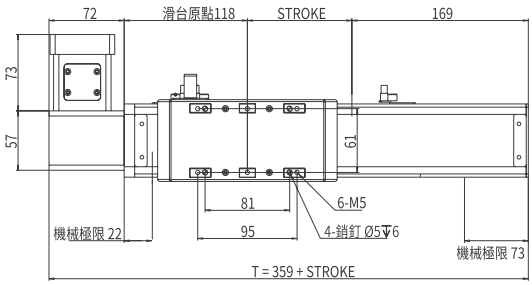

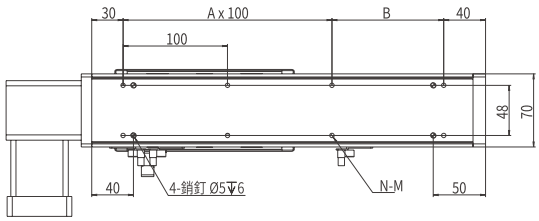

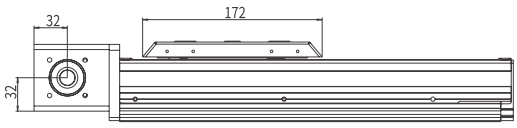

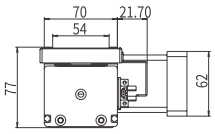

鎖位方式 Screw Position	D	M
外鎖 Outside	48	M5
內鎖 Inside	48	Φ5.5

行程 Stroke	100	150	200	250	300	350	400	450	500	550	600	650
T	459	509	559	609	659	709	759	809	859	909	959	1009
B	107	57	107	57	107	57	107	57	107	57	107	57
A	2	3	3	4	4	5	5	6	6	7	7	8
N	8	10	10	12	12	14	14	16	16	18	18	20
重量 Weight (kg)	4.4	4.7	5	5.3	5.6	5.9	6.2	6.5	6.8	7.1	7.4	7.7

RF 馬達右直連 Motor Right Direct

單位 Unit: mm

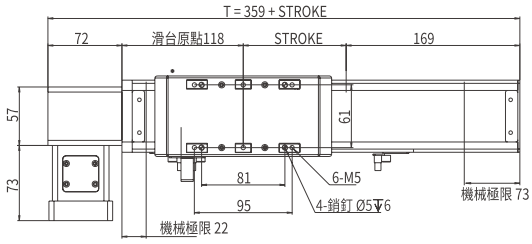

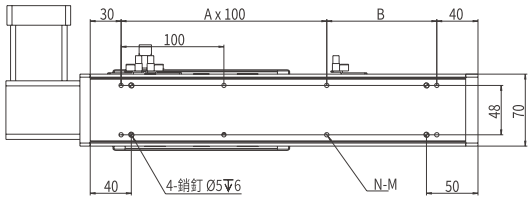

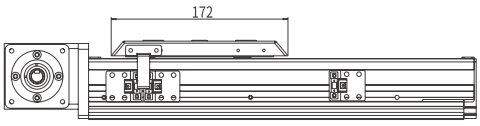

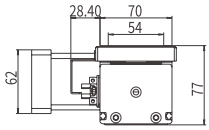

鎖位方式 Screw Position	D	M
外鎖 Outside	48	M5
內鎖 Inside	48	Φ5.5

行程 Stroke	100	150	200	250	300	350	400	450	500	550	600	650
T	459	509	559	609	659	709	759	809	859	909	959	1009
B	107	57	107	57	107	57	107	57	107	57	107	57
A	2	3	3	4	4	5	5	6	6	7	7	8
N	8	10	10	12	12	14	14	16	16	18	18	20
重量 Weight (kg)	4.4	4.7	5	5.3	5.6	5.9	6.2	6.5	6.8	7.1	7.4	7.7

本圖面僅供參考用途，實際尺寸皆以實際提供之2D/3D圖紙為準 This drawing is for reference only. The actual dimensions are based on the actual 2D / 3D drawings provided.

馬達左上折/馬達右上折
Motor Left Upper Side / Motor Right Upper Side

LU 馬達左上折 Motor Left Upper Side

單位 Unit: mm

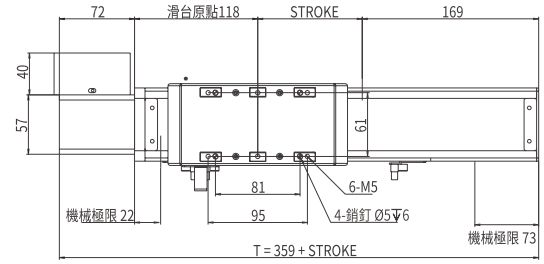

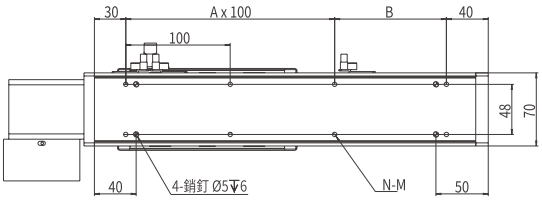

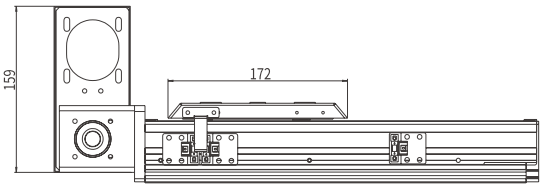

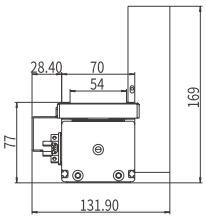

鎖位方式 Screw Position	D	M
外鎖 Outside	48	M5
內鎖 Inside	48	Φ5.5

行程 Stroke	100	150	200	250	300	350	400	450	500	550	600	650
T	459	509	559	609	659	709	759	809	859	909	959	1009
B	107	57	107	57	107	57	107	57	107	57	107	57
A	2	3	3	4	4	5	5	6	6	7	7	8
N	8	10	10	12	12	14	14	16	16	18	18	20
重量 Weight (kg)	4.4	4.7	5	5.3	5.6	5.9	6.2	6.5	6.8	7.1	7.4	7.7

RU 馬達右上折 Motor Right Upper Side

單位 Unit: mm

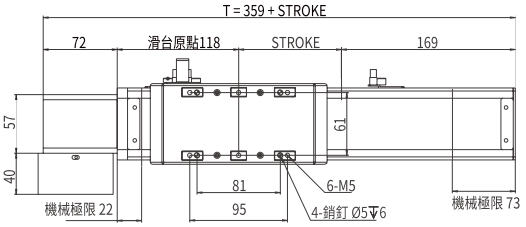

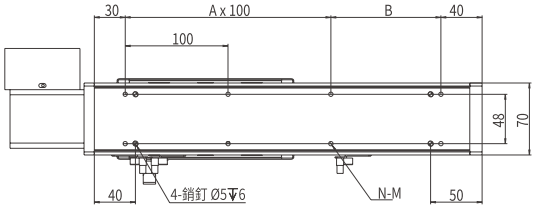

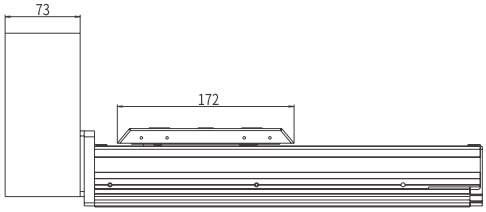

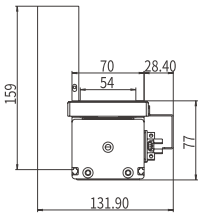

鎖位方式 Screw Position	D	M
外鎖 Outside	48	M5
內鎖 Inside	48	Φ5.5

行程 Stroke	100	150	200	250	300	350	400	450	500	550	600	650
T	459	509	559	609	659	709	759	809	859	909	959	1009
B	107	57	107	57	107	57	107	57	107	57	107	57
A	2	3	3	4	4	5	5	6	6	7	7	8
N	8	10	10	12	12	14	14	16	16	18	18	20
重量 Weight (kg)	4.4	4.7	5	5.3	5.6	5.9	6.2	6.5	6.8	7.1	7.4	7.7

雙向出軸
Dual Solid Shaft

D 雙向出軸 Dual Solid Shaft

單位 Unit: mm

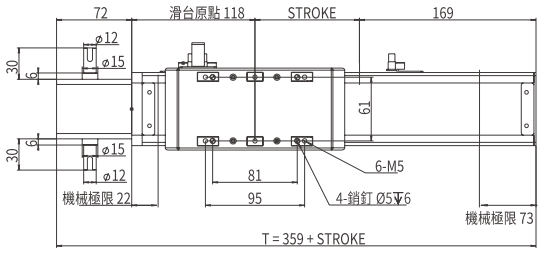

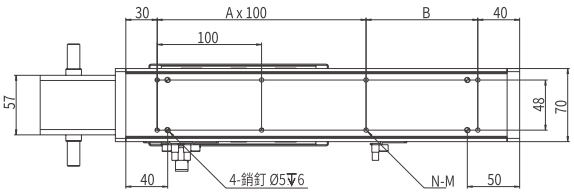

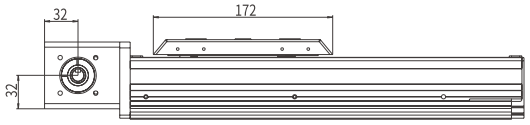

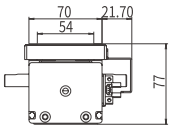

鎖位方式 Screw Position	D	M
外鎖 Outside	48	M5
內鎖 Inside	48	Φ5.5

行程 Stroke	100	150	200	250	300	350	400	450	500	550	600	650
T	459	509	559	609	659	709	759	809	859	909	959	1009
B	107	57	107	57	107	57	107	57	107	57	107	57
A	2	3	3	4	4	5	5	6	6	7	7	8
N	8	10	10	12	12	14	14	16	16	18	18	20
重量 Weight (kg)	4.4	4.7	5	5.3	5.6	5.9	6.2	6.5	6.8	7.1	7.4	7.7

JP 日規全密同步带直線模組

JP. SEALED TOOTHED BELT AXES LINEAR MODULE

AMCT-100D

此圖僅供參考，出貨規格詳見尺寸圖面

The picture is just for the reference. Please check the the actual dimensions on the drawing.

型號表示方式 Ordering Method

AMCT - 100D - L90 - 500 - OL - L - M40 - O3 - 0000

本體型號 Model

特注式樣 Special Order No.

行程 Stroke

100-2000mm
50間隔 50 mm Pitch

※行程50限定只能安裝2組光電。
Limitations while stroke is 50 only install 2 sets of optoelectronics.

模組寬度 Module width

100	100mm
D	防塵型 Dustproof type

導程 Lead

90	90mm

锁位 Assembly Position

OL	外鎖 Outside
IL	內鎖 Inside

馬達安裝位置 Motor Position

L	馬達左折 Motor Left Side
R	馬達右折 Motor Right Side
LF	馬達左直接 Motor Left Direct
RF	馬達右直接 Motor Right Direct
LU	馬達左上折 Motor Left Upper Side
RU	馬達右上折 Motor Right Upper Side
D	雙向出折 Dual Solid Shafts

馬達廠牌、功率 Motor Brand、Power Output

M	三菱 Mitsubishi	20	200W
P	松下 Yaskawa	40	400W
T	台達 Delta	75	-
J	杰美康 Jemeikang	1.0	-
H	匯川 Inovance	2.0	-

感應器 Limit Sensor

外掛型 Out Side	
3	3只 3 PCS
4	4只 4 PCS
無SENSOR No Sensor	

產品基本規格 Specification

馬達輸出 Motor Power (W)	200/400
額定扭矩 Torque (Nm)	0.64/1.27
同步带規格 Toothed Belt Spec.	STD 5 M- 15 x 3
重複定位精度 Rep. Accuracy (mm)	±0.04
減速比配置 Reducer Ratio Config.	減速機 Gear Reducer
	1:3 ~ 1:10
同步带導程 Toothed Belt Pitch (mm)	90
最高速度 Max. Speed (mm/s)	4500
行程範圍 Stroke Range (mm)	100...2000 / 50 間隔 Pitch

最大負載值 Max. Load (kg)	水平 Horizontal	15
	側掛 Sidehang	10
導軌規格 Guide Spec.		W15×H12.5
光電開關 Optical Proximity Sensor		PM-L45

光電開關接綫圖 Optiacal Proximity Sensor Wiring Diagram

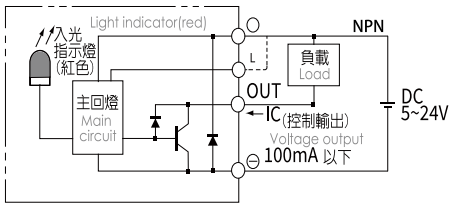

容許負載力距表 Allowable Overhang

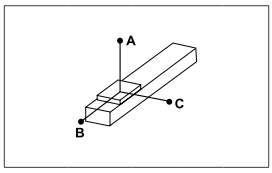

(單位 Unit : mm)

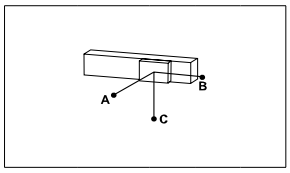

(單位 Unit : mm)

水平安裝 Horizontal Installation		A	B	C
導程 90 Lead	15kg	120	45	35
	18kg	25	14	12
	22kg	12	4	3

側掛安裝 Sidehang Installation		A	B	C
導程 90 Lead	10kg	50	65	130
	20kg	10	15	80
	-	-	-	-

※力距表所表示的數據，代表重心。
The torque value in the chart indicate the center of gravity。
※倒吊使用無法套用標準規範，如有需求請洽詢我司業務。
Data information is not for ceiling-mount inverse use.Contact us for the details if you want to apply ceiling-mount inverse usage.

靜態容許負載力矩 Static Loading Moment

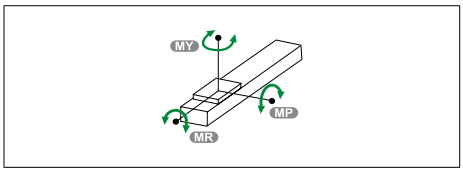

(單位 Unit : N.m)

MY	53
MP	35
MR	35

常用伺服電機尺寸參考數據 Common servo motor size reference data

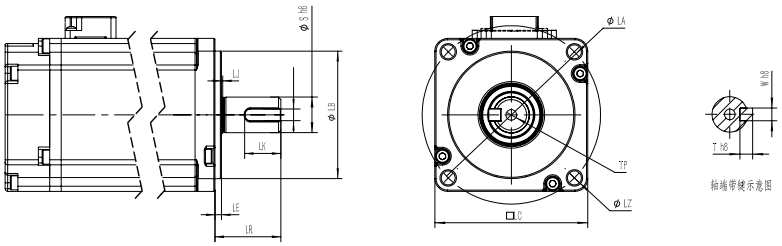

功率(W) Power Output	品牌 Motor Brand	識別代號 Identification code	S	LR	LA	W	LZ	LB	LE
200W	三菱 Mitsubishi	M	14	30	70	5	M5	50	3
200W	松下 Yaskawa	P	11	30	70	4（深2.5）	M4	50	3
200W	台達 Delta	T	11	30	70	4（深3.0）	M5	50	3
200W	杰美康 Jiemeikang	J	14	30	70	5	M5	50	3
200W	匯川 Inovance	H	11	30	70	5	M5	50	3
400W	三菱 Mitsubishi	M	14	30	70	5	M5	50	3
400W	松下 Yaskawa	P	14	30	70	5（深3.0）	M4	50	3
400W	台達 Delta	T	14	30	70	5（深3.0）	M5	50	3
400W	杰美康 Jiemeikang	J	14	30	70	5	M5	50	3
400W	匯川 Inovance	H	14	30	70	5	M5	50	3

馬達左折/馬達右折
Motor Left Side / Motor Right Side

L 馬達左折 Motor Left Side

單位 Unit: mm

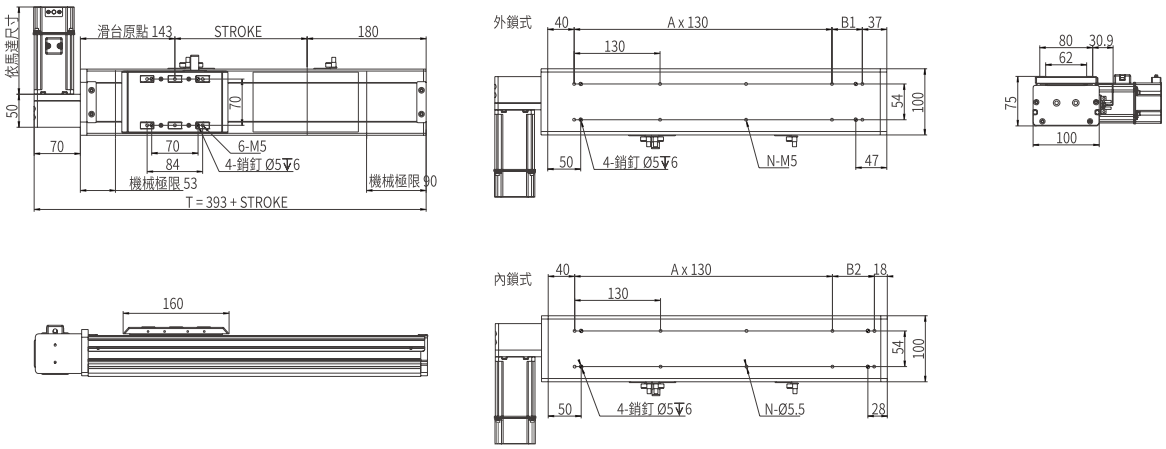

行程 Stroke	300	400	500	600	700	800	900	1000	1100	1200	1300	1400	1500
T	693	793	893	993	1093	1193	1293	1393	1493	1593	1693	1793	1893
B1	146	116	86	56	26	126	96	66	36	136	106	76	46
B2	165	135	105	75	45	145	115	85	55	155	125	95	65
A	3	4	5	6	7	7	8	9	10	10	11	12	13
N	10	12	14	16	18	18	20	22	24	24	26	28	30
重量 Weight (kg)	6	6.8	7.6	8.4	9.2	10	10.8	11.6	12.4	13.2	14	14.8	15.6

R 馬達右折 Motor Right Side

單位 Unit: mm

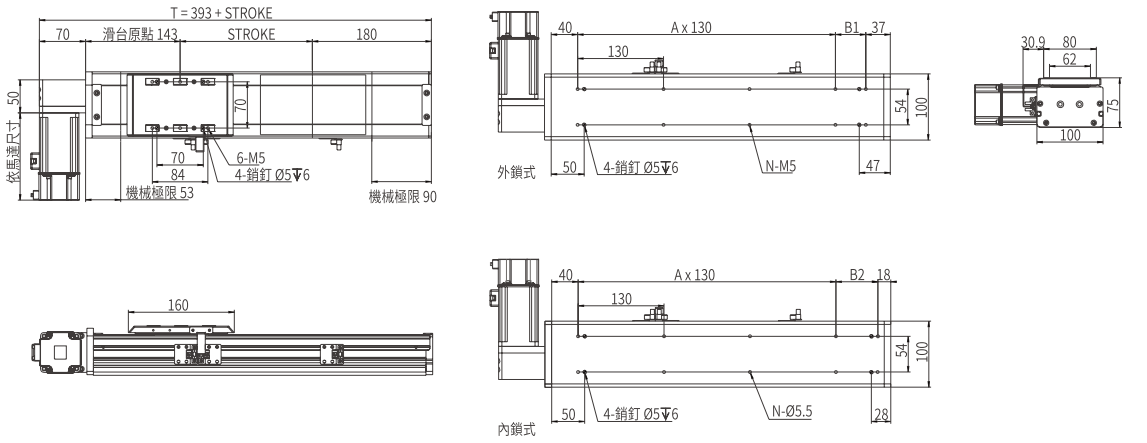

行程 Stroke	300	400	500	600	700	800	900	1000	1100	1200	1300	1400	1500
T	693	793	893	993	1093	1193	1293	1393	1493	1593	1693	1793	1893
B1	146	116	86	56	26	126	96	66	36	136	106	76	46
B2	165	135	105	75	45	145	115	85	55	155	125	95	65
A	3	4	5	6	7	7	8	9	10	10	11	12	13
N	10	12	14	16	18	18	20	22	24	24	26	28	30
重量 Weight (kg)	6	6.8	7.6	8.4	9.2	10	10.8	11.6	12.4	13.2	14	14.8	15.6

馬達左直連/馬達右直連
Motor Left Direct / Motor Right Direct

LF 馬達左直連 Motor Left Direct

單位 Unit: mm

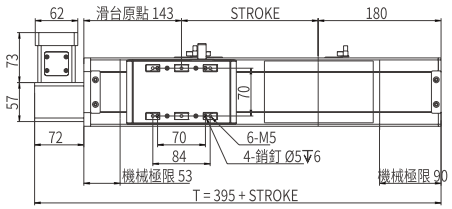

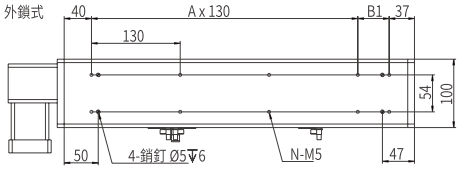

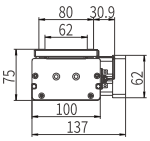

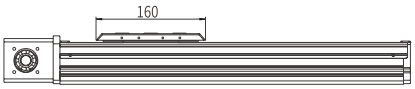

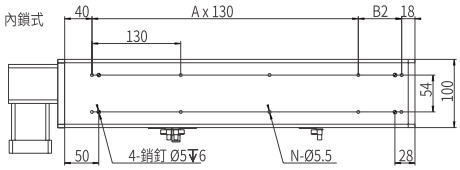

行程 Stroke	300	400	500	600	700	800	900	1000	1100	1200	1300	1400	1500
T	695	795	895	995	1095	1195	1295	1395	1495	1595	1695	1795	1895
B1	146	116	86	56	26	126	96	66	36	136	106	76	46
B2	165	135	105	75	45	145	115	85	55	155	125	95	65
A	3	4	5	6	7	7	8	9	10	10	11	12	13
N	10	12	14	16	18	8	20	22	24	24	26	28	30
重量 Weight (kg)	6.6	7.4	8.2	9	9.8	10.6	11.4	12.2	13	13.8	14.6	15.4	16.2

RF 馬達右直連 Motor Right Direct

單位 Unit: mm

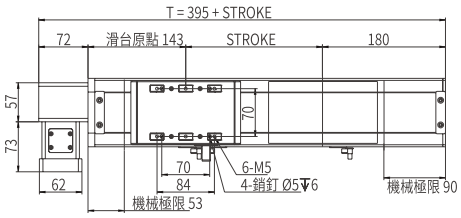

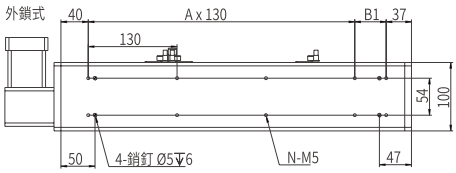

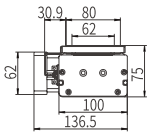

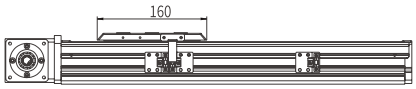

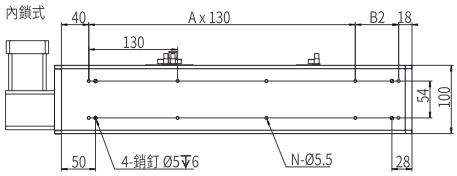

行程 Stroke	300	400	500	600	700	800	900	1000	1100	1200	1300	1400	1500
T	695	795	895	995	1095	1195	1295	1395	1495	1595	1695	1795	1895
B1	146	116	86	56	26	126	96	66	36	136	106	76	46
B2	165	135	105	75	45	145	115	85	55	155	125	95	65
A	3	4	5	6	7	7	8	9	10	10	11	12	13
N	10	12	14	16	18	8	20	22	24	24	26	28	30
重量 Weight (kg)	6.6	7.4	8.2	9	9.8	10.6	11.4	12.2	13	13.8	14.6	15.4	16.2

本圖面僅供參考用途，實際尺寸皆以實際提供之2D/3D圖紙為準 This drawing is for reference only. The actual dimensions are based on the actual 2D / 3D drawings provided.

馬達左上折/馬達右上折
Motor Left Upper Side / Motor Right Upper Side

LU 馬達左上折 Motor Left Upper Side

單位 Unit: mm

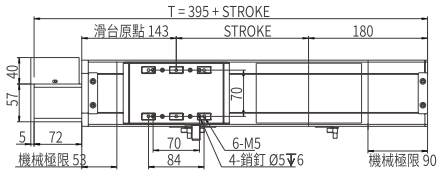

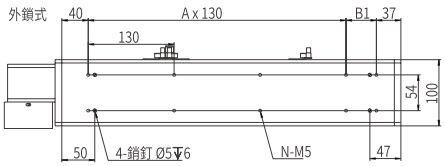

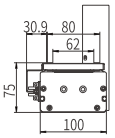

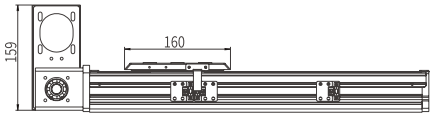

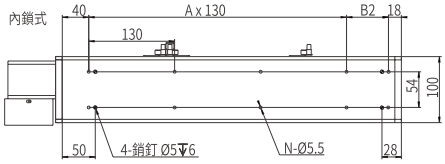

行程 Stroke	300	400	500	600	700	800	900	1000	1100	1200	1300	1400	1500
T	695	795	895	995	1095	1195	1295	1395	1495	1595	1695	1795	1895
B1	146	116	86	56	26	126	96	66	36	136	106	76	46
B2	165	135	105	75	45	145	115	85	55	155	125	95	65
A	3	4	5	6	7	7	8	9	10	10	11	12	13
N	10	12	14	16	18	8	20	22	24	24	26	28	30
重量 Weight (kg)	6.6	7.4	8.2	9	9.8	10.6	11.4	12.2	13	13.8	14.6	15.4	16.2

RU 馬達右上折 Motor Right Upper Side

單位 Unit: mm

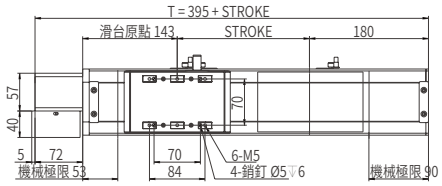

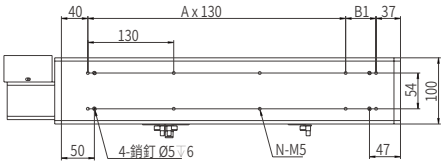

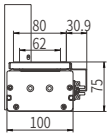

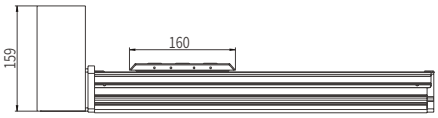

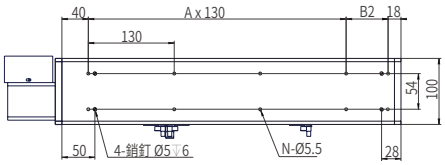

行程 Stroke	300	400	500	600	700	800	900	1000	1100	1200	1300	1400	1500
T	695	795	895	995	1095	1195	1295	1395	1495	1595	1695	1795	1895
B1	146	116	86	56	26	126	96	66	36	136	106	76	46
B2	165	135	105	75	45	145	115	85	55	155	125	95	65
A	3	4	5	6	7	7	8	9	10	10	11	12	13
N	10	12	14	16	18	8	20	22	24	24	26	28	30
重量 Weight (kg)	6.6	7.4	8.2	9	9.8	10.6	11.4	12.2	13	13.8	14.6	15.4	16.2

雙向出軸
Dual Solid Shaft

D 雙向出軸 Dual Solid Shaft

單位 Unit: mm

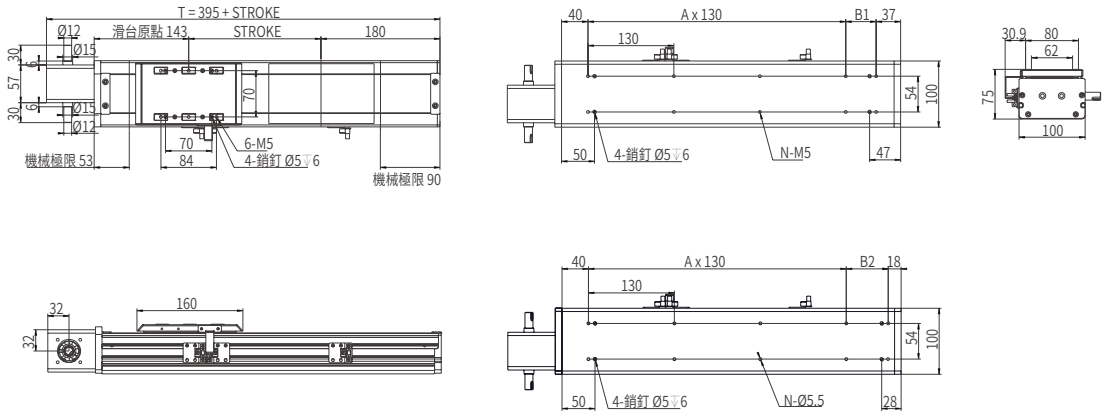

行程 Stroke	300	400	500	600	700	800	900	1000	1100	1200	1300	1400	1500
T	695	795	895	995	1095	1195	1295	1395	1495	1595	1695	1795	1895
B1	146	116	86	56	26	126	96	66	36	136	106	76	46
B2	165	135	105	75	45	145	115	85	55	155	125	95	65
A	3	4	5	6	7	7	8	9	10	10	11	12	13
N	10	12	14	16	18	8	20	22	24	24	26	28	30
重量 Weight (kg)	6.6	7.4	8.2	9	9.8	10.6	11.4	12.2	13	13.8	14.6	15.4	16.2

JP 日規全密同步带直線模組

JP. SEALED TOOTHED BELT AXES LINEAR MODULE

AMCT-134D



滑台安裝方式
Assembly Position

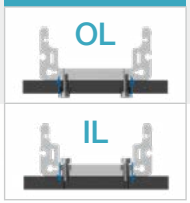

此圖僅供參考，出貨規格詳見尺寸圖面
The picture is just for the reference. Please check the the actual dimensions on the drawing.

型號表示方式 Ordering Method

AMCT - 134D - L120 - 500 - OL - L - M40 - O3 - 0000

本體型號 Model

特注式樣
Special Order No.

行程
Stroke

100-4000mm
50間隔 50 mm Pitch

※行程50限定只能安裝2組光電。
Limitations while stroke is 50 only install 2 sets of optoelectronics.

馬達安裝位置
Motor Position

L	馬達左折 Motor Left Side
R	馬達右折 Motor Right Side
LF	馬達左直連 Motor Left Direct
RF	馬達右直連 Motor Right Direct
LU	馬達左上折 Motor Left Upper Side
RU	馬達右上折 Motor Right Upper Side
D	雙向出折 Dual Solid Shafts

馬達廠牌、功率
Motor Brand、Power Output

M	三菱 Mitsubishi	20	-
P	松下 Yaskawa	40	400W
T	台達 Delta	75	-
J	杰美康 Jiemeikang	1.0	-
H	匯川 Inovance	2.0	-

感應器
Limit Sensor

外掛型 Out Side	
3	3只 3 PCS
4	4只 4 PCS
無SENSOR No Sensor	

模組寬度
Module width

134	134mm
D	防塵型 Dustproof type

導程
Lead

120	120mm

锁位
Assembly Position

OL	外鎖 Outside
IL	內鎖 Inside

產品基本規格 Specification

馬達輸出 Motor Power (W)	400
額定扭矩 Torque (Nm)	1.27
同步帶規格 Toothed Belt Spec.	STD 5M - 25 x 3
重複定位精度 Rep. Accuracy (mm)	±0.04
減速比配置 Reducer Ratio Config.	減速機 Gear Reducer
	1:3 ~ 1:10
同步帶導程 Toothed Belt Pitch (mm)	90
最高速度 Max. Speed (mm/s)	4500
行程範圍 Stroke Range (mm)	100...4000 / 50 間隔 Pitch

最大負載值 Max. Load (kg)	水平 Horizontal	25
	側掛 Sidehang	17
導軌規格 Guide Spec.		W15×H12.5
光電開關 Optical Proximity Sensor		PM-L45

光電開關接綫圖 Optiacal Proximity Sensor Wiring Diagram

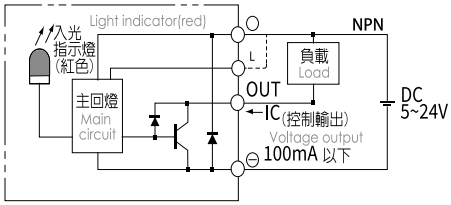

容許負載力距表 Allowable Overhang

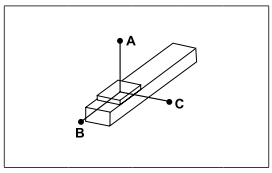

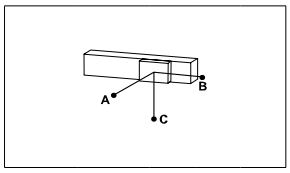

(單位 Unit : mm)

水平安裝 Horizontal Installation		A	B	C
導程 90 Lead	10kg	1100	470	360
	15kg	800	300	230
	25kg	700	220	160

(單位 Unit : mm)

側掛安裝 Sidehang Installation		A	B	C
導程 90 Lead	20kg	280	340	1040
	40kg	120	160	690
	60kg	30	40	400

※力距表所表示的數據，代表重心。
The torque value in the chart indicate the center of gravity。
※倒吊使用無法套用標準規範，如有需求請洽詢我司業務。
Data information is not for ceiling-mount inverse use.Contact us for the details if you want to apply ceiling-mount inverse usage.

靜態容許負載力矩 Static Loading Moment

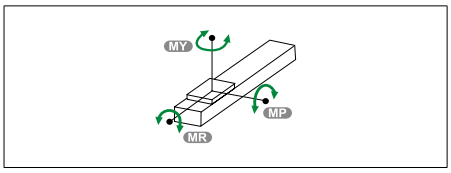

(單位 Unit : N.m)

MY	161
MP	66
MR	66

常用伺服電機尺寸參考數據 Common servo motor size reference data

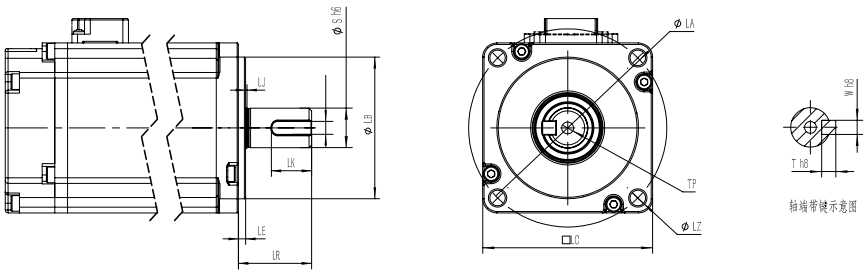

功率(W) Power Output	品牌 Motor Brand	識別代號 Identification code	S	LR	LA	W	LZ	LB	LE
400W	三菱 Mitsubishi	M	14	30	70	5	M5	50	3
400W	松下 Yaskawa	P	14	30	70	5（深3.0）	M4	50	3
400W	台達 Delta	T	14	30	70	5（深3.0）	M5	50	3
400W	杰美康 Jiemeikang	J	14	30	70	5	M5	50	3
400W	匯川 Inovance	H	14	30	70	5	M5	50	3

馬達左折/馬達右折
Motor Left Side / Motor Right Side

L 馬達左折 Motor Left Side

單位 Unit: mm

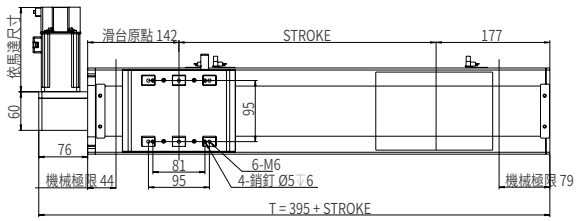

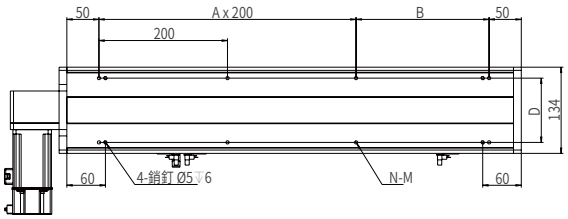

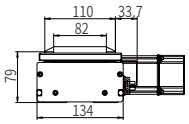

鎖位方式 Screw Position	D	M
外鎖 Outside	100	M6
內鎖 Inside	106	Φ6.5

行程 Stroke	200	300	400	500	600	700	800	900	1000	1500	2000	2500	3000	3500	4000
T	595	695	795	895	995	1095	1195	1295	1395	1895	2395	2895	3395	3895	4395
B	207	107	207	107	207	107	207	107	207	107	207	107	207	107	207
A	1	2	2	3	3	3	4	5	5	8	10	13	15	18	20
N	6	8	8	10	10	12	12	14	14	20	24	30	34	40	44
重量 Weight (kg)	7.7	8.7	9.7	10.7	11.7	12.7	13.7	14.7	15.7	20.7	25.7	30.7	35.7	40.7	45.7

R 馬達右折 Motor Right Side

單位 Unit: mm

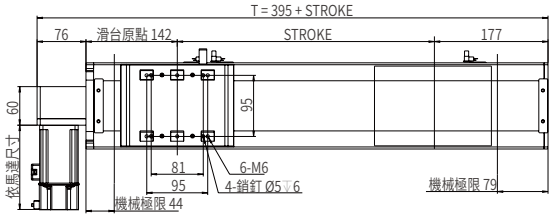

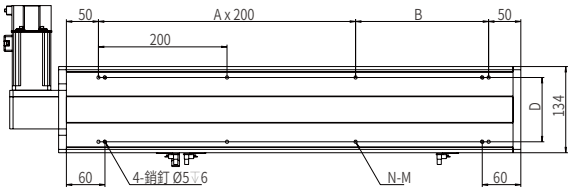

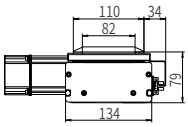

鎖位方式 Screw Position	D	M
外鎖 Outside	100	M6
內鎖 Inside	106	Φ6.5

行程 Stroke	200	300	400	500	600	700	800	900	1000	1500	2000	2500	3000	3500	4000
T	595	695	795	895	995	1095	1195	1295	1395	1895	2395	2895	3395	3895	4395
B	207	107	207	107	207	107	207	107	207	107	207	107	207	107	207
A	1	2	2	3	3	3	4	5	5	8	10	13	15	18	20
N	6	8	8	10	10	12	12	14	14	20	24	30	34	40	44
重量 Weight (kg)	7.7	8.7	9.7	10.7	11.7	12.7	13.7	14.7	15.7	20.7	25.7	30.7	35.7	40.7	45.7

馬達左直連/馬達右直連
Motor Left Direct / Motor Right Direct

LF 馬達左直連 Motor Left Direct

單位 Unit: mm

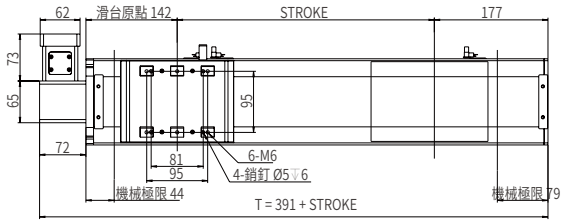

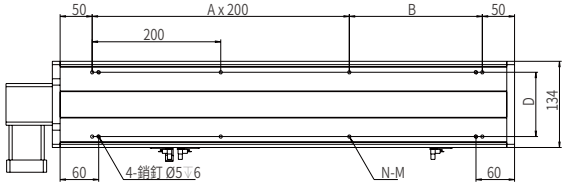

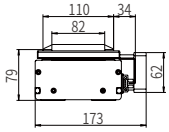

鎖位方式 Screw Position	D	M
外鎖 Outside	100	M6
內鎖 Inside	106	Φ6.5

行程 Stroke	200	300	400	500	600	700	800	900	1000	1500	2000	2500	3000	3500	4000
T	591	691	791	891	991	1091	1191	1291	1391	1891	2391	2891	3391	3891	4391
B	207	107	207	107	207	107	207	107	207	107	207	107	207	107	207
A	1	2	2	3	3	4	4	5	5	8	10	13	15	18	20
N	6	8	8	10	10	12	12	14	14	20	24	30	34	40	44
重量 Weight (kg)	8.5	9.5	10.5	11.5	12.5	13.5	14.5	15.5	16.5	21.5	26.5	31.5	36.5	41.5	46.5

RF 馬達右直連 Motor Right Direct

單位 Unit: mm

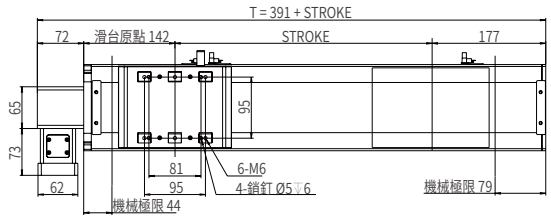

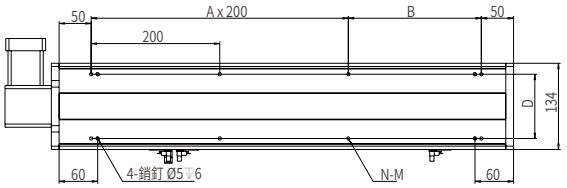

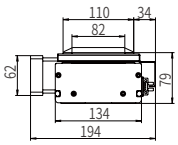

鎖位方式 Screw Position	D	M
外鎖 Outside	100	M6
內鎖 Inside	106	Φ6.5

行程 Stroke	200	300	400	500	600	700	800	900	1000	1500	2000	2500	3000	3500	4000
T	591	691	791	891	991	1091	1191	1291	1391	1891	2391	2891	3391	3891	4391
B	207	107	207	107	207	107	207	107	207	107	207	107	207	107	207
A	1	2	2	3	3	4	4	5	5	8	10	13	15	18	20
N	6	8	8	10	10	12	12	14	14	20	24	30	34	40	44
重量 Weight (kg)	8.5	9.5	10.5	11.5	12.5	13.5	14.5	15.5	16.5	21.5	26.5	31.5	36.5	41.5	46.5

本圖面僅供參考用途，實際尺寸皆以實際提供之2D/3D圖紙為準 This drawing is for reference only. The actual dimensions are based on the actual 2D / 3D drawings provided.

馬達左上折/馬達右上折
Motor Left Upper Side / Motor Right Upper Side

LU 馬達左上折 Motor Left Upper Side

單位 Unit: mm

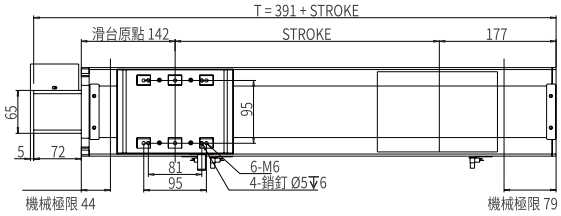

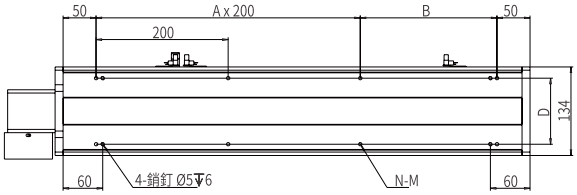

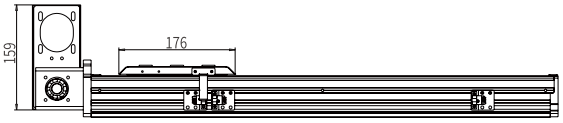

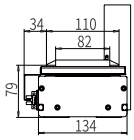

鎖位方式 Screw Position	D	M
外鎖 Outside	100	M6
內鎖 Inside	106	Φ6.5

行程 Stroke	200	300	400	500	600	700	800	900	1000	1500	2000	2500	3000	3500	4000
T	591	691	791	891	991	1091	1191	1291	1391	1891	2391	2891	3391	3891	4391
B	207	107	207	107	207	107	207	107	207	107	207	107	207	107	207
A	1	2	2	3	3	4	4	5	5	8	10	13	15	18	20
N	6	8	8	10	10	12	12	14	14	20	24	30	34	40	44
重量 Weight (kg)	8.5	9.5	10.5	11.5	12.5	13.5	14.5	15.5	16.5	21.5	26.5	31.5	36.5	41.5	46.5

RU 馬達右上折 Motor Right Upper Side

單位 Unit: mm

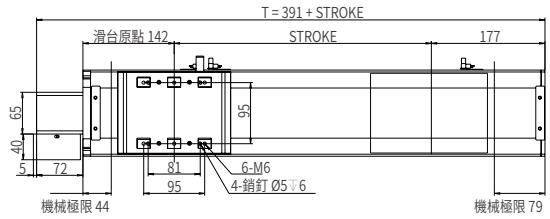

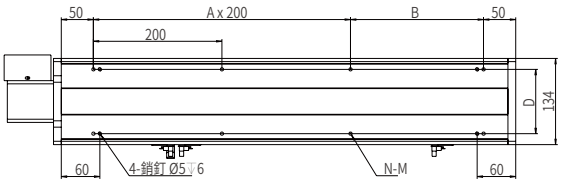

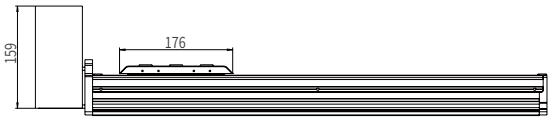

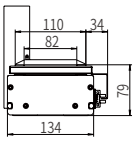

鎖位方式 Screw Position	D	M
外鎖 Outside	100	M6
內鎖 Inside	106	Φ6.5

行程 Stroke	200	300	400	500	600	700	800	900	1000	1500	2000	2500	3000	3500	4000
T	591	691	791	891	991	1091	1191	1291	1391	1891	2391	2891	3391	3891	4391
B	207	107	207	107	207	107	207	107	207	107	207	107	207	107	207
A	1	2	2	3	3	4	4	5	5	8	10	13	15	18	20
N	6	8	8	10	10	12	12	14	14	20	24	30	34	40	44
重量 Weight (kg)	8.5	9.5	10.5	11.5	12.5	13.5	14.5	15.5	16.5	21.5	26.5	31.5	36.5	41.5	46.5

雙向出軸
Dual Solid Shaft

D 雙向出軸 Dual Solid Shaft

單位 Unit: mm

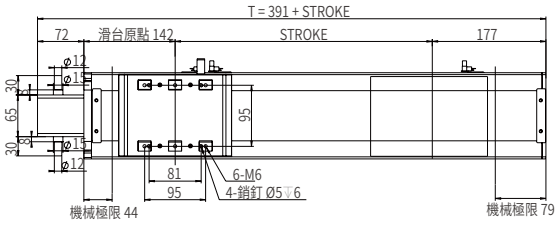

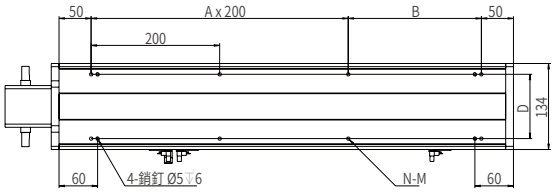

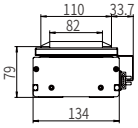

鎖位方式 Screw Position	D	M
外鎖 Outside	100	M6
內鎖 Inside	106	Φ6.5

行程 Stroke	200	300	400	500	600	700	800	900	1000	1500	2000	2500	3000	3500	4000
T	591	691	791	891	991	1091	1191	1291	1391	1891	2391	2891	3391	3891	4391
B	207	107	207	107	207	107	207	107	207	107	207	107	207	107	207
A	1	2	2	3	3	4	4	5	5	8	10	13	15	18	20
N	6	8	8	10	10	12	12	14	14	20	24	30	34	40	44
重量 Weight (kg)	8.5	9.5	10.5	11.5	12.5	13.5	14.5	15.5	16.5	21.5	26.5	31.5	36.5	41.5	46.5

JP 日規全密同步带直線模組

JP. SEALED TOOTHED BELT AXES LINEAR MODULE

AMCT-178D



滑台安裝方式
Assembly Position

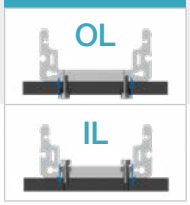

此圖僅供參考，出貨規格詳見尺寸圖面
The picture is just for the reference. Please check the the actual dimensions on the drawing.

型號表示方式 Ordering Method

AMCT - 178D - L120 - 500 - OL - L - M75 - O3 - 0000

本體型號 Model

特注式樣
Special Order No.

行程
Stroke

100-4000mm
50間隔 50 mm Pitch

※行程50限定只能安裝2組光電。
Limitations while stroke is 50 only install 2 sets of optoelectronics.

模組寬度
Module width

178	178mm
D	防塵型 Dustproof type

導程
Lead

120	120mm

锁位
Assembly Position

OL	外鎖 Outside
IL	內鎖 Inside

馬達安裝位置
Motor Position

L	馬達左折 Motor Left Side
R	馬達右折 Motor Right Side
LF	馬達左直連 Motor Left Direct
RF	馬達右直連接 Motor Right Direct
LU	馬達左上折 Motor Left Upper Side
RU	馬達右上折 Motor Right Upper Side
D	雙向出折 Dual Solid Shafts

馬達廠牌、功率
Motor Brand、Power Output

M	三菱 Mitsubishi	20	-
P	松下 Yaskawa	40	-
T	台達 Delta	75	750W
J	杰美康 Jiemeikang	1.0	-
H	匯川 Inovance	2.0	-

感應器
Limit Sensor

外掛型 Out Side	
3	3只 3 PCS
4	4只 4 PCS
無SENSOR No Sensor	

產品基本規格 Specification

馬達輸出 Motor Power (W)	750
額定扭矩 Torque (Nm)	2.39
同步带規格 Toothed Belt Spec.	STD 5M - 30 x 5
重複定位精度 Rep. Accuracy (mm)	±0.04
減速比配置 Reducer Ratio Config.	減速機 Gear Reducer
	1:3 ~ 1:10
同步带導程 Toothed Belt Pitch (mm)	120
最高速度 Max. Speed (mm/s)	5000
行程範圍 Stroke Range (mm)	100...4000 / 100 間隔 Pitch

最大負載值 Max. Load (kg)	水平 Hortzontal	50
	側掛 Sidehang	25
導軌規格 Guide Spec.		W20×H15
光電開關 Optical Proximity Sensor		PM-L45

光電開關接綫圖 Optiacal Proximity Sensor Wiring Diagram

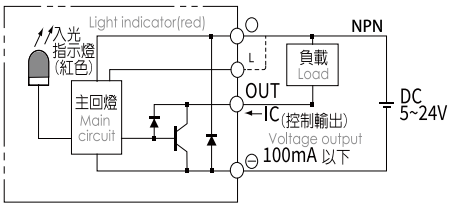

容許負載力距表 Allowable Overhang

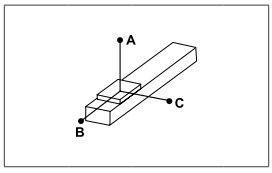

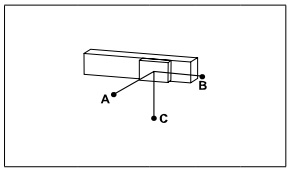

(單位 Unit : mm)

水平安裝 Horizontal Installation		A	B	C
導程 120 Lead	40kg	900	350	505
	80kg	710	200	300
	100kg	610	160	200

(單位 Unit : mm)

側掛安裝 Sidehang Installation		A	B	C
導程 120 Lead	40kg	250	310	860
	80kg	130	170	620
	100kg	90	130	500

※力距表所表示的數據，代表重心。
The torque value in the chart indicate the center of gravity。
※倒吊使用無法套用標準規範，如有需求請洽詢我司業務。
Data information is not for ceiling-mount inverse use.Contact us for the details if you want to apply ceiling-mount inverse usage.

靜態容許負載力矩 Static Loading Moment

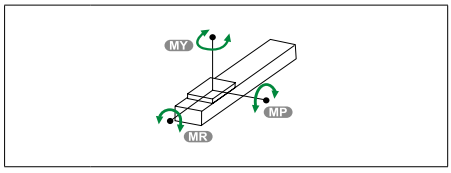

(單位 Unit : N.m)

MY	400
MP	141
MR	141

常用伺服電機尺寸參考數據 Common servo motor size reference data

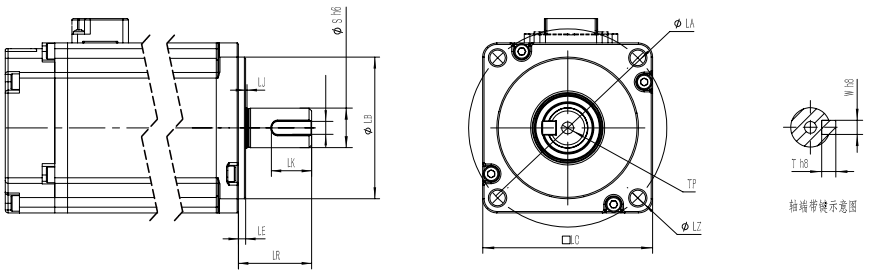

功率(W) Power Output	品牌 Motor Brand	識別代號 Identification code	S	LR	LA	W	LZ	LB	LE
750W	三菱 Mitsubishi	M	19	40	90	6	M6	70	3
750W	松下Yaskawa	P	19	35	90	6（深3.5）	M5	70	3
750W	台達Delta	T	19	35	90	6（深3.5）	M6	70	3
750W	杰美康Jiemeikang	J	19	40	90	6	M6	70	3
750W	匯川Inovance	H	19	35	90	3	M6	70	3

馬達左折/馬達右折
Motor Left Side / Motor Right Side

L 馬達左折 Motor Left Side

單位 Unit: mm

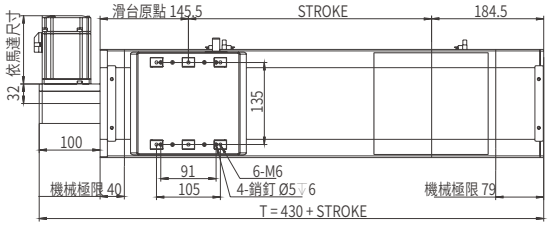

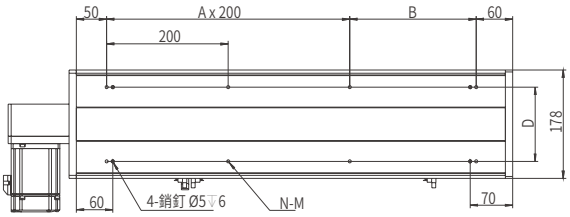

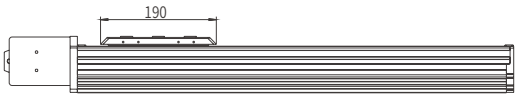

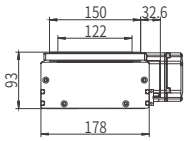

鎖位方式 Screw Position	D	M
外鎖 Outside	122	M6
內鎖 Inside	143.5	Φ6.5

行程 Stroke	200	300	400	500	600	700	800	900	1000	1500	2000	2500	3000	3500	4000
T	630	730	830	930	1030	1130	1230	1330	1430	1930	2430	2930	3430	3930	4430
B	208	108	208	108	208	108	208	108	208	108	208	108	208	108	208
A	1	2	2	3	3	4	4	5	5	8	10	13	15	18	20
N	6	8	8	10	10	12	12	14	14	20	24	30	34	40	44
重量 Weight (kg)	17.5	20	22.5	25	27.5	30	32.5	35	37.5	50	62.5	75	87.5	100	112.5

R 馬達右折 Motor Right Side

單位 Unit: mm

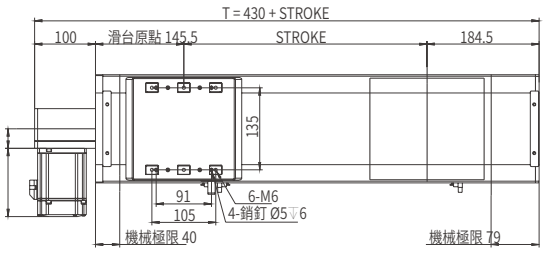

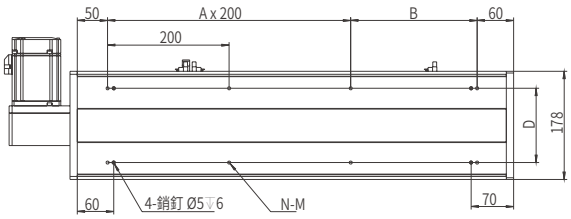

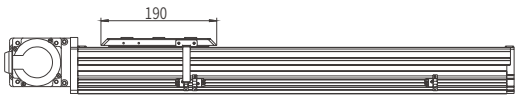

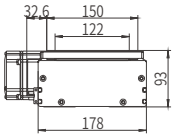

鎖位方式 Screw Position	D	M
外鎖 Outside	122	M6
內鎖 Inside	143.5	Φ6.5

行程 Stroke	200	300	400	500	600	700	800	900	1000	1500	2000	2500	3000	3500	4000
T	630	730	830	930	1030	1130	1230	1330	1430	1930	2430	2930	3430	3930	4430
B	208	108	208	108	208	108	208	108	208	108	208	108	208	108	208
A	1	2	2	3	3	4	4	5	5	8	10	13	15	18	20
N	6	8	8	10	10	12	12	14	14	20	24	30	34	40	44
重量 Weight (kg)	17.5	20	22.5	25	27.5	30	32.5	35	37.5	50	62.5	75	87.5	100	112.5

馬達左直連/馬達右直連
Motor Left Direct / Motor Right Direct

LF 馬達左直連 Motor Left Direct

單位 Unit: mm

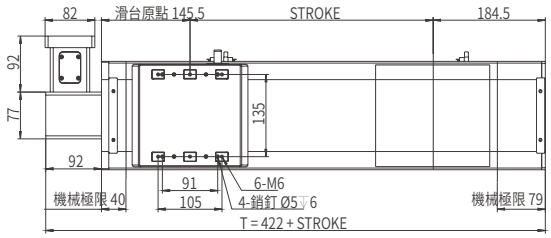

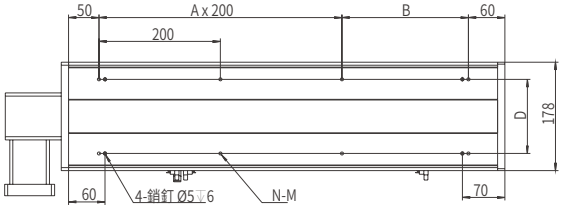

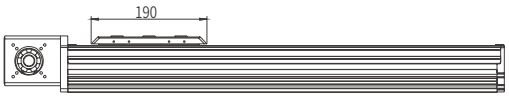

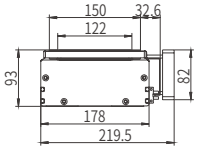

鎖位方式 Screw Position	D	M
外鎖 Outside	122	M6
內鎖 Inside	143.5	Φ6.5

行程 Stroke	200	300	400	500	600	700	800	900	1000	1500	2000	2500	3000	3500	4000
T	622	722	822	922	1022	1122	1222	1322	1422	1922	2422	2922	3422	3922	4422
B	208	108	208	108	208	108	208	108	208	108	208	108	208	108	208
A	1	2	2	3	3	4	4	5	5	8	10	13	15	18	20
N	6	8	8	10	10	12	12	14	14	20	24	30	34	40	44
重量 Weight (kg)	18.3	20.8	23.3	25.8	28.3	30.8	33.3	35.8	38.3	50.8	63.3	75.8	88.3	100.8	113.3

RF 馬達右直連 Motor Right Direct

單位 Unit: mm

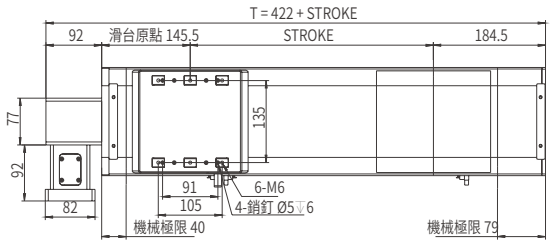

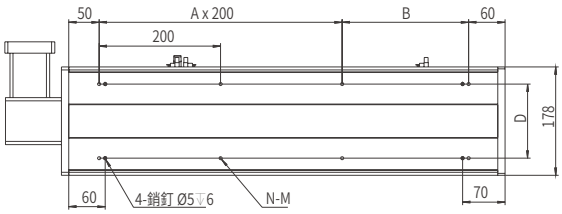

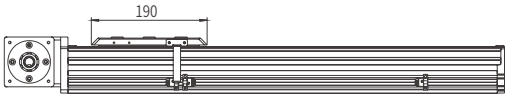

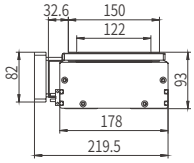

鎖位方式 Screw Position	D	M
外鎖 Outside	122	M6
內鎖 Inside	143.5	Φ6.5

行程 Stroke	200	300	400	500	600	700	800	900	1000	1500	2000	2500	3000	3500	4000
T	622	722	822	922	1022	1122	1222	1322	1422	1922	2422	2922	3422	3922	4422
B	208	108	208	108	208	108	208	108	208	108	208	108	208	108	208
A	1	2	2	3	3	4	4	5	5	8	10	13	15	18	20
N	6	8	8	10	10	12	12	14	14	20	24	30	34	40	44
重量 Weight (kg)	18.3	20.8	23.3	25.8	28.3	30.8	33.3	35.8	38.3	50.8	63.3	75.8	88.3	100.8	113.3

本圖面僅供參考用途，實際尺寸皆以實際提供之2D/3D圖紙為準 This drawing is for reference only. The actual dimensions are based on the actual 2D / 3D drawings provided.

馬達左上折/馬達右上折
Motor Left Upper Side / Motor Right Upper Side

LU 馬達左上折 Motor Left Upper Side

單位 Unit: mm

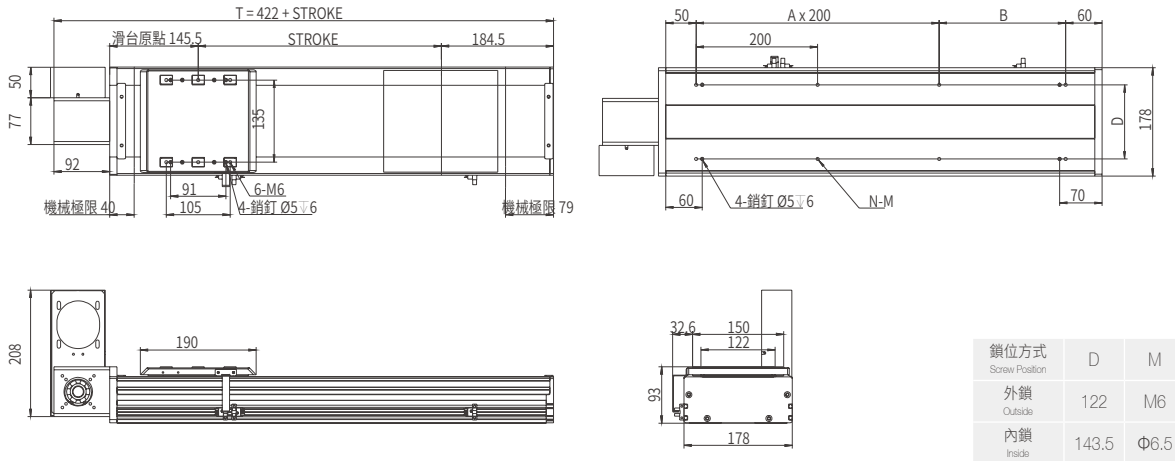

鎖位方式 Screw Position	D	M
外鎖 Outside	122	M6
內鎖 Inside	143.5	Φ6.5

行程 Stroke	200	300	400	500	600	700	800	900	1000	1500	2000	2500	3000	3500	4000
T	622	722	822	922	1022	1122	1222	1322	1422	1922	2422	2922	3422	3922	4422
B	208	108	208	108	208	108	208	108	208	108	208	108	208	108	208
A	1	2	2	3	3	4	4	5	5	8	10	13	15	18	20
N	6	8	8	10	10	12	12	14	14	20	24	30	34	40	44
重量 Weight (kg)	18.3	20.8	23.3	25.8	28.3	30.8	33.3	35.8	38.3	50.8	63.3	75.8	88.3	100.8	113.3

RU 馬達右上折 Motor Right Upper Side

單位 Unit: mm

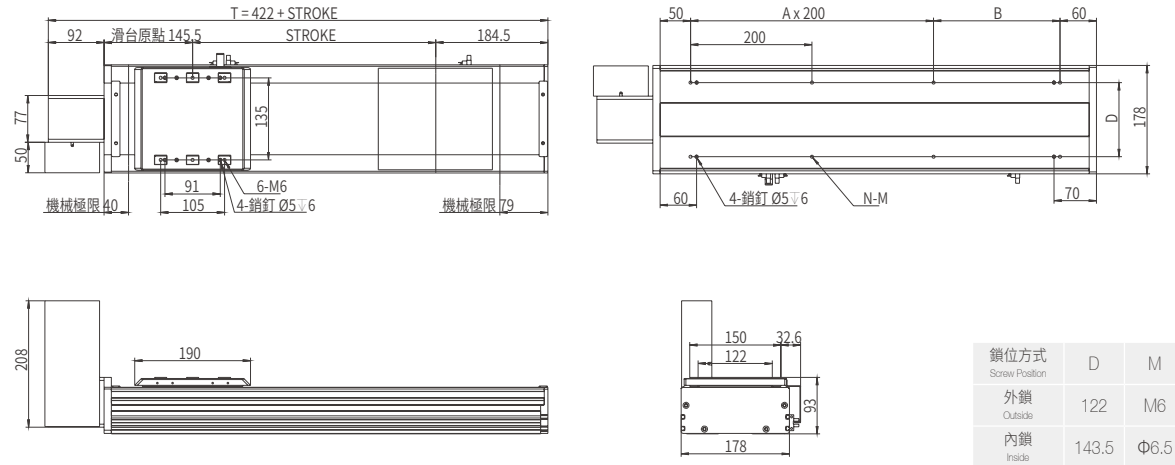

鎖位方式 Screw Position	D	M
外鎖 Outside	122	M6
內鎖 Inside	143.5	Φ6.5

行程 Stroke	200	300	400	500	600	700	800	900	1000	1500	2000	2500	3000	3500	4000
T	622	722	822	922	1022	1122	1222	1322	1422	1922	2422	2922	3422	3922	4422
B	208	108	208	108	208	108	208	108	208	108	208	108	208	108	208
A	1	2	2	3	3	4	4	5	5	8	10	13	15	18	20
N	6	8	8	10	10	12	12	14	14	20	24	30	34	40	44
重量 Weight (kg)	18.3	20.8	23.3	25.8	28.3	30.8	33.3	35.8	38.3	50.8	63.3	75.8	88.3	100.8	113.3

雙向出軸
Dual Solid Shaft

D 雙向出軸 Dual Solid Shaft

單位 Unit: mm

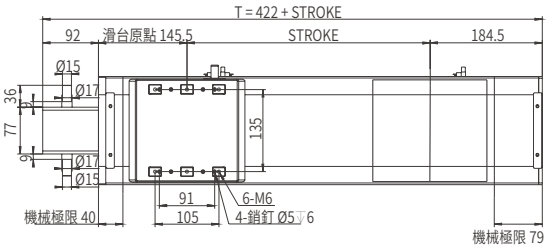

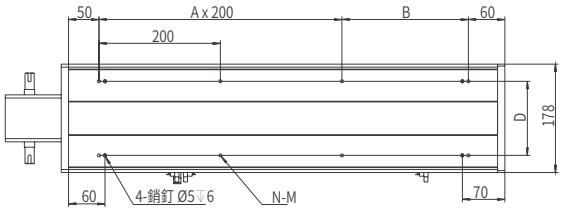

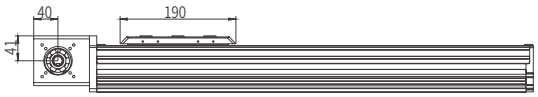

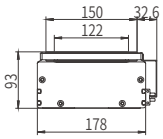

鎖位方式 Screw Position	D	M
外鎖 Outside	122	M6
內鎖 Inside	143.5	Φ6.5

行程 Stroke	200	300	400	500	600	700	800	900	1000	1500	2000	2500	3000	3500	4000
T	622	722	822	922	1022	1122	1222	1322	1422	1922	2422	2922	3422	3922	4422
B	208	108	208	108	208	108	208	108	208	108	208	108	208	108	208
A	1	2	2	3	3	4	4	5	5	8	10	13	15	18	20
N	6	8	8	10	10	12	12	14	14	20	24	30	34	40	44
重量 Weight (kg)	18.3	20.8	23.3	25.8	28.3	30.8	33.3	35.8	38.3	50.8	63.3	75.8	88.3	100.8	113.3

JP 日規全密同步带直線模組

JP. SEALED TOOTHED BELT AXES LINEAR MODULE

AMCT-202D

滑台安裝方式
Assembly Position

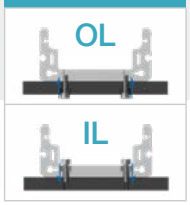

此圖僅供參考，出貨規格詳見尺寸圖面
The picture is just for the reference. Please check the the actual dimensions on the drawing.

型號表示方式 Ordering Method

AMCT - 202D - L120 - 500 - OL - L - M75 - O3 - 0000

本體型號 Model

特注式樣 Special Order No.

行程 Stroke

100-4000mm
50間隔 50 mm Pitch
※行程50限定只能安裝2組光電。Limitations while stroke is 50 only install 2 sets of optoelectronics.

模組寬度 Module width

202	202mm
D	防塵型 Dustproof type

導程 Lead

120	120mm

锁位 Assembly Position

OL	外鎖 Outside
IL	內鎖 Inside

馬達安裝位置 Motor Position

L	馬達左折 Motor Left Side
R	馬達右折 Motor Right Side
LF	馬達左直連 Motor Left Direct
RF	馬達右直連 Motor Right Direct
LU	馬達左上折 Motor Left Upper Side
RU	馬達右上折 Motor Right Upper Side
D	雙向出折 Dual Solid Shafts

馬達廠牌、功率 Motor Brand、Power Output

M	三菱 Mitsubishi	20	-
P	松下 Yaskawa	40	-
T	台達 Delta	75	750W
J	杰美康 Jiemeikang	1.0	-
H	匯川 Inovance	2.0	-

感應器 Limit Sensor

外掛型 Out Side	
3	3只 3 PCS
4	4只 4 PCS
無SENSOR No Sensor	

產品基本規格 Specification

馬達輸出 Motor Power (W)	750
額定扭矩 Torque (Nm)	2.39
同步带規格 Toothed Belt Spec.	STD 5M - 45 x 5
重複定位精度 Rep. Accuracy (mm)	±0.04
減速比配置 Reducer Ratio Config.	減速機 Gear Reducer
	1:3 ~ 1:10
同步带導程 Toothed Belt Pitch (mm)	120
最高速度 Max. Speed (mm/s)	5000
行程範圍 Stroke Range (mm)	100...4000 / 100 間隔 Pitch

最大負載值 Max. Load (kg)	水平 Horizontal	100
	側掛 Sidehang	50
導軌規格 Guide Spec.		W25×H18
光電開關 Optical Proximity Sensor		PM-L45

光電開關接綫圖 Optiacal Proximity Sensor Wiring Diagram

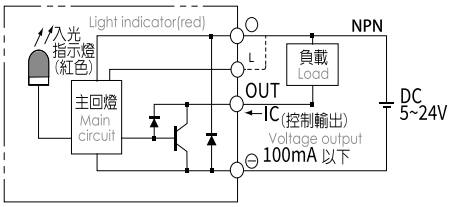

容許負載力距表 Allowable Overhang

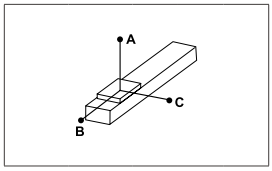

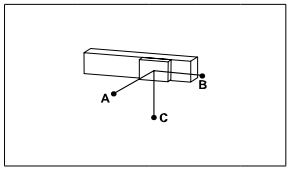

(單位 Unit : mm)

水平安裝 Horizontal Installation		A	B	C
導程 120 Lead	40kg	900	350	505
	80kg	710	200	300
	100kg	610	160	200

(單位 Unit : mm)

側掛安裝 Sidehang Installation		A	B	C
導程 120 Lead	40kg	250	310	860
	80kg	130	170	620
	100kg	90	130	500

※力距表所表示的數據，代表重心。
The torque value in the chart indicate the center of gravity。
※倒吊使用無法套用標準規範，如有需求請洽詢我司業務。
Data information is not for ceiling-mount inverse use.Contact us for the details if you want to apply ceiling-mount inverse usage.

靜態容許負載力矩 Static Loading Moment

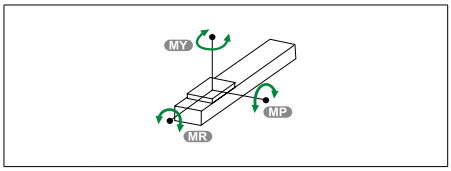

(單位 Unit : N.m)

MY	400
MP	151
MR	151

常用伺服電機尺寸參考數據 Common servo motor size reference data

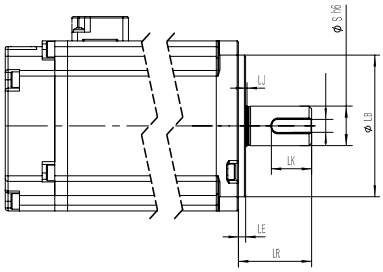

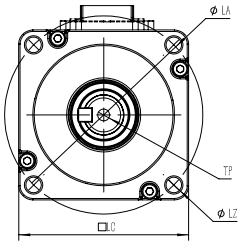

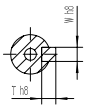

軸端帶键示意图

功率(W) Power Output	品牌 Motor Brand	識別代號 Identification code	S	LR	LA	W	LZ	LB	LE
750W	三菱 Mitsubishi	M	19	40	90	6	M6	70	3
750W	松下 Yaskawa	P	19	35	90	6（深3.5）	M5	70	3
750W	台達 Delta	T	19	35	90	6（深3.5）	M6	70	3
750W	杰美康 Jiemeikang	J	19	40	90	6	M6	70	3
750W	匯川 Inovance	H	19	35	90	3	M6	70	3

馬達左折/馬達右折
Motor Left Side / Motor Right Side

L 馬達左折 Motor Left Side

單位 Unit: mm

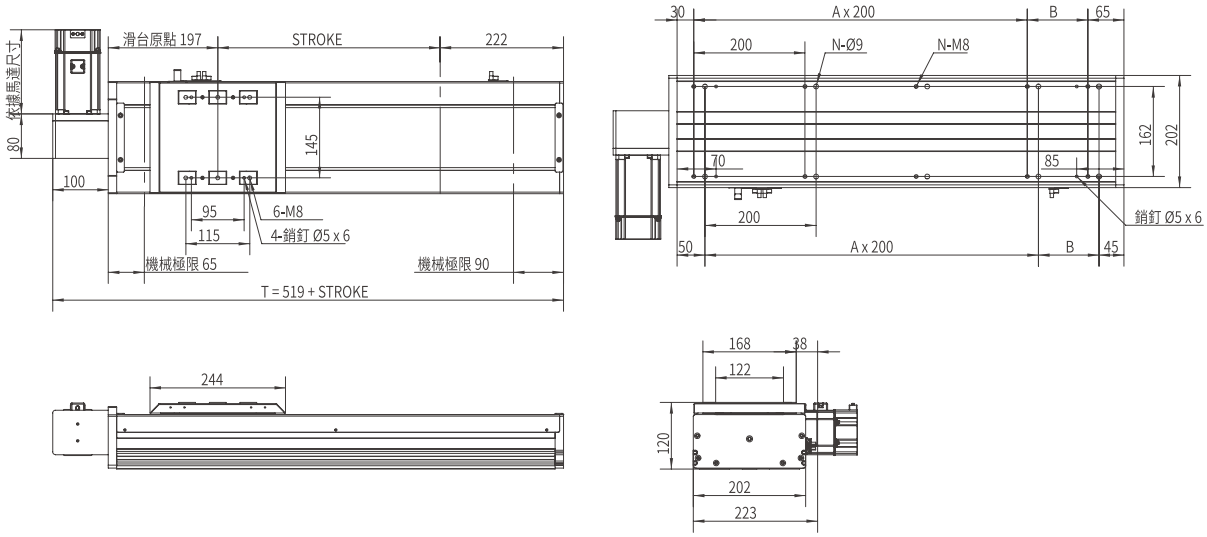

行程 Stroke	200	300	400	500	600	700	800	900	1000	1100	1200	1300	1400	1500	1600	1700	1800	1900	2000	2100	2200	2300	2400	2500
T	719	819	919	1019	1119	1219	1319	1419	1519	1619	1719	1819	1919	2019	2119	2219	2319	2419	2519	2619	2719	2819	2919	3019
B	109	209	109	209	109	209	109	209	109	209	109	209	109	209	109	209	109	209	109	209	109	209	109	209
A	2	2	3	3	4	4	5	5	6	6	7	7	8	8	9	9	10	10	11	11	12	12	13	13
N	8	8	10	10	12	12	14	14	16	16	18	18	20	20	22	22	24	24	26	26	28	28	30	30
重量 Weight (kg)	20.2	22.2	24.2	26.2	28.2	30.2	32.2	34.2	36.2	38.2	40.2	42.2	44.2	46.2	48.2	50.2	52.2	54.2	56.2	58.2	60.2	62.2	64.2	66.2

R 馬達右折 Motor Right Side

單位 Unit: mm

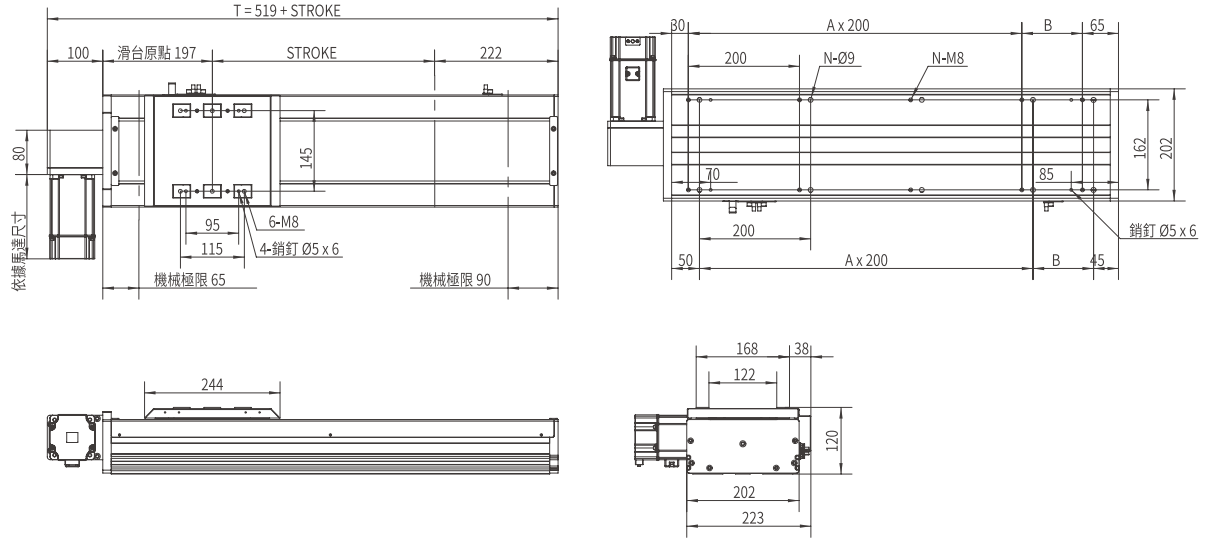

行程 Stroke	200	300	400	500	600	700	800	900	1000	1100	1200	1300	1400	1500	1600	1700	1800	1900	2000	2100	2200	2300	2400	2500
T	719	819	919	1019	1119	1219	1319	1419	1519	1619	1719	1819	1919	2019	2119	2219	2319	2419	2519	2619	2719	2819	2919	3019
B	109	209	109	209	109	209	109	209	109	209	109	209	109	209	109	209	109	209	109	209	109	209	109	209
A	2	2	3	3	4	4	5	5	6	6	7	7	8	8	9	9	10	10	11	11	12	12	13	13
N	8	8	10	10	12	12	14	14	16	16	18	18	20	20	22	22	24	24	26	26	28	28	30	30
重量 Weight (kg)	20.2	22.2	24.2	26.2	28.2	30.2	32.2	34.2	36.2	38.2	40.2	42.2	44.2	46.2	48.2	50.2	52.2	54.2	56.2	58.2	60.2	62.2	64.2	66.2

馬達左直連/馬達右直連
Motor Left Direct / Motor Right Direct

LF 馬達左直連 Motor Left Direct

單位 Unit: mm

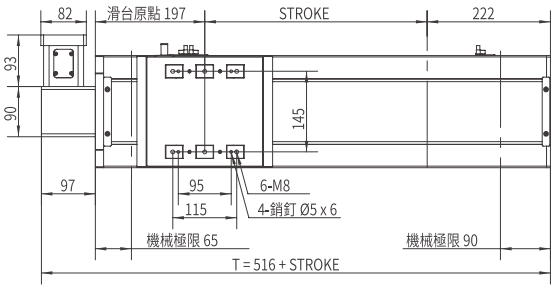

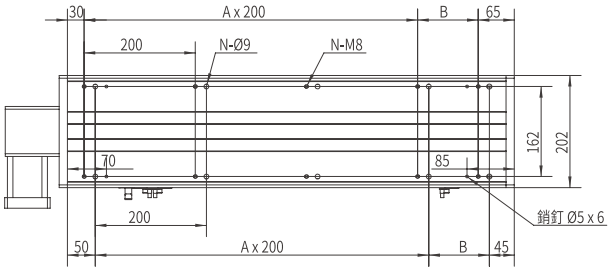

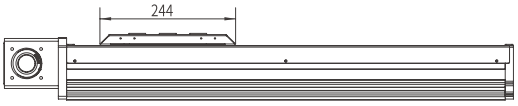

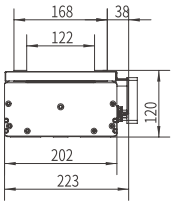

行程 Stroke	200	300	400	500	600	700	800	900	1000	1100	1200	1300	1400	1500	1600	1700	1800	1900	2000	2100	2200	2300	2400	2500
T	716	816	916	1016	1116	1216	1316	1416	1516	1616	1716	1816	1916	2016	2116	2216	2316	2416	2516	2616	2716	2816	2916	3016
B	109	209	109	209	109	209	109	209	109	209	109	209	109	209	109	209	109	209	109	209	109	209	109	209
A	2	2	3	3	4	4	5	5	6	6	7	7	8	8	9	9	10	10	11	11	12	12	13	13
N	8	8	10	10	12	12	14	14	16	16	18	18	20	20	22	22	24	24	26	26	28	28	30	30
重量 Weight (kg)	21.3	23.3	25.3	27.3	29.3	31.3	33.3	35.3	37.3	39.3	41.3	43.3	45.3	47.3	49.3	51.3	53.3	55.3	57.3	59.3	61.3	63.3	65.3	67.3

RF 馬達右直連 Motor Right Direct

單位 Unit: mm

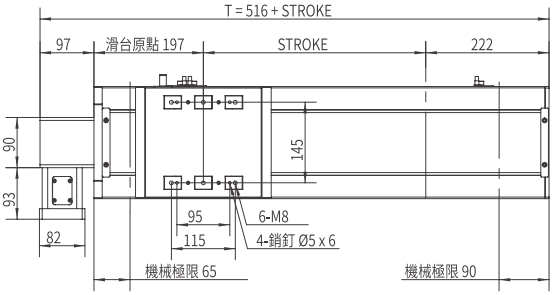

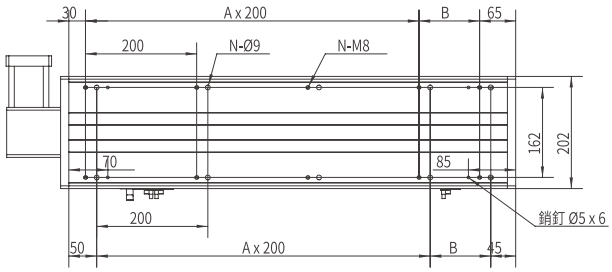

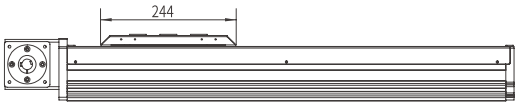

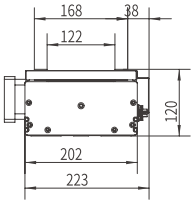

行程 Stroke	200	300	400	500	600	700	800	900	1000	1100	1200	1300	1400	1500	1600	1700	1800	1900	2000	2100	2200	2300	2400	2500
T	716	816	916	1016	1116	1216	1316	1416	1516	1616	1716	1816	1916	2016	2116	2216	2316	2416	2516	2616	2716	2816	2916	3016
B	109	209	109	209	109	209	109	209	109	209	109	209	109	209	109	209	109	209	109	209	109	209	109	209
A	2	2	3	3	4	4	5	5	6	6	7	7	8	8	9	9	10	10	11	11	12	12	13	13
N	8	8	10	10	12	12	14	14	16	16	18	18	20	20	22	22	24	24	26	26	28	28	30	30
重量 Weight (kg)	21.3	23.3	25.3	27.3	29.3	31.3	33.3	35.3	37.3	39.3	41.3	43.3	45.3	47.3	49.3	51.3	53.3	55.3	57.3	59.3	61.3	63.3	65.3	67.3

本圖面僅供參考用途，實際尺寸皆以實際提供之2D/3D圖紙為準 This drawing is for reference only. The actual dimensions are based on the actual 2D / 3D drawings provided.

馬達左上折/馬達右上折
Motor Left Upper Side / Motor Right Upper Side

LU 馬達左上折 Motor Left Upper Side

單位 Unit: mm

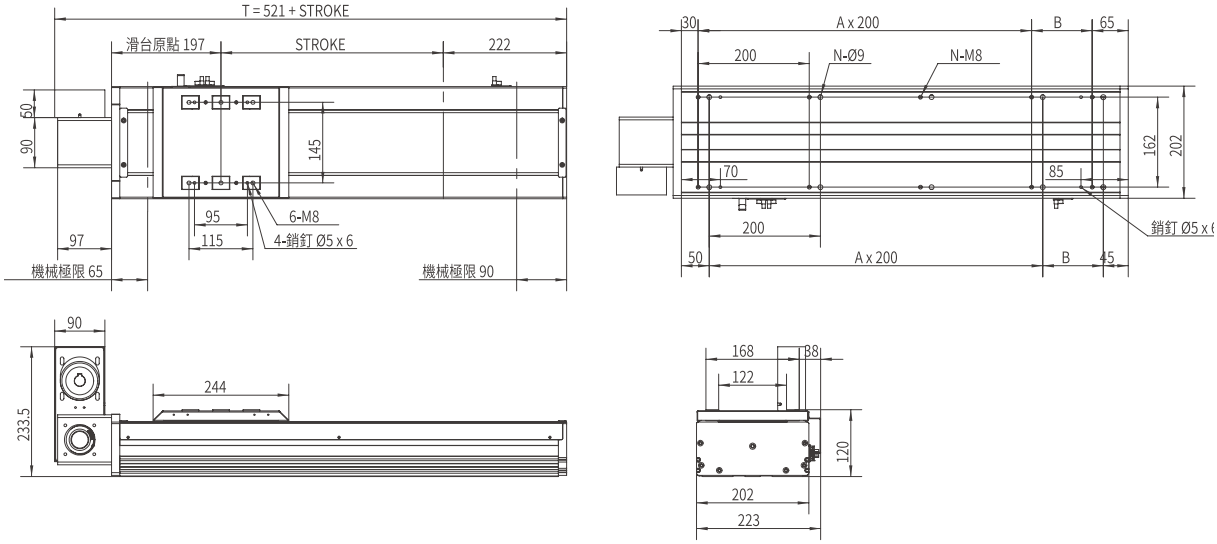

行程 Stroke	200	300	400	500	600	700	800	900	1000	1100	1200	1300	1400	1500	1600	1700	1800	1900	2000	2100	2200	2300	2400	2500
T	721	821	921	1021	1121	1221	1321	1421	1521	2121	1721	1821	1921	2021	2121	2221	2321	2421	2521	2621	2721	2821	2921	3021
B	109	209	109	209	109	209	109	209	109	209	109	209	109	209	109	209	109	209	109	209	109	209	109	209
A	2	2	3	3	4	4	5	5	6	6	7	7	8	8	9	9	10	10	11	11	12	12	13	13
N	8	8	10	10	12	12	14	14	16	16	18	18	20	20	22	22	24	24	26	26	28	28	30	30
重量 Weight (kg)	21.3	23.3	25.3	27.3	29.3	31.3	33.3	35.3	37.3	39.3	41.3	43.3	45.3	47.3	49.3	51.3	53.3	55.3	57.3	59.3	61.3	63.3	65.3	67.3

RU 馬達右上折 Motor Right Upper Side

單位 Unit: mm

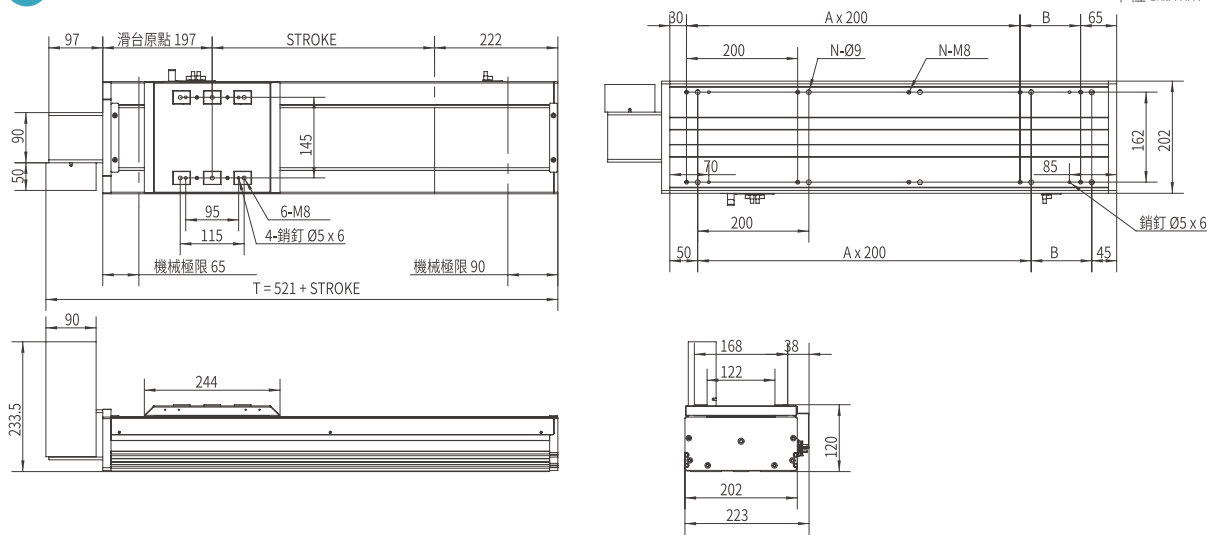

行程 Stroke	200	300	400	500	600	700	800	900	1000	1100	1200	1300	1400	1500	1600	1700	1800	1900	2000	2100	2200	2300	2400	2500
T	721	821	921	1021	1121	1221	1321	1421	1521	2121	1721	1821	1921	2021	2121	2221	2321	2421	2521	2621	2721	2821	2921	3021
B	109	209	109	209	109	209	109	209	109	209	109	209	109	209	109	209	109	209	109	209	109	209	109	209
A	2	2	3	3	4	4	5	5	6	6	7	7	8	8	9	9	10	10	11	11	12	12	13	13
N	8	8	10	10	12	12	14	14	16	16	18	18	20	20	22	22	24	24	26	26	28	28	30	30
重量 Weight (kg)	21.3	23.3	25.3	27.3	29.3	31.3	33.3	35.3	37.3	39.3	41.3	43.3	45.3	47.3	49.3	51.3	53.3	55.3	57.3	59.3	61.3	63.3	65.3	67.3

雙向出軸
Dual Solid Shaft

D 雙向出軸 Dual Solid Shaft

單位 Unit: mm

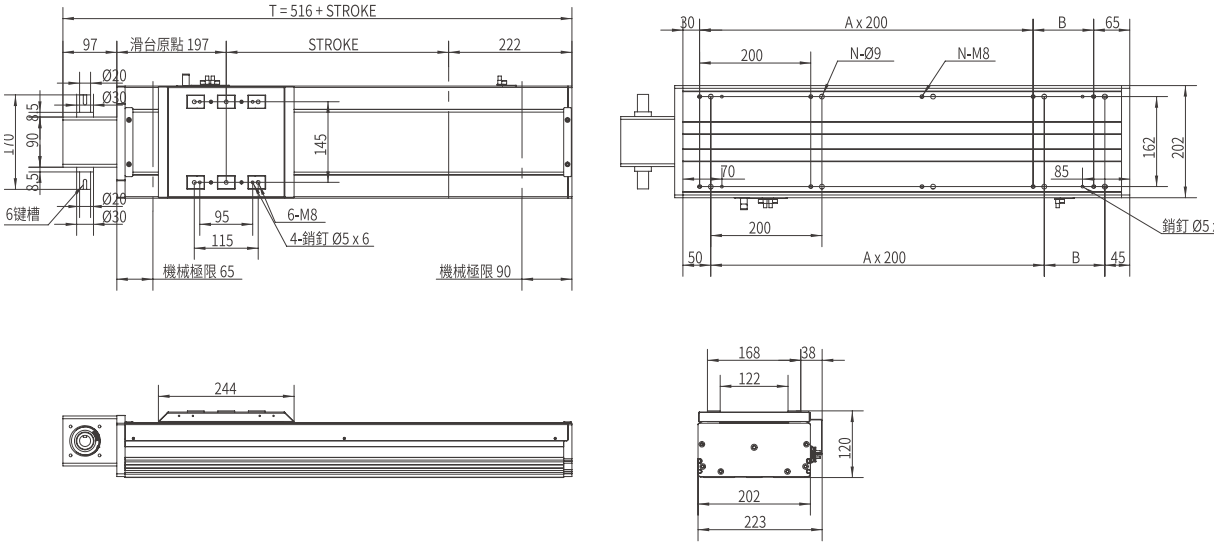

行程 Stroke	200	300	400	500	600	700	800	900	1000	1100	1200	1300	1400	1500	1600	1700	1800	1900	2000	2100	2200	2300	2400	2500
T	716	816	916	1016	1116	1216	1316	1416	1516	1616	1716	1816	1916	2016	2116	2216	2316	2416	2516	2616	2716	2816	2916	3016
B	109	209	109	209	109	209	109	209	109	209	109	209	109	209	109	209	109	209	109	209	109	209	109	209
A	2	2	3	3	4	4	5	5	6	6	7	7	8	8	9	9	10	10	11	11	12	12	13	13
N	8	8	10	10	12	12	14	14	16	16	18	18	20	20	22	22	24	24	26	26	28	28	30	30
重量 Weight (kg)	21.3	23.3	25.3	27.3	29.3	31.3	33.3	35.3	37.3	39.3	41.3	43.3	45.3	47.3	49.3	51.3	53.3	55.3	57.3	59.3	61.3	63.3	65.3	67.3

MEMO

滑台系列

AMCA Series

轨道内嵌式螺杆滑台模组

RAIL EMBEDDED SCREW SLIDE MODULE

CONTENTS

無塵環境 / 螺杆式樣 Dustproof/Ball Screw

A 軌道內嵌式螺杆滑台

RAIL EMBEDDED SCREW SLIDE

AMCA-5

此圖僅供參考，出貨規格詳見尺寸圖面
The picture is just for the reference. Please check the the actual dimensions on the drawing.

型號表示方式 Ordering Method

AMCA - 5 - L10 - 500 - CM - M10 - O3 - 0000

本體型號 Model

特注式樣 Special Order No.

行程 Stroke

50-800mm
50間隔 50 mm Pitch

※行程50限定只能安裝2組光電。
Limitations while stroke is 50 only install 2 sets of optoelectronics.

模組寬度 Module width

5	54mm

導程 Lead

2	2mm
5	5mm
10	10mm
20	20mm

馬達安裝位置 Motor Position

CM	直接安裝 Direct Installation
DM	下側間接 Downside Parallel
LM	左側間接 Leftside Parallel
RM	右側間接 Rightside Parallel

馬達廠牌、功率 Motor Brand、Power Output

M	三菱 Mitsubishi	10	100W
P	松下 Yaskawa	20	-
T	台達 Delta	40	-
J	杰美康 Jismekang	75	-
H	匯川 Inovance	1.0	-

感應器 Limit Sensor

外掛型 Out Side	
3	3只 3 PCS
4	4只 4 PCS
無SENSOR No Sensor	

產品基本規格 Specification

馬達輸出 Motor Power (W)	100			
額定扭矩 Torque (Nm)	0.32			
螺桿等級 Ball Screw Level	C7轉造 Ground Ball Screw			
重複定位精度 Rep. Accuracy (mm)	±0.01			
螺桿規格 Ball Screw Spec.	2	6	10	20
額定推力 Nominal Thrust (N)	854	341	170	85
最高速度 Max. Speed (mm/s)	100	250	500	1000
行程範圍 Stroke Range (mm)	50...800 / 50 隔 Pitch			

最大負載值 Max. Load (kg)	水平 Horizontal	30	30	15	10
	垂直 Vertical	10	10	5	2.5
光電開關 Optical Proximity Sensor	PM-Y45				

光電開關接綫圖 Optiacal Proximity Sensor Wiring Diagram

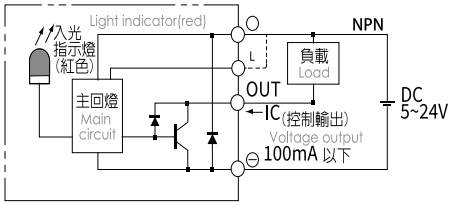

容許負載力距表 Allowable Overhang

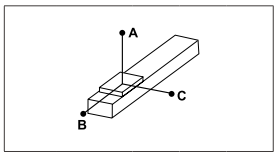

(單位 Unit : mm)

水平安裝 Horizontal Installation		A	B	C
導程 2 Lead	10kg	900	100	130
	20kg	700	40	60
	30kg	550	20	30
導程 5 Lead	10kg	650	70	100
	20kg	440	30	40
	30kg	270	10	20
導程 10 Lead	5kg	600	140	180
	10kg	370	70	80
	15kg	250	40	50
導程 20 Lead	5kg	320	120	30
	8kg	220	70	80
	10kg	175	50	60

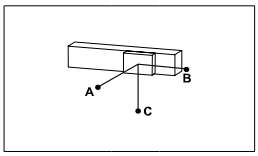

(單位 Unit : mm)

側掛安裝 Sidehang Installation		A	B	C
導程 2 Lead	10kg	130	100	900
	20kg	60	40	700
	30kg	30	20	550
導程 5 Lead	10kg	100	70	650
	20kg	40	30	420
	30kg	20	10	260
導程 10 Lead	5kg	180	140	600
	10kg	80	60	370
	15kg	50	40	250
導程 20 Lead	5kg	130	120	320
	8kg	70	70	220
	10kg	60	50	170

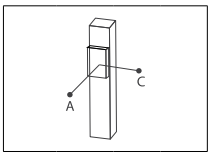

(單位 Unit : mm)

垂直安裝 Vertical Installation		A	C
導程 2 Lead	6kg	180	180
	8kg	130	130
	10kg	110	110
導程 5 Lead	6kg	140	145
	8kg	110	110
	10kg	90	90
導程 10 Lead	1kg	800	800
	3kg	260	260
	5kg	150	150
導程 20 Lead	1kg	600	600
	2kg	300	300
	2.5kg	250	250

靜態容許負載慣量 Static Loading Moment

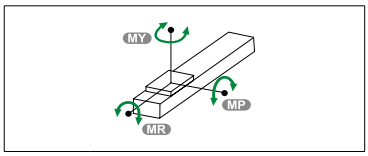

(單位 Unit : mm)

MY	103
MP	103
MR	114

※力距表所表示的數據，代表重心。
The torque value in the chart indicate the center of gravity。
※倒吊使用無法套用標準規範，如有需求請洽詢我司業務。
Data information is not for ceiling-mount inverse use.Contact us for the details if you want to apply ceiling-mount inverse usage.

常用伺服電機尺寸參考數據 Common servo motor size reference data

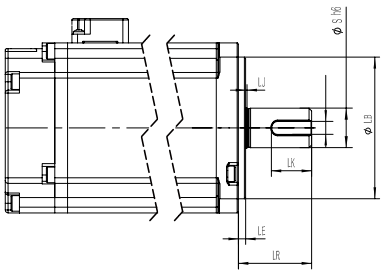

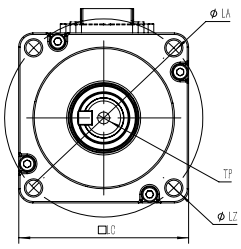

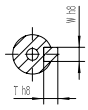

軸端帶键示意图

功率(W) Power Output	品牌 Motor Brand	識別代號 Identification code	S	LR	LA	W	LZ	LB	LE
100W	三菱 Mitsubishi	M	8	25	46	3（深1.0）	M4	30	2.5
100W	松下Yaskawa	P	8	25	45	3（深1.8）	M3	30	3
100W	台達Delta	T	8	25	46	3（深1.8）	M4	30	2.5
100W	杰美康Jiemeikang	J	8	25	46	3（深1.0）	M4	30	2.5
100W	匯川Inovance	H	8	25	46	3	M4	30	2.5

馬達直接安裝/馬達下側間接按裝
Motor Direct Installation / Motor Downside Parallel Installation

CM 馬達直接安裝 Motor Direct Installation

單位 Unit: mm

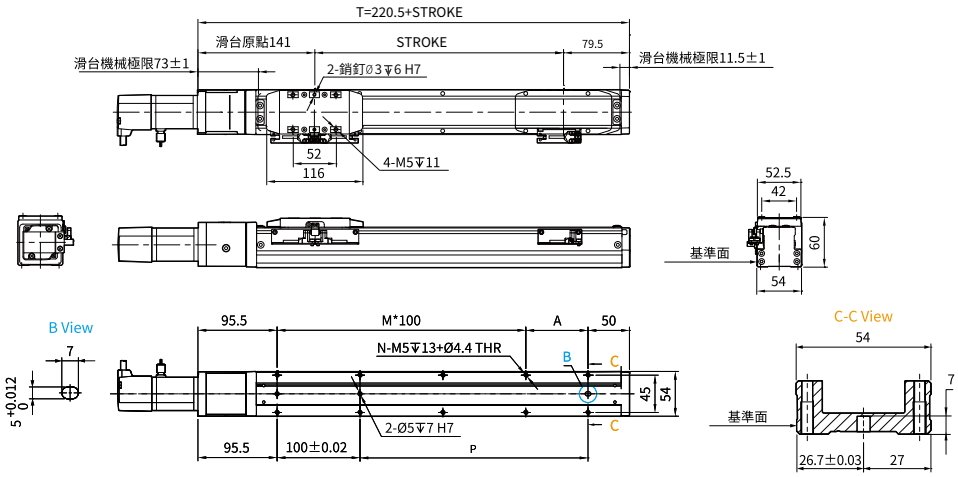

行程 Stroke	50	100	150	200	250	300	350	400	450	500	550	600	650	700	750	800
T	270.5	320.5	370.5	420.5	470.5	520.5	570.5	620.5	670.5	720.5	770.5	820.5	870.5	920.5	970.5	1020.5
A	25	75	25	75	25	75	25	75	25	75	25	75	25	75	25	75
M	1	1	2	2	3	3	4	4	5	5	6	6	7	7	8	8
N	6	6	8	8	10	10	12	12	14	14	16	16	18	18	20	20
P	25	75	125	175	225	275	325	375	425	475	525	575	625	675	725	775
重量 Weight (kg)	1.65	1.79	1.92	2.11	2.39	2.50	2.52	2.75	2.86	2.95	3.15	3.28	3.44	3.58	3.71	4.09

DM 馬達下側間接按裝 Motor Downside Parallel Installation

單位 Unit: mm

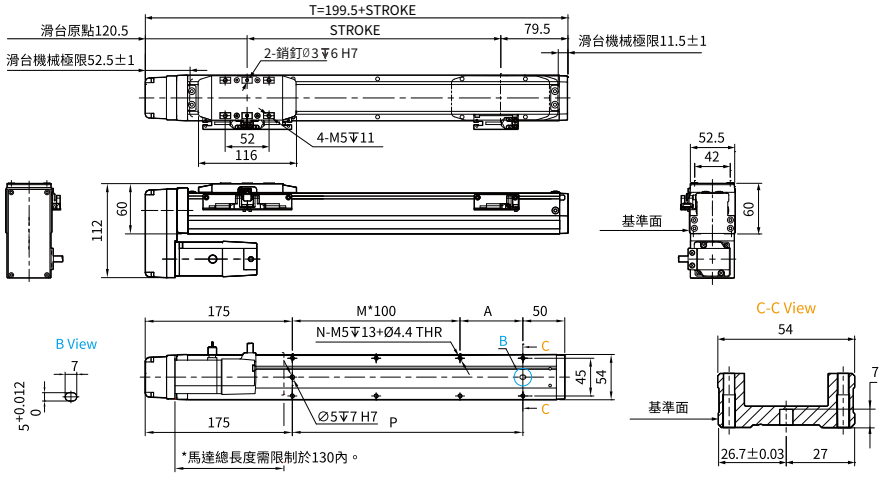

行程 Stroke	50	100	150	200	250	300	350	400	450	500	550	600	650	700	750	800
T	250	300	350	400	450	500	550	600	650	700	750	800	850	900	950	1000
A	25	75	25	75	25	75	25	75	25	75	25	75	25	75	25	75
M	0	0	1	1	2	2	3	3	4	4	5	5	6	6	7	7
N	4	4	6	6	8	8	10	10	12	12	14	14	16	16	18	18
P	25	75	125	175	225	275	325	375	425	475	525	575	625	675	725	775
重量 Weight (kg)	1.68	1.80	2.03	2.14	2.42	2.53	2.58	2.78	2.89	2.98	3.18	3.31	3.47	3.60	3.74	4.12

馬達左側間接安裝/馬達右側間接安裝
Motor Leftside Parallel Installation / Motor Rightside Parallel Installation

LM 馬達左側間接安裝 Motor Leftside Parallel Installation

單位 Unit: mm

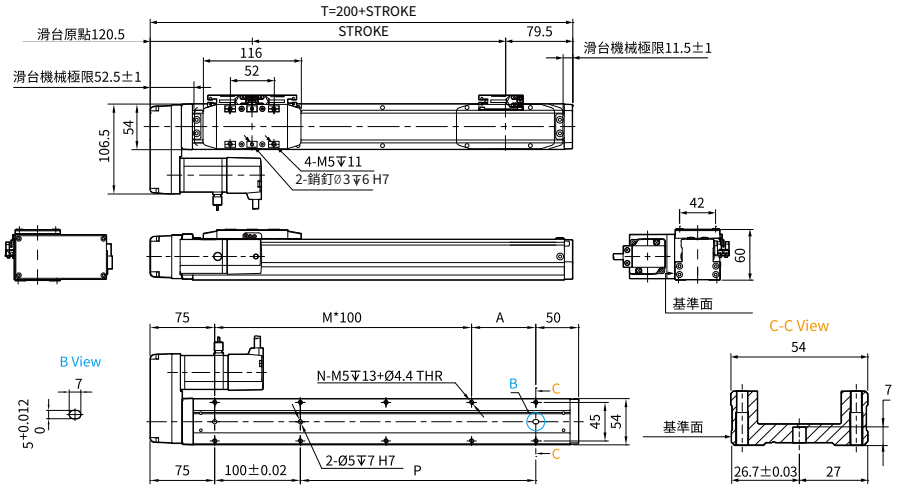

行程 Stroke	50	100	150	200	250	300	350	400	450	500	550	600	650	700	750	800
T	250	300	350	400	450	500	550	600	650	700	750	800	850	900	950	1000
A	25	75	25	75	25	75	25	75	25	75	25	75	25	75	25	75
M	1	1	2	2	3	3	4	4	5	5	6	6	7	7	8	8
N	6	6	8	8	10	10	12	12	14	14	16	16	18	18	20	20
P	25	75	125	175	225	275	325	375	425	475	525	575	625	675	725	775
重量 Weight (kg)	1.68	1.80	2.03	2.14	2.42	2.53	2.58	2.78	2.89	2.98	3.18	3.31	3.47	3.60	3.74	4.12

RM 馬達右側間接安裝 Motor Rightside Parallel Installation

單位 Unit: mm

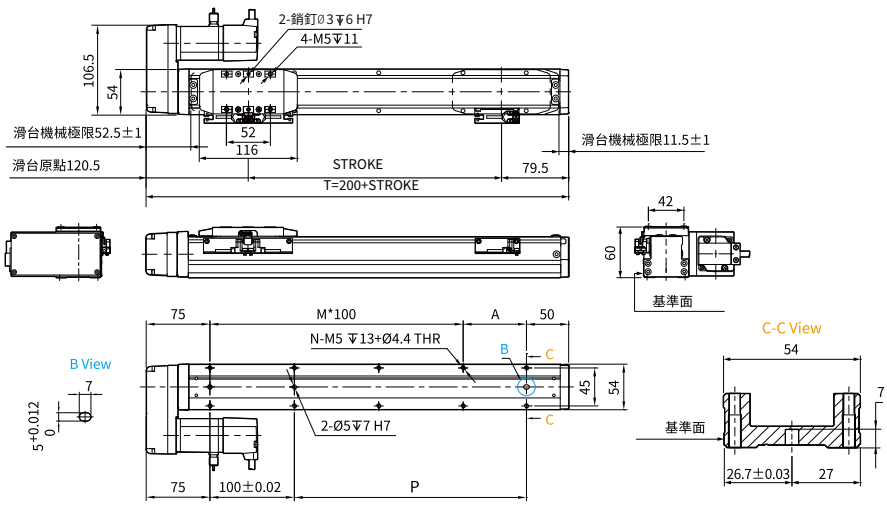

行程 Stroke	50	100	150	200	250	300	350	400	450	500	550	600	650	700	750	800
T	250	300	350	400	450	500	550	600	650	700	750	800	850	900	950	1000
A	25	75	25	75	25	75	25	75	25	75	25	75	25	75	25	75
M	1	1	2	2	3	3	4	4	5	5	6	6	7	7	8	8
N	6	6	8	8	10	10	12	12	14	14	16	16	18	18	20	20
P	25	75	125	175	225	275	325	375	425	475	525	575	625	675	725	775
重量 Weight (kg)	1.68	1.80	2.03	2.14	2.42	2.53	2.58	2.78	2.89	2.98	3.18	3.31	3.47	3.60	3.74	4.12

A 軌道內嵌式螺杆滑台

RAIL EMBEDDED SCREW SLIDE

AMCA-8

此圖僅供參考，出貨規格詳見尺寸圖面
The picture is just for the reference. Please check the the actual dimensions on the drawing.

型號表示方式 Ordering Method

AMCA - 8 - L10 - 500 - CM - M40 - O3 - 0000

本體型號 Model

特注式樣 Special Order No.

行程 Stroke

50-1100mm
50間隔 50 mm Pitch

※行程50限定只能安裝2組光電。
Limitations while stroke is 50 only install 2 sets of optoelectronics.

模組寬度 Module width

8	82mm

導程 Lead

5	5mm
10	10mm
20	20mm

馬達安裝位置 Motor Position

CM	直接安裝 Direct Installation
DM	下側間接 Downside Parallel
LM	左側間接 Leftside Parallel
RM	右側間接 Rightside Parallel

馬達廠牌、功率 Motor Brand、Power Output

M	三菱 Mitsubishi	10	-
P	松下 Yaskawa	20	200W
T	台達 Delta	40	400W
J	杰美康 Jiemeikang	75	-
H	匯川 Inovance	1.0	-

感應器 Limit Sensor

外掛型 Out Side	
3	3只 3 PCS
4	4只 4 PCS
無SENSOR No Sensor	

產品基本規格 Specification

馬達輸出 Motor Power (W)	200 / 400		
額定扭矩 Torque (Nm)	0.64 / 1.28		
螺桿等級 Ball Screw Level	C7轉造 Ground Ball Screw		
重複定位精度 Rep. Accuracy (mm)	±0.01		
螺桿規格 Ball Screw Spec.	5	10	20
額定推力 Nominal Thrust (N)	250	500	1000
最高速度 Max. Speed (mm/s)	1388	694	347
行程範圍 Stroke Range (mm)	50...1100 / 50 間隔 Pitch		

最大負載值 Max. Load (kg)	水平 Horizontal	50	30	18
	垂直 Vertical	15	8	3
光電開關 Optical Proximity Sensor	PM-Y45			

光電開關接綫圖 Optiacal Proximity Sensor Wiring Diagram

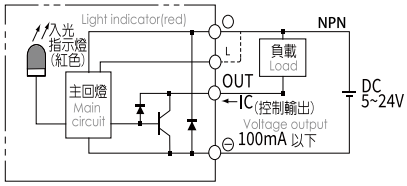

容許負載力距表 Allowable Overhang

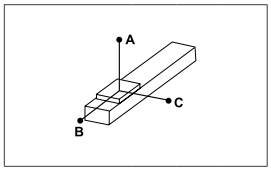

(單位 Unit : mm)

水平安裝 Horizontal Installation		A	B	C
導程 5 Lead	20kg	1560	150	230
	35kg	890	80	120
	50kg	550	50	80
導程 10 Lead	10kg	1730	280	410
	20kg	830	130	190
	30kg	540	80	120
導程 20 Lead	6kg	1210	400	490
	9kg	800	260	32
	18kg	590	190	230

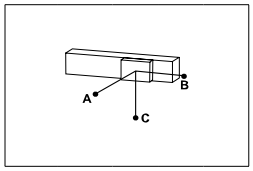

(單位 Unit : mm)

側掛安裝 Sidehang Installation		A	B	C
導程 5 Lead	20kg	210	150	1430
	35kg	110	80	840
	50kg	70	50	500
導程 10 Lead	10kg	370	280	1400
	20kg	170	130	800
	30kg	110	80	490
導程 20 Lead	6kg	440	400	760
	9kg	290	260	650
	18kg	210	190	540

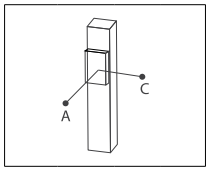

(單位 Unit : mm)

垂直安裝 Vertical Installation		A	C
導程 5 Lead	20kg	330	330
	35kg	220	220
	-	-	-
導程 10 Lead	5kg	580	580
	8kg	360	360
	-	-	-
導程 20 Lead	3kg	930	930
	-	-	-
	-	-	-

靜態容許負載慣量 Static Loading Moment

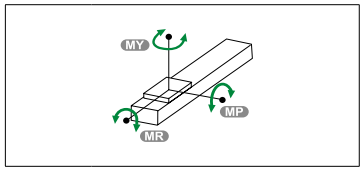

(單位 Unit : mm)

MY	79
MP	79
MR	116

※力距表所表示的數據，代表重心。
The torque value in the chart indicate the center of gravity.
※倒吊使用無法套用標準規範，如有需求請洽詢我司業務。
Data information is not for ceiling-mount inverse use.Contact us for the details if you want to apply ceiling-mount inverse usage.

常用伺服電機尺寸參考數據 Common servo motor size reference data

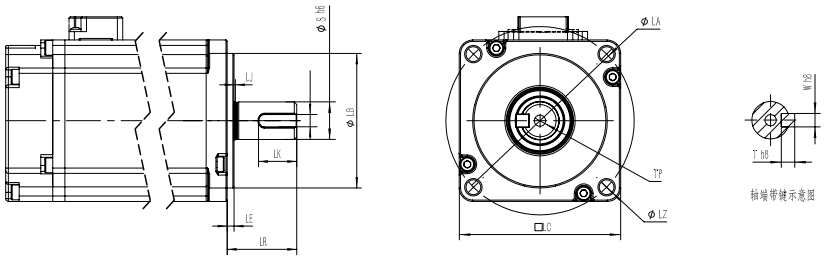

功率(W) Power Output	品牌 Motor Brand	識別代號 Identification code	S	LR	LA	W	LZ	LB	LE
200W	三菱 Mitsubishi	M	14	30	70	5	M5	50	3
200W	松下 Yaskawa	P	11	30	70	4（深2.5）	M4	50	3
200W	台達 Delta	T	11	30	70	4（深3.0）	M5	50	3
200W	杰美康 Jiemeikang	J	14	30	70	5	M5	50	3
200W	匯川 Inovance	H	11	30	70	5	M5	50	3
400W	三菱 Mitsubishi	M	14	30	70	5	M5	50	3
400W	松下 Yaskawa	P	14	30	70	5（深3.0）	M4	50	3
400W	台達 Delta	T	14	30	70	5（深3.0）	M5	50	3
400W	杰美康 Jiemeikang	J	14	30	70	5	M5	50	3
400W	匯川 Inovance	H	14	30	70	5	M5	50	3

馬達直接安裝/馬達下側間接按裝
Motor Direct Installation / Motor Downside Parallel Installation

CM 馬達直接安裝 Motor Direct Installation

單位 Unit: mm

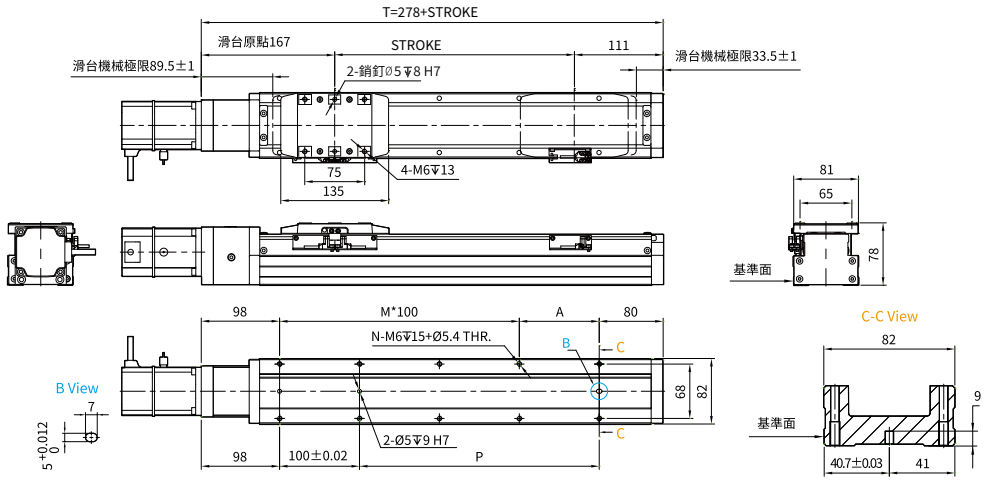

行程 Stroke	50	100	150	200	250	300	350	400	450	500	550	600	650	700	750	800	850	900	950	1000	1050	1100
T	328	378	428	478	528	578	628	678	728	778	828	878	928	978	1028	1078	1128	1178	1228	1278	1328	1378
A	50	100	50	100	50	100	50	100	50	100	50	100	50	100	50	100	50	100	50	100	50	100
M	1	1	2	2	3	3	4	4	5	5	6	6	7	7	8	8	9	9	10	10	11	11
N	6	6	8	8	10	10	12	12	14	14	16	16	18	18	20	20	22	22	24	24	26	26
P	50	100	150	200	250	300	350	400	450	500	550	600	650	700	750	800	850	900	950	1000	1050	1100
重量 Weight (kg)	3.91	4.29	4.70	5.00	5.35	5.68	6.00	6.35	6.64	6.97	7.41	7.71	8.12	8.41	8.65	8.96	9.37	9.62	10.01	10.28	10.7	11.12

DM 馬達下側間接按裝 Motor Downside Parallel Installation

單位 Unit: mm

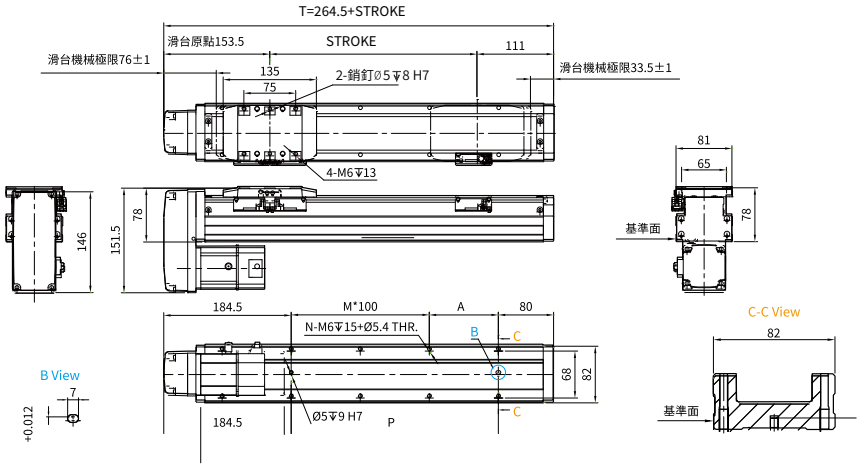

行程 Stroke	50	100	150	200	250	300	350	400	450	500	550	600	650	700	750	800	850	900	950	1000	1050	1100
T	314.5	364.5	414.5	464.5	514.5	564.5	614.5	664.5	714.5	764.5	814.5	864.5	914.5	964.5	1014.5	1064.5	1114.5	1164.5	1214.5	1264.5	1314.5	1364.5
A	50	100	50	100	50	100	50	100	50	100	50	100	50	100	50	100	50	100	50	100	50	100
M	0	0	1	1	2	2	3	3	4	4	5	5	6	6	7	7	8	8	9	9	10	10
N	4	4	6	6	8	8	10	10	12	12	14	14	16	16	18	18	20	20	22	22	24	24
P	50	100	150	200	250	300	350	400	450	500	550	600	650	700	750	800	850	900	950	1000	1050	1100
重量 Weight (kg)	3.95	4.33	4.74	5.09	5.39	5.72	6.04	6.39	6.68	7.01	7.45	7.75	8.16	8.45	8.69	9	9.41	9.66	10.08	10.32	10.74	11.16

馬達左側間接安裝/馬達右側間接安裝
Motor Leftside Parallel Installation / Motor Rightside Parallel Installation

LM 馬達左側間接安裝 Motor Leftside Parallel Installation

單位 Unit: mm

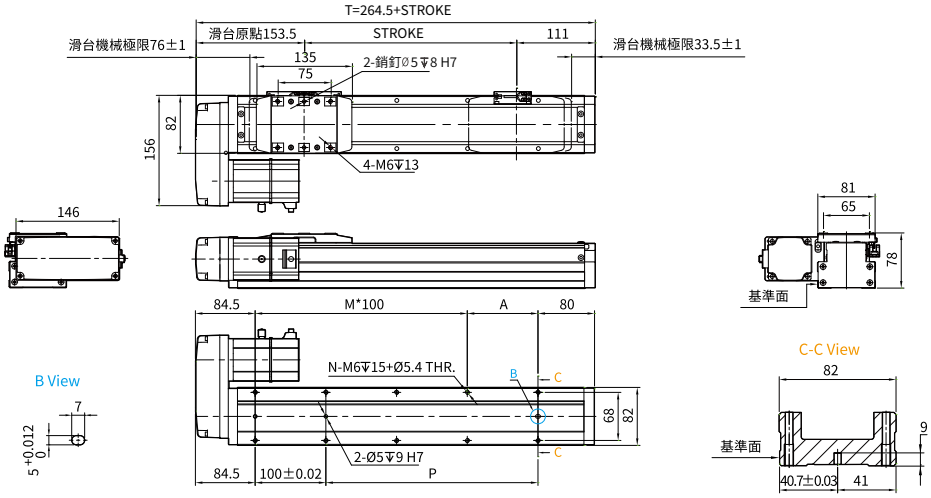

行程 Stroke	50	100	150	200	250	300	350	400	450	500	550	600	650	700	750	800	850	900	950	1000	1050	1100
T	314.5	364.5	414.5	464.5	514.5	564.5	614.5	664.5	714.5	764.5	814.5	864.5	914.5	964.5	1014.5	1064.5	1114.5	1164.5	1214.5	1264.5	1314.5	1364.5
A	50	100	50	100	50	100	50	100	50	100	50	100	50	100	50	100	50	100	50	100	50	100
M	1	1	2	2	3	3	4	4	5	5	6	6	7	7	8	8	9	9	10	10	11	11
N	6	6	8	8	10	10	12	12	14	14	16	16	18	18	20	20	22	22	24	24	26	26
P	50	100	150	200	250	300	350	400	450	500	550	600	650	700	750	800	850	900	950	1000	1050	1100
重量 Weight (kg)	3.95	4.33	4.74	5.09	5.39	5.72	6.04	6.39	6.68	7.01	7.45	7.75	8.16	8.45	8.69	9	9.41	9.66	10.08	10.32	10.74	11.16

RM 馬達右側間接安裝 Motor Rightside Parallel Installation

單位 Unit: mm

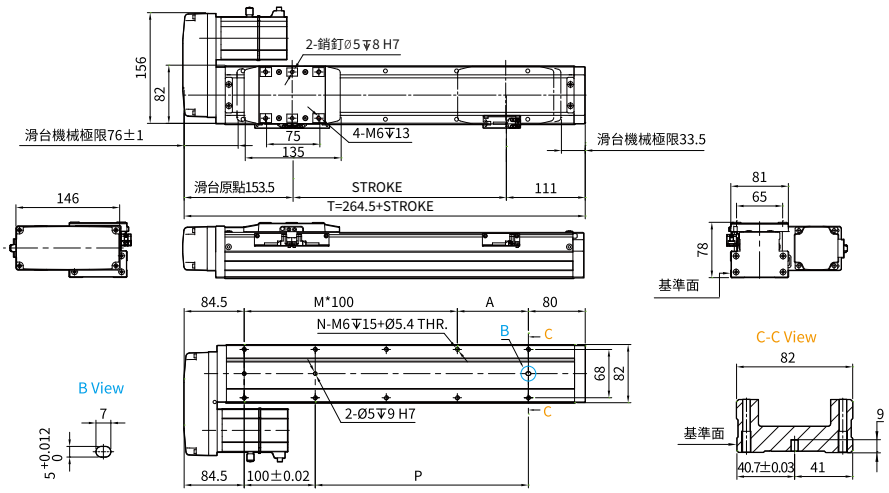

行程 Stroke	50	100	150	200	250	300	350	400	450	500	550	600	650	700	750	800	850	900	950	1000	1050	1100
T	314.5	364.5	414.5	464.5	514.5	564.5	614.5	664.5	714.5	764.5	814.5	864.5	914.5	964.5	1014.5	1064.5	1114.5	1164.5	1214.5	1264.5	1314.5	1364.5
A	50	100	50	100	50	100	50	100	50	100	50	100	50	100	50	100	50	100	50	100	50	100
M	1	1	2	2	3	3	4	4	5	5	6	6	7	7	8	8	9	9	10	10	11	11
N	6	6	8	8	10	10	12	12	14	14	16	16	18	18	20	20	22	22	24	24	26	26
P	50	100	150	200	250	300	350	400	450	500	550	600	650	700	750	800	850	900	950	1000	1050	1100
重量 Weight (kg)	3.95	4.33	4.74	5.09	5.39	5.72	6.04	6.39	6.68	7.01	7.45	7.75	8.16	8.45	8.69	9	9.41	9.66	10.08	10.32	10.74	11.16

A 軌道內嵌式螺杆滑台

RAIL EMBEDDED SCREW SLIDE

AMCA-12

此圖僅供參考，出貨規格詳見尺寸圖面
The picture is just for the reference. Please check the the actual dimensions on the drawing.

型號表示方式 Ordering Method

AMCA - 12 - L10 - 500 - CM - M40 - O3 - 0000

本體型號 Model

特注式樣 Special Order No.

行程 Stroke

50-1250mm
50間隔 50 mm Pitch

※行程50限定只能安裝2組光電。
Limitations while stroke is 50 only install 2 sets of optoelectronics.

模組寬度 Module width

12	120mm

導程 Lead

5	5mm
10	10mm
20	20mm
32	32mm

馬達安裝位置 Motor Position

CM	直接安裝 Direct Installation
DM	下側間接 Downside Parallel
LM	左側間接 Leftside Parallel
RM	右側間接 Rightside Parallel

馬達廠牌、功率 Motor Brand、Power Output

M	三菱 Mitsubishi	10	-
P	松下 Yaskawa	20	-
T	台達 Delta	40	400W
J	杰美康 Jismekang	75	-
H	匯川 Inovance	1.0	-

感應器 Limit Sensor

外掛型 Out Side	
3	3只 3 PCS
4	4只 4 PCS
無SENSOR No Sensor	

產品基本規格 Specification

馬達輸出 Motor Power (W)	400			
額定扭矩 Torque (Nm)	1.28			
螺桿等級 Ball Screw Level	C7轉造 Ground Ball Screw			
重複定位精度 Rep. Accuracy (mm)	±0.01			
螺桿規格 Ball Screw Spec.	5	10	20	32
額定推力 Nominal Thrust (N)	1388	694	347	218
最高速度 Max. Speed (mm/s)	250	500	1000	1600
行程範圍 Stroke Range (mm)	50...1250 / 50 間隔 Pitch			

最大負載值 Max. Load (kg)	水平 Horizontal	110	88	40	30
	垂直 Vertical	33	22	10	8
光電開關 Optical Proximity Sensor	PM-Y45				

光電開關接綫圖 Optiacal Proximity Sensor Wiring Diagram

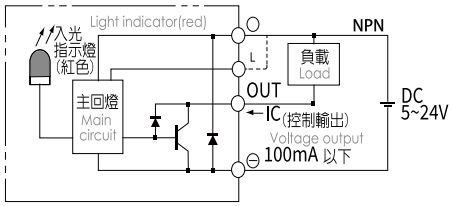

容許負載力距表 Allowable Overhang

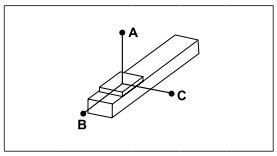

(單位 Unit : mm)

水平安裝 Horizontal Installation		A	B	C
導程 5 Lead	60kg	2850	250	340
	80kg	2100	180	250
	110kg	1500	120	170
導程 10 Lead	30kg	2850	490	600
	50kg	1700	280	350
	88kg	950	140	190
導程 20 Lead	10kg	3400	1250	1400
	22kg	1650	550	620
	40kg	900	290	330
導程 32 Lead	15kg	1100	570	550
	25kg	620	330	320
	30kg	520	270	260

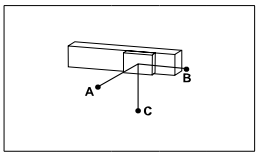

(單位 Unit : mm)

側掛安裝 Sidehang Installation		A	B	C
導程 5 Lead	55kg	280	280	3300
	75kg	200	190	2400
	110kg	130	120	1550
導程 10 Lead	35kg	400	410	2500
	55kg	245	250	1550
	88kg	150	150	950
導程 20 Lead	12kg	900	1070	3000
	20kg	550	630	1800
	40kg	260	300	900
導程 32 Lead	15kg	440	570	1050
	30kg	210	270	520
	-	-	-	-

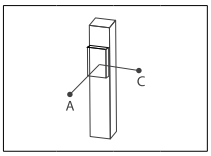

(單位 Unit : mm)

垂直安裝 Vertical Installation		A	C
導程 5 Lead	15kg	1200	1200
	22kg	820	820
	33kg	550	550
導程 10 Lead	10kg	1660	1600
	14kg	1150	1150
	22kg	730	730
導程 20 Lead	7kg	1800	1800
	10kg	1250	1250
	-	-	-
導程 32 Lead	5kg	1600	1600
	8kg	1000	1000
	-	-	-

靜態容許負載慣量 Static Loading Moment

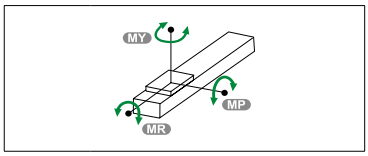

(單位 Unit : mm)

MY	600
MP	600
MR	1160

※力距表所表示的數據，代表重心。
The torque value in the chart indicate the center of gravity.
※倒吊使用無法套用標準規範，如有需求請洽詢我司業務。
Data information is not for ceiling-mount inverse use.Contact us for the details if you want to apply ceiling-mount inverse usage.

常用伺服電機尺寸參考數據 Common servo motor size reference data

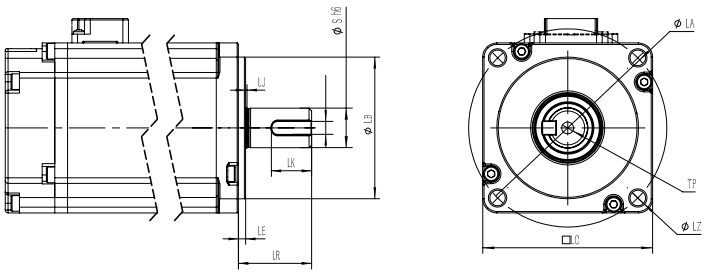

功率(W) Power Output	品牌 Motor Brand	識別代號 Identification code	S	LR	LA	W	LZ	LB	LE
400W	三菱 Mitsubishi	M	14	30	70	5	M5	50	3
400W	松下Yaskawa	P	14	30	70	5（深3.0）	M4	50	3
400W	台達Delta	T	14	30	70	5（深3.0）	M5	50	3
400W	杰美康Jiemeikang	J	14	30	70	5	M5	50	3
400W	匯川Inovance	H	14	30	70	5	M5	50	3

馬達直接安裝/馬達下側間接按裝
Motor Direct Installation / Motor Downside Parallel Installation

CM 馬達直接安裝 Motor Direct Installation

單位 Unit: mm

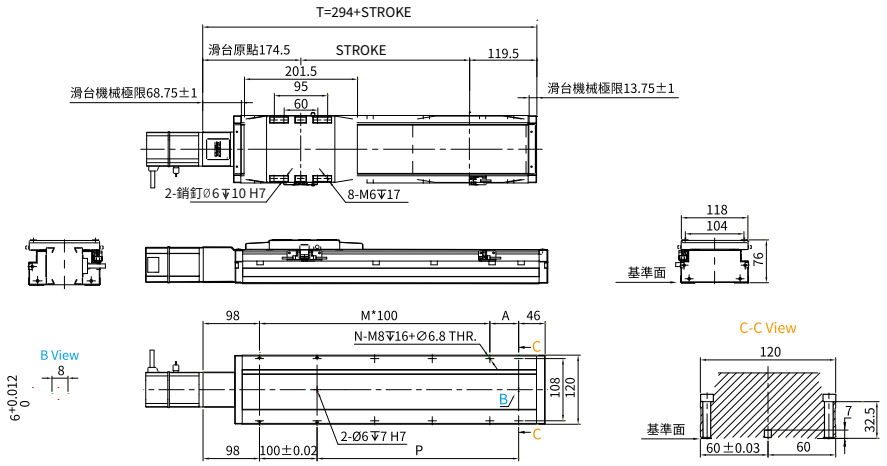

行程 Stroke	50	100	150	200	250	300	350	400	450	500	550	600	650	700	750	800	850	900	950	1000	1050	1100	1150	1200	1250
T	344	394	444	494	544	594	644	694	744	794	844	894	944	994	1044	1094	1144	1194	1244	1294	1344	1394	1444	1494	1544
A	100	50	100	50	100	50	100	50	100	50	100	50	100	50	100	50	100	50	100	50	100	50	100	50	100
M	1	2	2	3	3	4	4	5	5	6	6	7	7	8	8	9	9	10	10	11	11	12	12	13	13
N	6	8	8	10	10	12	12	14	14	16	16	18	18	20	20	22	22	24	24	26	26	28	28	30	30
P	100	150	200	250	300	350	400	450	500	550	600	650	700	750	800	850	900	950	1000	1050	1100	1150	1200	1250	1300
重量 Weight (kg)	5.05	5.4	5.75	6.1	6.45	6.8	7.15	7.5	7.85	8.2	8.55	8.9	9.25	9.6	9.95	10.3	10.65	11	11.35	11.7	12.05	12.4	12.75	13.1	13.45

DM 馬達下側間接按裝 Motor Downside Parallel Installation

單位 Unit: mm

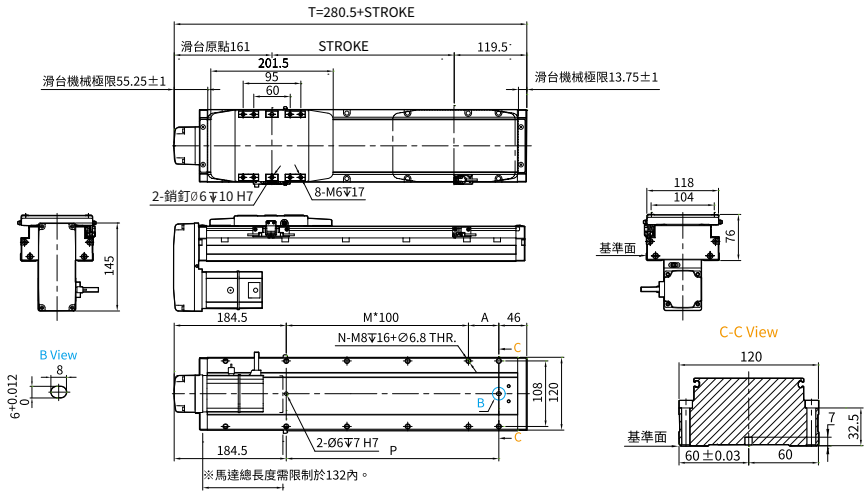

行程 Stroke	50	100	150	200	250	300	350	400	450	500	550	600	650	700	750	800	850	900	950	1000	1050	1100	1150	1200	1250
T	330.5	380.5	430.5	480.5	530.5	580.5	630.5	680.5	730.5	780.5	830.5	880.5	930.5	980.5	1030.5	1080.5	1130.5	1180.5	1230.5	1280.5	1330.5	1380.5	1430.5	1480.5	1530.5
A	100	50	100	50	100	50	100	50	100	50	100	50	100	50	100	50	100	50	100	50	100	50	100	50	100
M	0	1	1	2	2	3	3	4	4	5	5	6	6	7	7	8	8	9	9	10	10	11	11	12	12
N	4	6	6	8	8	10	10	12	12	14	14	16	16	18	18	20	20	22	22	24	24	26	26	28	28
P	100	150	200	250	300	350	400	450	500	550	600	650	700	750	800	850	900	950	1000	1050	1100	1150	1200	1250	1300
重量 Weight (kg)	5.21	5.56	5.91	6.26	6.61	6.96	7.31	7.66	8.01	8.36	8.71	9.06	9.41	9.76	10.11	10.46	10.81	11.16	11.51	11.86	12.21	12.56	12.91	13.26	13.61

馬達左側間接安裝/馬達右側間接安裝
Motor Leftside Parallel Installation / Motor Rightside Parallel Installation

LM 馬達左側間接安裝 Motor Leftside Parallel Installation

單位 Unit: mm

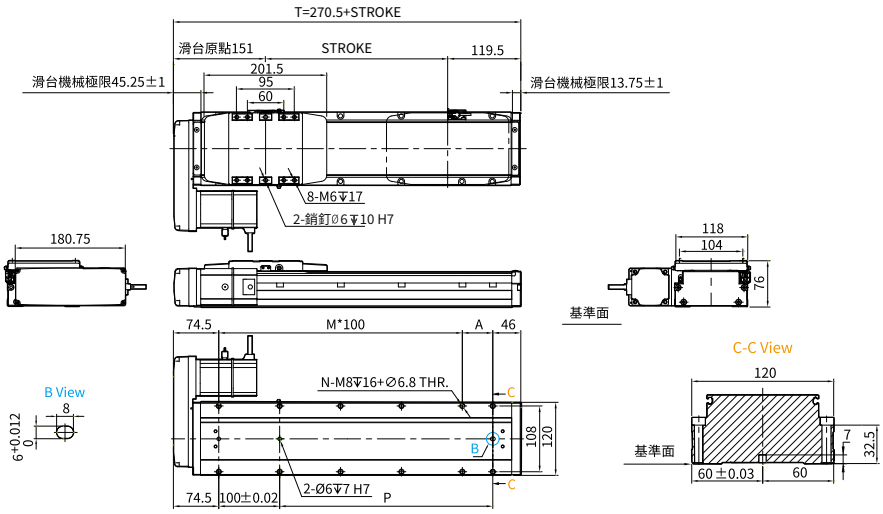

行程 Stroke	50	100	150	200	250	300	350	400	450	500	550	600	650	700	750	800	850	900	950	1000	1050	1100	1150	1200	1250
T	320.5	370.5	420.5	470.5	520.5	570.5	620.5	670.5	720.5	770.5	820.5	870.5	920.5	970.5	1020.5	1070.5	1120.5	1170.5	1220.5	1270.5	1320.5	1370.5	1420.5	1470.5	1520.5
A	100	50	100	50	100	50	100	50	100	50	100	50	100	50	100	50	100	50	100	50	100	50	100	50	100
M	1	2	2	3	3	4	4	5	5	6	6	7	7	8	8	9	9	10	10	11	11	12	12	13	13
N	6	8	8	10	10	12	12	14	14	16	16	18	18	20	20	22	22	24	24	26	26	28	28	30	30
P	100	150	200	250	300	350	400	450	500	550	600	650	700	750	800	850	900	950	1000	1050	1100	1150	1200	1250	1300
重量 Weight (kg)	5.25	5.6	5.95	6.3	6.65	7	7.35	7.7	8.05	8.4	8.75	9.1	9.45	9.8	10.15	10.85	11.2	11.55	11.9	12.25	12.6	12.56	12.91	13.26	13.61

RM 馬達右側間接安裝 Motor Rightside Parallel Installation

單位 Unit: mm

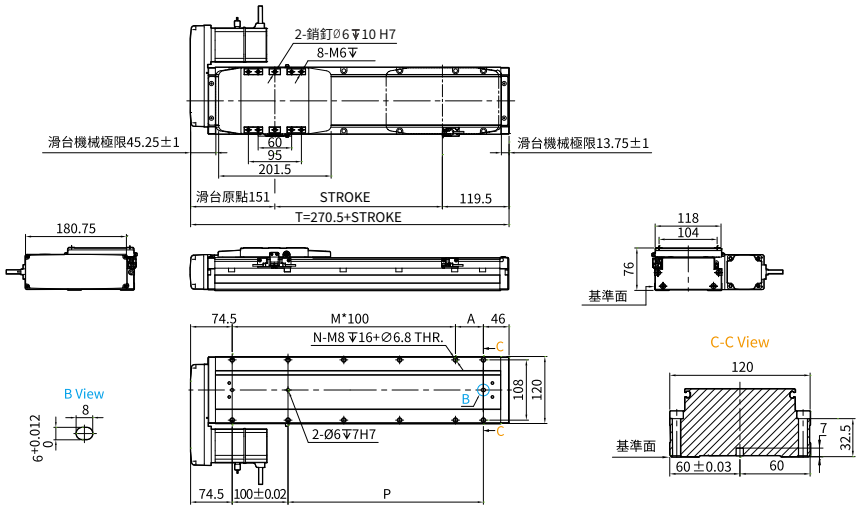

行程 Stroke	50	100	150	200	250	300	350	400	450	500	550	600	650	700	750	800	850	900	950	1000	1050	1100	1150	1200	1250
T	320.5	370.5	420.5	470.5	520.5	570.5	620.5	670.5	720.5	770.5	820.5	870.5	920.5	970.5	1020.5	1070.5	1120.5	1170.5	1220.5	1270.5	1320.5	1370.5	1420.5	1470.5	1520.5
A	100	50	100	50	100	50	100	50	100	50	100	50	100	50	100	50	100	50	100	50	100	50	100	50	100
M	1	2	2	3	3	4	4	5	5	6	6	7	7	8	8	9	9	10	10	11	11	12	12	13	13
N	6	8	8	10	10	12	12	14	14	16	16	18	18	20	20	22	22	24	24	26	26	28	28	30	30
P	100	150	200	250	300	350	400	450	500	550	600	650	700	750	800	850	900	950	1000	1050	1100	1150	1200	1250	1300
重量 Weight (kg)	5.25	5.6	5.95	6.3	6.65	7	7.35	7.7	8.05	8.4	8.75	9.1	9.45	9.8	10.15	10.85	11.2	11.55	11.9	12.25	12.6	12.56	12.91	13.26	13.61

MEMO

滑台系列

AMCK Series

KK模组

KK MODULE

CONTENTS

一般環境 / 螺杆式樣 Standard /Ball Screw

AMCK-50	本體寬幅 Width	50mm
	最大軌道長度 Max.stroke	300mm
	最大負載 Max.load	12kg
AMCK-50U	本體寬幅 Width	50mm
	最大軌道長度 Max.stroke	300mm
	最大負載 Max.load	12kg
AMCK-60	本體寬幅 Width	60mm
	最大軌道長度 Max.stroke	600mm
	最大負載 Max.load	20kg
AMCK-60U	本體寬幅 Width	60mm
	最大軌道長度 Max.stroke	600mm
	最大負載 Max.load	20kg

AMCK-86	本體寬幅 Width	86mm
	最大軌道長度 Max.stroke	940mm
	最大負載 Max.load	50kg
AMCK-86U	本體寬幅 Width	86mm
	最大軌道長度 Max.stroke	940mm
	最大負載 Max.load	50kg

K

KK模組
KK module

AMCK-50



此圖僅供參考，出貨規格詳見尺寸圖面
The picture is just for the reference. Please check the the actual dimensions on the drawing.

型號表示方式 Ordering Method

AMCK - 50U - L2 - C - 200 - A1 - CM - M10 - O3 - 0000

本體型號 Model

特注式樣 Special Order No.

軌道 Track (mm)

50	150,200,250,300

模組寬度 Module width

50	50mm
U	標准型 Standard
无	基本型 Basic

導程 Lead

2	2mm

精度等級 Accuracy class

P	精密級 Advance level
C	一般級 General level

滑動座類別 Sliding Seat Type

A1	一個標准型 1x Standard Seat
An	n個標准型 1x Standard Seat

馬達安裝位置 Motor Position

CM	直接安裝 Direct Installation

馬達品牌、功率 Motor Brand、Power Output

M	三菱 Mitsubishi	10	100W
P	松下 Yaskawa	20	-
T	台達 Delta	40	-
J	杰美康 Jiemeikang	75	-
H	匯川 Inovance	1.0	-

感應器 Limit Sensor

外掛型 Out Side	
3	3只 3 PCS
4	4只 4 PCS
無SENSOR No Sensor	

產品基本規格 Specification

馬達輸出 Motor Power (W)	100
額定扭矩 Torque (Nm)	0.32
螺桿等級 Ball Screw Level	C7轉造 / C5研磨 Rolled Ball Screw / Ground Ball Screw
重複定位精度 Rep. Accuracy (mm)	±0.01 / ±0.005
螺桿規格 Ball Screw Spec.	05
額定推力 Nominal Thrust (N)	2550
最高速度 Max. Speed (mm/s)	250

最大負載值 Max. Load (kg)	水平 Horizontal	10
	側掛 Sidehang	6
	垂直 Vertical	3
光電開關 Optical Proximity Sensor		PM-Y45

光電開關接綫圖 Optiacal Proximity Sensor Wiring Diagram

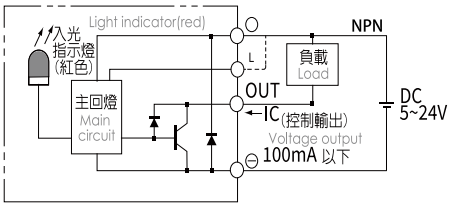

容許負載力距表 Allowable Overhang

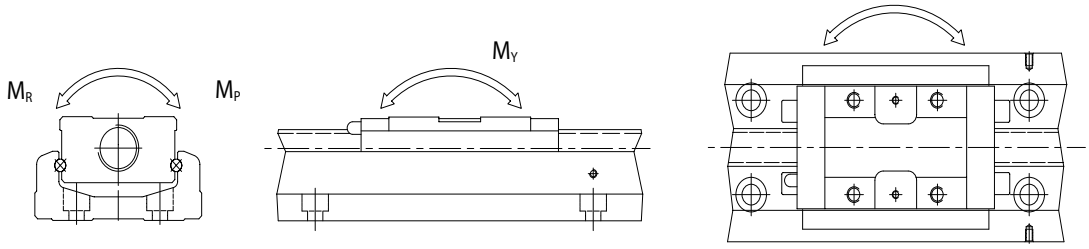

型號		綫性滑軌															
		基本動額定負荷（N）		基本靜額定負荷（N）		容許靜力矩											
						俯仰Mp（N-m）				偏擺MY（N-m）				滾動MR（N-m）			
		滑座A	滑座S	滑座A	滑座S	滑座A1	滑座A2	滑座S1	滑座S2	滑座A1	滑座A2	滑座S1	滑座S2	滑座A1	滑座A2	滑座S1	滑座S2
AMCK-5002	精密級	8007	-	12916	-	116	545	-	-	116	545	-	-	222	444	-	-
	一般級																

※力距表所表示的數據，代表重心。
The torque value in the chart indicate the center of gravity。
※倒吊使用無法套用標準規範，如有需求請洽詢我司業務。
Data information is not for ceiling-mount inverse use.Contact us for the details if you want to apply ceiling-mount inverse usage.

常用伺服電機尺寸參考數據 Common servo motor size reference data

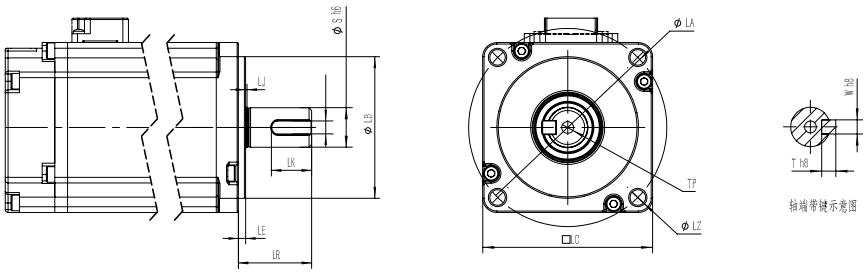

功率(W) Power Output	品牌 Motor Brand	識別代號 Identification code	S	LR	LA	W	LZ	LB	LE
100W	三菱 Mitsubishi	M	8	25	46	3（深1.0）	M4	30	2.5
100W	松下 Yaskawa	P	8	25	45	3（深1.8）	M3	30	3
100W	台達 Delta	T	8	25	46	3（深1.8）	M4	30	2.5
100W	杰美康 Jiemeikang	J	8	25	46	3（深1.0）	M4	30	2.5
100W	匯川 Inovance	H	8	25	46	3	M4	30	2.5

KK–50馬達直接安裝/KK–50U馬達直接安裝
Motor Direct Installation / Motor Direct Installation

CM KK–50馬達直接安裝 Motor Direct Installation

單位 Unit: mm

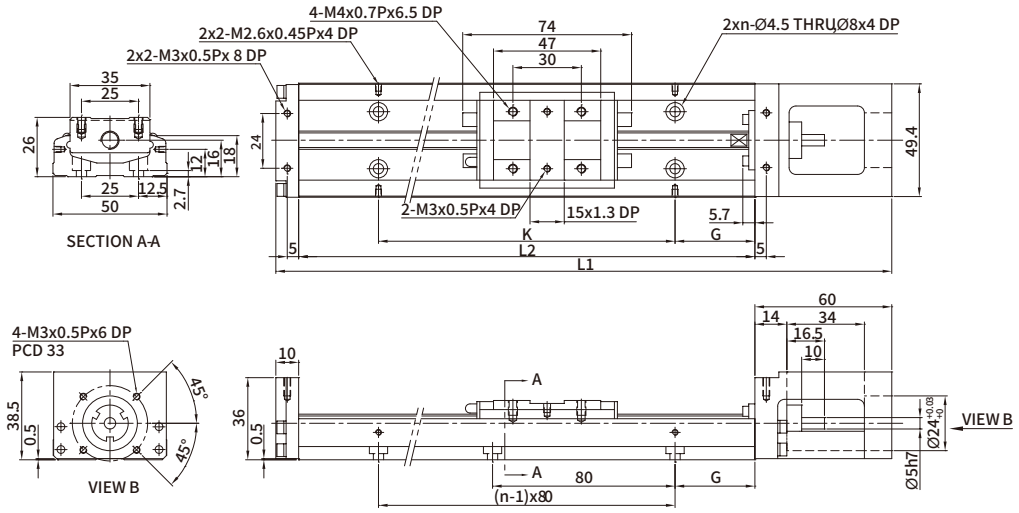

軌道長度 L2(mm)	全長L1 (mm)	最大行程（mm）		G（mm）	K(mm)	n	重量（Kg）	
		A1滑座	A2滑座				A1滑座	A2滑座
150	220	70	-	35	80	2	1	-
200	270	120	55	20	160	3	1.2	1.4
250	320	170	105	45	160	3	1.4	1.6
300	370	220	155	30	240	4	1.6	1.8

CM KK–50U馬達直接安裝 Motor Direct Installation

單位 Unit: mm

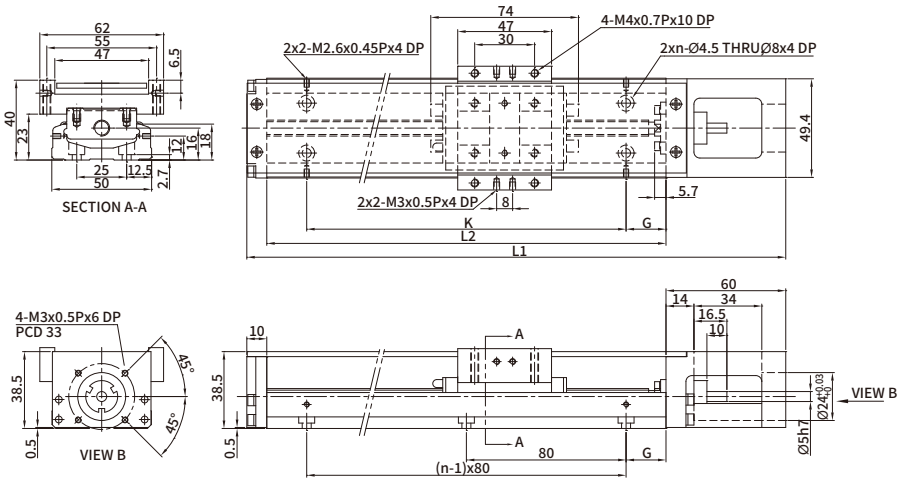

軌道長度 L2(mm)	全長L1 (mm)	最大行程（mm）		G（mm）	K(mm)	n	重量（Kg）	
		A1滑座	A2滑座				A1滑座	A2滑座
150	220	70	-	35	80	2	1.1	-
200	270	120	55	20	160	3	1.3	1.5
250	320	170	105	45	160	3	1.6	1.8
300	370	220	155	30	240	4	1.8	2.0

K

KK模組
KK module

AMCK-60



此圖僅供參考，出貨規格詳見尺寸圖面
The picture is just for the reference. Please check the the actual dimensions on the drawing.

型號表示方式 Ordering Method

AMCK - 60U - L10 - C - 200 - A1 - CM - M10 - O3 - 0000

本體型號 Model

特注式樣 Special Order No.

軌道 Track (mm)

60	150,200,300,400,500,600

模組寬度 Module width

60	60mm
U	標准型 Standard
无	基本型 Basic

導程 Lead

5	5mm
10	10mm

精度等級 Accuracy class

P	精密級 Advance level
C	一般級 General level

滑動座類別 Sliding Seat Type

A1	一個標准型 1x Standard Seat
An	n個標准型 1x Standard Seat

馬達安裝位置 Motor Position

CM	直接安裝 Direct Installation

馬達品牌、功率 Motor Brand、Power Output

M	三菱 Mitsubishi	10	100W
P	松下 Yaskawa	20	-
T	台達 Delta	40	-
J	杰美康 Jiemeikang	75	-
H	匯川 Inovance	1.0	-

感應器 Limit Sensor

外掛型 Out Side	
3	3只 3 PCS
4	4只 4 PCS
無SENSOR No Sensor	

產品基本規格 Specification

馬達輸出 Motor Power (W)	100
額定扭矩 Torque (Nm)	0.32
螺桿等級 Ball Screw Level	C7轉造 / C5研磨 Rolled Ball Screw / Ground Ball Screw
重複定位精度 Rep. Accuracy (mm)	±0.01 / ±0.005
螺桿規格 Ball Screw Spec.	05
額定推力 Nominal Thrust (N)	2550
最高速度 Max. Speed (mm/s)	250

最大負載值 Max. Load (kg)	水平 Horizontal	10
	側掛 Sidehang	6
	垂直 Vertical	3
光電開關 Optical Proximity Sensor		PM-Y45

光電開關接綫圖 Optiacal Proximity Sensor Wiring Diagram

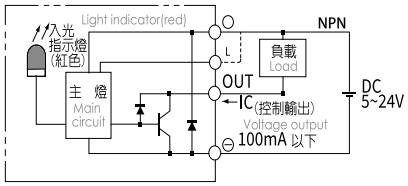

容許負載力距表 Allowable Overhang

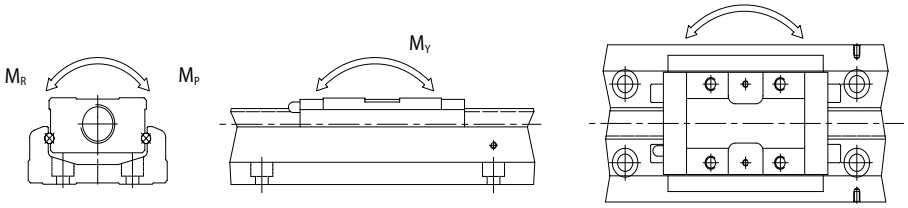

型號		綫性滑軌															
		基本動額定負荷（N）		基本靜額定負荷（N）		容許靜力矩											
						俯仰Mp（N-m）				偏擺MY（N-m）				滾動MR（N-m）			
		滑座A	滑座S	滑座A	滑座S	滑座A1	滑座A2	滑座S1	滑座S2	滑座A1	滑座A2	滑座S1	滑座S2	滑座A1	滑座A2	滑座S1	滑座S2
AMCK-6005	精密級	13230	7173	21462	11574	152	760	72	367	152	760	72	367	419	838	241	482
	一般級																
AMCK-6010	精密級	13230	7173	21462	11574	152	760	72	367	152	760	72	367	419	838	241	482
	一般級																

※力距表所表示的數據，代表重心。
The torque value in the chart indicate the center of gravity。
※倒吊使用無法套用標準規範，如有需求請洽詢我司業務。
Data information is not for ceiling-mount inverse use.Contact us for the details if you want to apply ceiling-mount inverse usage.

常用伺服電機尺寸參考數據 Common servo motor size reference data

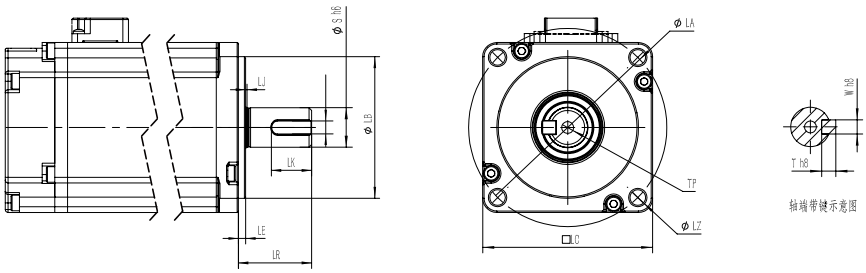

功率(W) Power Output	品牌 Motor Brand	識別代號 Identification code	S	LR	LA	W	LZ	LB	LE
100W	三菱 Mitsubishi	M	8	25	46	3（深1.0）	M4	30	2.5
100W	松下Yaskawa	P	8	25	45	3（深1.8）	M3	30	3
100W	台達Delta	T	8	25	46	3（深1.8）	M4	30	2.5
100W	杰美康Jiemeikang	J	8	25	46	3（深1.0）	M4	30	2.5
100W	匯川Inovance	H	8	25	46	3	M4	30	2.5

KK-60D馬達直接安裝/KK-60DU馬達直接安

Motor Direct Installation / Motor Direct Installation

CM KK-60D馬達直接安裝 Motor Direct Installation

單位 Unit: mm

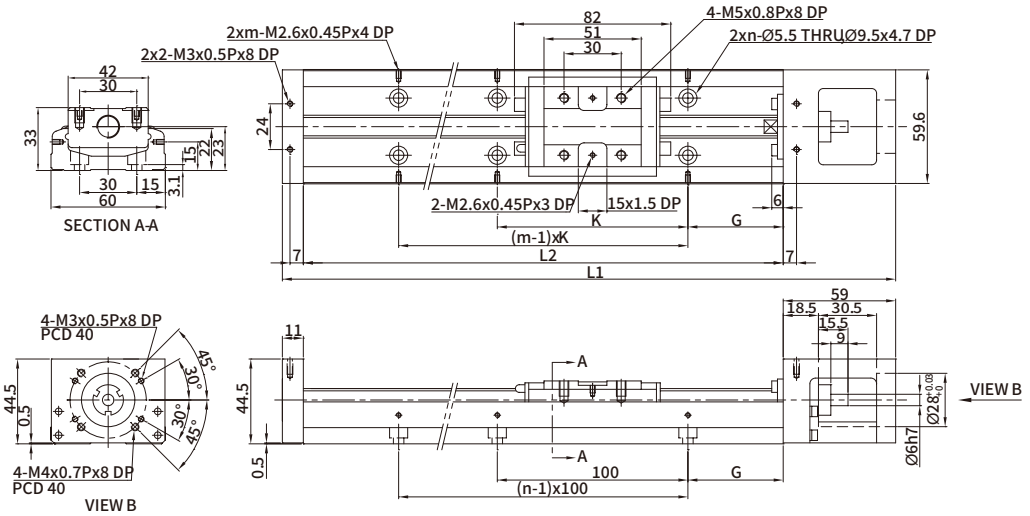

軌道長度 L2(mm)	全長L1 (mm)	最大行程（mm）		G（mm）	K(mm)	n	m	重量（Kg）	
		A1滑座	A2滑座					A1滑座	A2滑座
150	220	60	-	25	100	2	2	1.5	-
200	270	110	-	50	100	2	2	1.8	-
300	370	210	135	50	200	3	2	2.4	2.7
400	470	310	235	50	100	4	4	3	3.3
500	570	410	335	50	200	5	3	3.6	3.9
600	670	510	435	50	100	6	6	4.2	4.6

CM KK-60DU馬達直接安裝 Motor Direct Installation

單位 Unit: mm

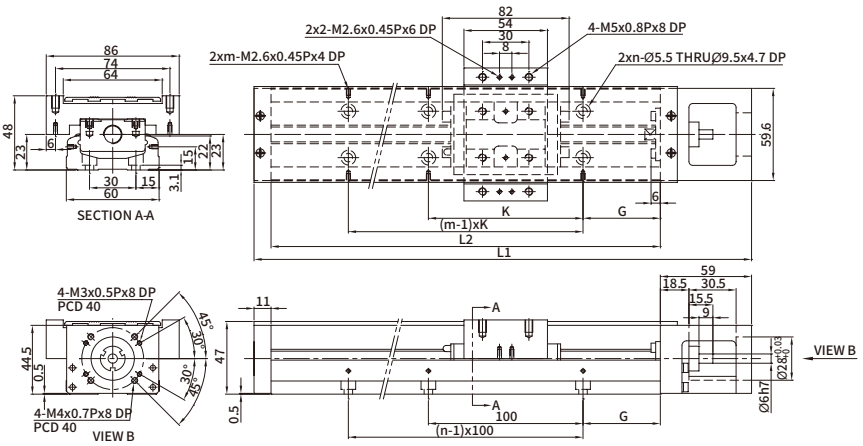

軌道長度 L2(mm)	全長L1 (mm)	最大行程（mm）		G（mm）	K(mm)	n	m	重量（Kg）	
		A1滑座	A2滑座					A1滑座	A2滑座
150	220	60	-	25	100	2	2	1.7	-
200	270	110	-	50	100	2	2	2.1	-
300	370	210	135	50	200	3	2	2.7	3.0
400	470	310	235	50	100	4	4	3.3	3.6
500	570	410	335	50	200	5	3	3.9	4.2
600	670	510	435	50	100	6	6	4.6	5.0

K

KK模組
KK module

AMCK-86

此圖僅供參考，出貨規格詳見尺寸圖面
The picture is just for the reference. Please check the the actual dimensions on the drawing.

型號表示方式 Ordering Method

AMCK - 86U - L10 - C - 200 - A1 - CM - M20 - O3 - 0000

本體型號 Model

特注式樣 Special Order No.

軌道 Track (mm)

86	340,440,540,640,740,940

模組寬度 Module width

86	86mm
U	標准型 Standard
无	基本型 Basic

導程 Lead

10	10mm
20	20mm

精度等級 Accuracy class

P	精密級 Advance level
C	一般級 General level

滑動座類別 Sliding Seat Type

A1	一個標准型 1x Standard Seat
An	n個標准型 1x Standard Seat

馬達安裝位置 Motor Position

CM	直接安裝 Direct Installation

馬達品牌、功率 Motor Brand、Power Output

M	三菱 Mitsubishi	10	-
P	松下 Yaskawa	20	200W
T	台達 Delta	40	-
J	杰美康 Jemelkang	75	-
H	匯川 Inovance	1.0	-

感應器 Limit Sensor

外掛型 Out Side	
3	3只 3 PCS
4	4只 4 PCS
無SENSOR No Sensor	

產品基本規格 Specification

馬達輸出 Motor Power (W)	200
額定扭矩 Torque (Nm)	0.64
螺桿等級 Ball Screw Level	C7轉造 / C5研磨 Rolled Ball Screw / Ground Ball Screw
重複定位精度 Rep. Accuracy (mm)	±0.01 / ±0.005
螺桿規格Ball Screw Spec.	05
額定推力 Nominal Thrust (N)	2550
最高速度 Max. Speed (mm/s)	250

最大負載值 Max. Load (kg)	水平 Horizontal	25
	側掛 Sidehang	15
	垂直 Vertical	10
光電開關 Optical Proximity Sensor		PM-Y45

光電開關接綫圖Optiacal Proximity Sensor Wiring Diagram

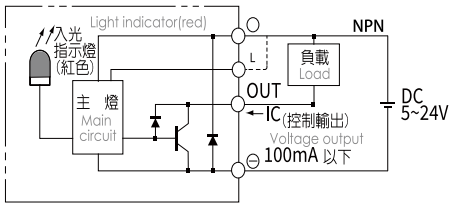

容許負載力距表 Allowable Overhang

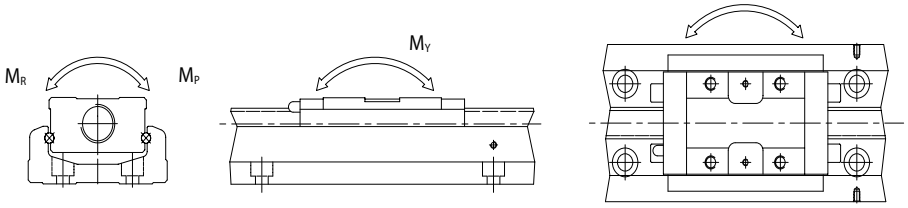

型號		綫性滑軌															
		基本動額定負荷（N）		基本靜額定負荷（N）		容許靜力矩											
						俯仰Mp（N-m）				偏擺MY（N-m）				滾動MR（N-m）			
		滑座A	滑座S	滑座A	滑座S	滑座A1	滑座A2	滑座S1	滑座S2	滑座A1	滑座A2	滑座S1	滑座S2	滑座A1	滑座A2	滑座S1	滑座S2
AMCK-8610	精密級	31458	21051	50764	29475	622	3050	228	1309	622	3050	228	1309	1507	3014	847	1694
	一般級																
AMCK-8620	精密級	31458	21051	50764	29475	622	3050	228	1309	622	3050	228	1309	1507	3014	847	1694
	一般級																

※力距表所表示的數據，代表重心。
The torque value in the chart indicate the center of gravity。
※倒吊使用無法套用標準規範，如有需求請洽詢我司業務。
Data information is not for ceiling-mount inverse use.Contact us for the details if you want to apply ceiling-mount inverse usage.

常用伺服電機尺寸參考數據 Common servo motor size reference data

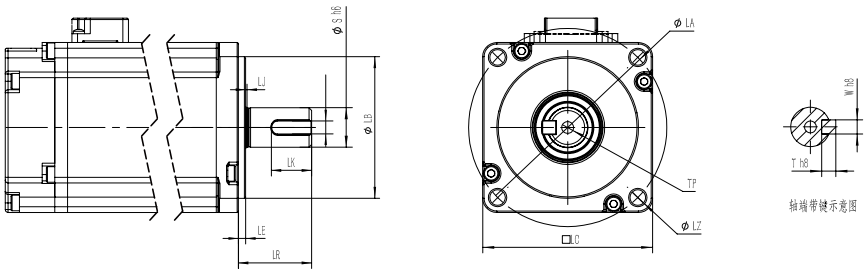

功率(W) Power Output	品牌 Motor Brand	識別代號 Identification code	S	LR	LA	W	LZ	LB	LE
200W	三菱 Mitsubishi	M	14	30	70	5	M5	50	3
200W	松下Yaskawa	P	11	30	70	4（深2.5）	M4	50	3
200W	台達Delta	T	11	30	70	4（深3.0）	M5	50	3
200W	杰美康Jiemeikang	J	14	30	70	5	M5	50	3
200W	匯川Inovance	H	11	30	70	5	M5	50	3

KK-86D馬達直接安裝/K-86D馬達直接安

Motor Direct Installation / Motor Direct Installation

CM KK-86D馬達直接安裝 Motor Direct Installation

單位 Unit: mm

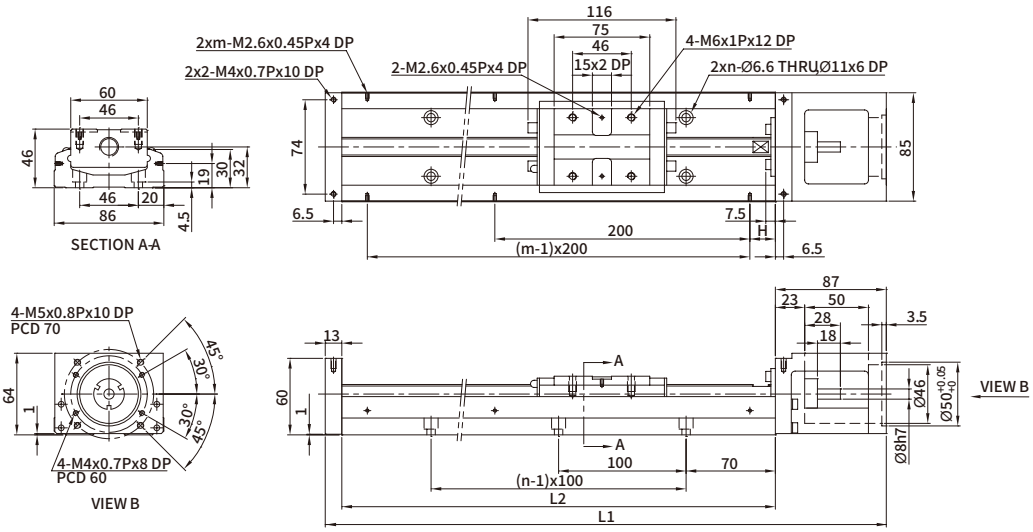

軌道長度 L2(mm)	全長L1 (mm)	最大行程（mm）		G（mm）	n	m	重量（Kg）	
		A1滑座	A2滑座				A1滑座	A2滑座
340	440	216.5	108.5	70	3	2	5.7	6.5
440	540	316.5	208.5	20	4	3	6.9	7.7
540	640	416.5	308.5	70	5	3	8	8.8
640	740	516.5	408.5	20	6	4	9.2	10
740	840	616.5	508.5	70	7	4	10.4	11.2
940	1040	816.5	708.5	70	9	5	11.6	12.4

CM KK-86DU馬達直接安裝 Motor Direct Installation

單位 Unit: mm

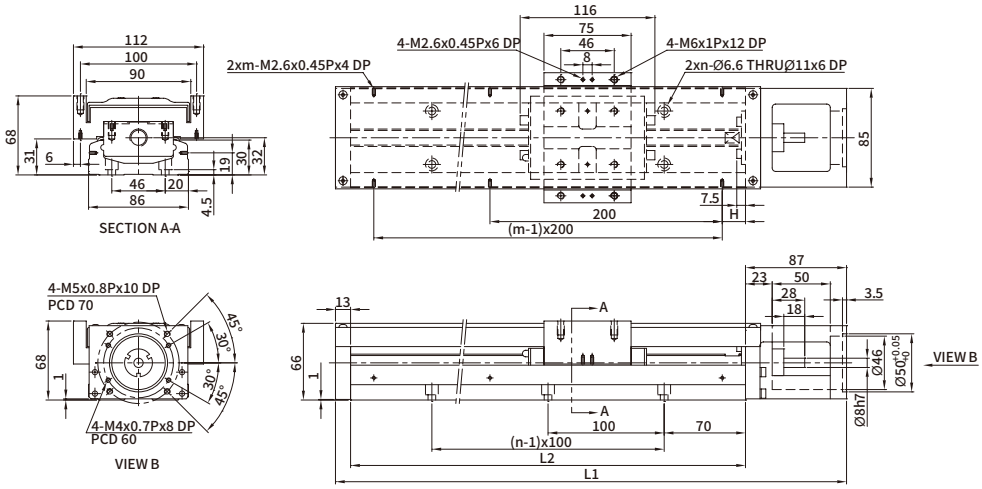

軌道長度 L2(mm)	全長L1 (mm)	最大行程（mm）		G（mm）	n	m	重量（Kg）	
		A1滑座	A2滑座				A1滑座	A2滑座
340	440	216.5	108.5	70	3	2	6.5	7.3
440	540	316.5	208.5	20	4	3	7.8	8.6
540	640	416.5	308.5	70	5	3	9.0	9.8
640	740	516.5	408.5	20	6	4	10.3	11.3
740	840	616.5	508.5	70	7	4	11.6	12.4
940	1040	816.5	708.5	70	9	5	13.0	13.8

MEMO

滑台系列

AMCSE Series

歐規導軌外置螺杆电缸滑台模組

EU. SPINDLE AXES EXTERNAL GUIDE SCREW ELECTRIC CYLINDER SLIDING PLATFORM MODULE

CONTENTS

EU 歐規導軌外置螺杆電缸滑台模組

EU. SPINDLE AXES EXTERNAL GUIDE SCREW ELECTRIC CYLINDER SLIDING PLATFORM MODULE

AMCS-40E



此圖僅供參考，出貨規格詳見尺寸圖面
The picture is just for the reference. Please check the the actual dimensions on the drawing.

型號表示方式 Ordering Method

AMCS - 40E - L10 - 500 - SF - CM - M40 - O3 - 0000

- AMCS：螺杆導軌 Spindle Axes
- 0000：特注式樣 Special Order No.

行程 Stroke

100-1000mm
100間隔 100 mm Pitch

※行程50限定只能安裝2組光電。
Limitations while stroke is 50 only install 2 sets of optoelectronics.

模組寬度 Module width

40	40mm
E	外置 External Guide

導程 Lead

10	10mm
20	20mm

導軌位置 Guide Position

SF	前置 Front
SB	後置 Back

馬達安裝位置 Motor Position

CM	直接安裝 Direct Installation
P	間接安裝 Parallel Installation

馬達廠牌、功率 Motor Brand、Power Output

M	三菱 Mitsubishi	20	-
P	松下 Yaskawa	40	400W
T	台達 Delta	75	750W
J	美杰康 Jiemeikang	1.0	-
H	汇川 Inovance	2.0	-

感應器 Limit Sensor

外掛型 Out Side	
3	3只 3 PCS
4	4只 4 PCS
無SENSOR No Sensor	

產品基本規格 Specification

馬達輸出 Motor Power (W)		400/ 750	
額定扭矩 Torque (Nm)		1.27 / 2.39	
螺桿等級 Ball Screw Level		C7轉造 Rolled Ball Screw	
重複定位精度 Rep. Accuracy (mm)		±0.02	
螺桿規格 Ball Screw Spec.	Φ16	10	20
額定推力 Nominal Thrust (N)	400W	690	340
	750W	1280	690
最高速度 Max. Speed (mm/s)		500	1000
行程範圍 Stroke Range (mm)		100...1000 / 100 間隔 Pitch	
最大負載值 Max. Load (kg)	側掛 Sidehang	30	
	垂直 Vertical	12	

導軌規格 Guide Spec.	W15 × H12.5
磁簧開關 Proximity Sensor	CS1-M-1M 觸點式1米 1m Contact Type
	CS1-MN-1M 無觸點NPN型1米* 1m Contactless NPN Transistor
	CS1-MP-1M 無觸點PNP型1米* 1m Contactless PNP Transistor

磁簧開關接綫圖 Proximyty Sensor Wiring Diagram

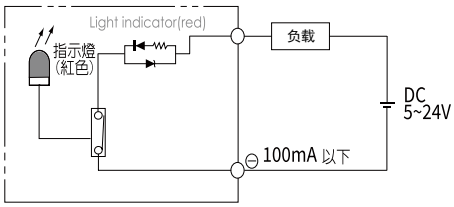

容許負載力距表 Allowable Overhang

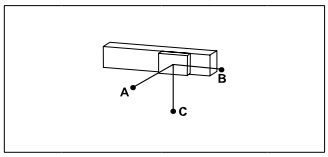

(單位 Unit : mm)

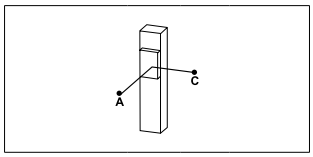

(單位 Unit : mm)

側掛安裝 Sidehang Installation		A	B	C
導程 10 Lead	5kg	800	820	1040
	15kg	280	340	860
	30kg	120	160	690
導程 20 Lead	5kg	360	390	720
	15kg	120	130	300
	-	-	-	-

垂直安裝 Vertical Installation		A	B	C
導程 10 Lead	5kg	520	-	470
	12kg	260	-	220
	-	-	-	-
導程 20 Lead	5kg	420	-	340
	12kg	175	-	130
	-	-	-	-

靜態容許負載慣量 Static Loading Moment

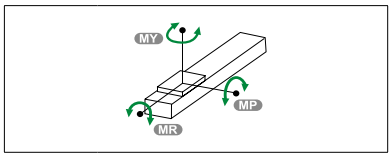

(單位 Unit : N.m)

MY	320
MP	320
MR	160

※力距表所表示的數據，代表重心。
The torque value in the chart indicate the center of gravity.
※倒吊使用無法套用標準規範，如有需求請洽詢我司業務。
Data information is not for ceiling-mount inverse use.Contact us for the details if you want to apply ceiling-mount inverse usage.

常用伺服電機尺寸參考數據 Common servo motor size reference data

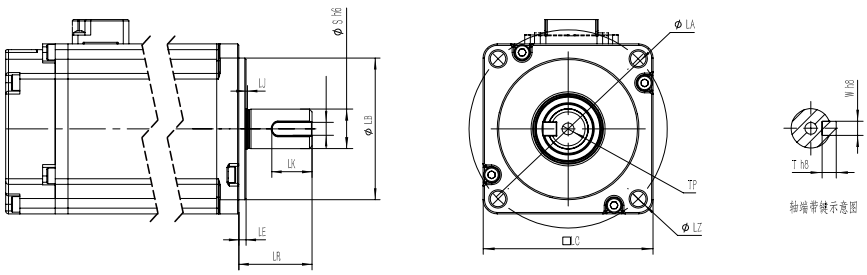

功率(W) Power Output	品牌 Motor Brand	識別代號 Identification code	S	LR	LA	W	LZ	LB	LE
400W	三菱 Mitsubishi	M	14	30	70	5	M5	50	3
400W	松下 Yaskawa	P	14	30	70	5（深3.0）	M4	50	3
400W	台達 Delta	T	14	30	70	5（深3.0）	M5	50	3
400W	杰美康 Jiemeikang	J	14	30	70	5	M5	50	3
400W	匯川 Inovance	H	14	30	70	5	M5	50	3
750W	三菱 Mitsubishi	M	19	40	90	6	M6	70	3
750W	松下 Yaskawa	P	19	35	90	6（深3.5）	M5	70	3
750W	台達 Delta	T	19	35	90	6（深3.5）	M6	70	3
750W	杰美康 Jiemeikang	J	19	40	90	6	M6	70	3
750W	匯川 Inovance	H	19	35	90	3	M6	70	3

導軌前置基本型/導軌後置基本型
Front standard / Back standard

SF 導軌前置基本型 Front standard

單位 Unit: mm

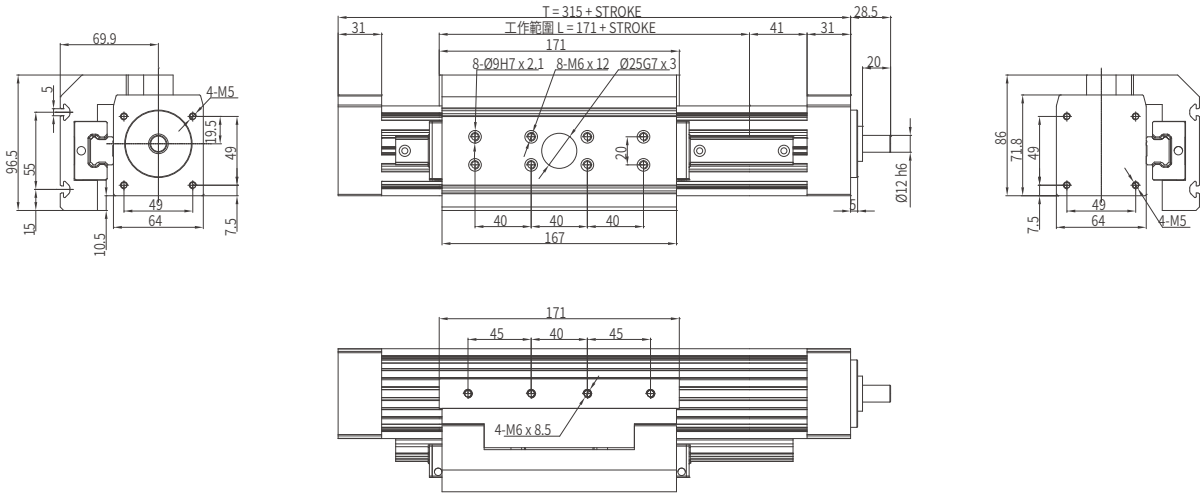

SB 導軌後置基本型 Back standard

單位 Unit: mm

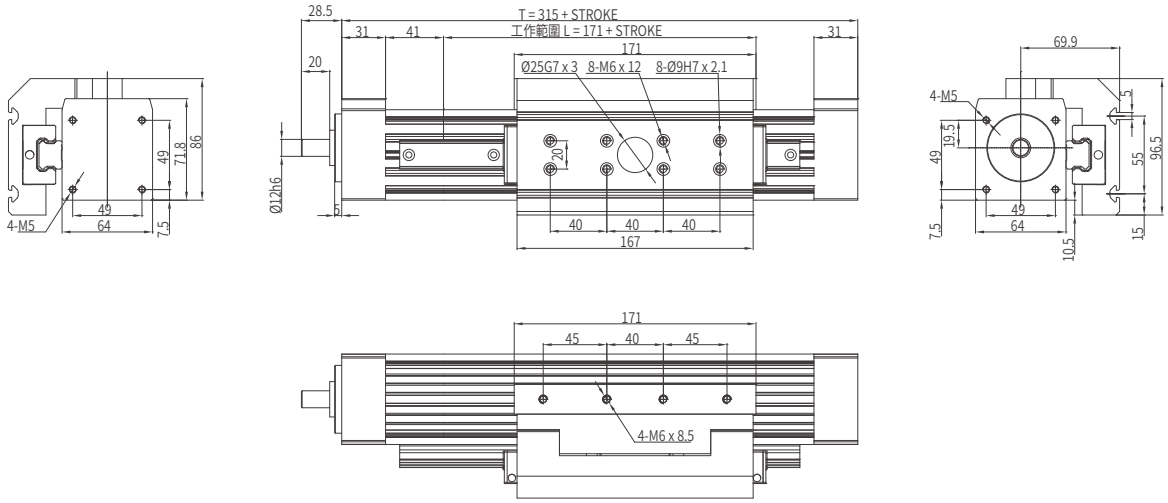

馬達直接安裝/馬達間接安裝
Direct Installation / Parallel Installation

CM 馬達直接安裝 Direct Installation

單位 Unit: mm

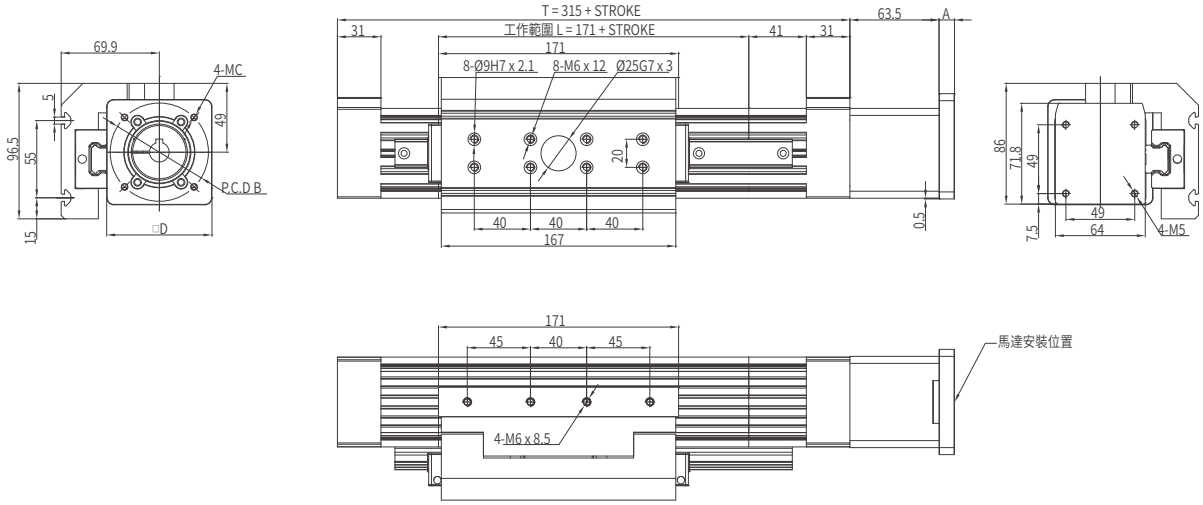

	A	B	C	D
400 W	11	70	M4 / M5	75
750 W	21	90	M5 / M6	80

P 馬達間接安裝 Parallel installation

單位 Unit: mm

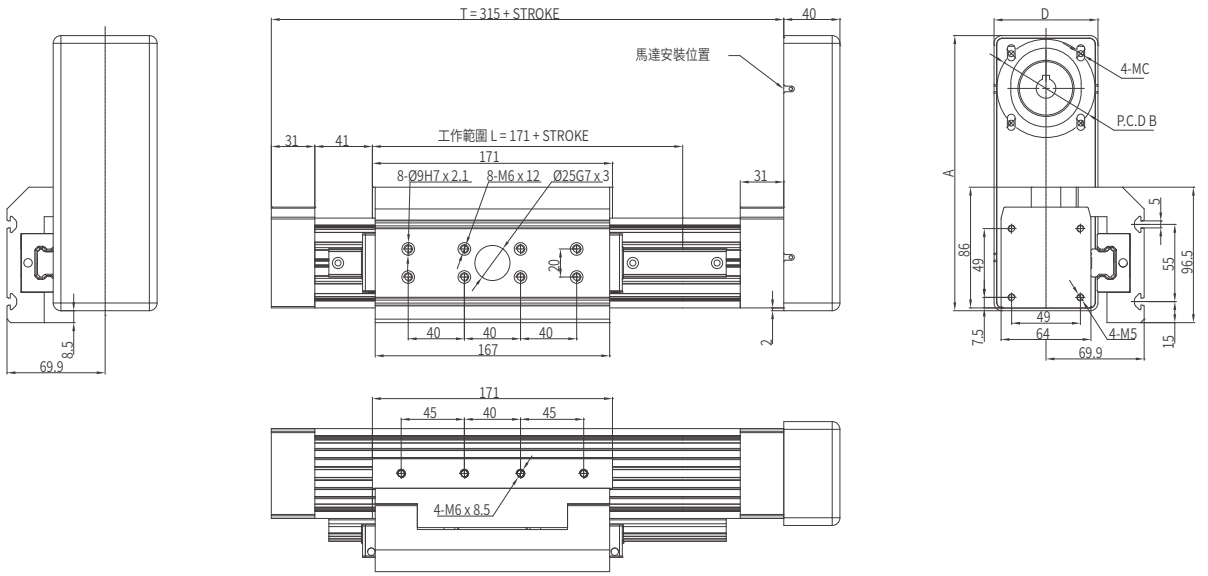

	A	B	C	D
400 W	196	70	M4 / M5	74
750 W	204	90	M5 / M6	84

本圖面僅供參考用途，實際尺寸皆以實際提供之2D/3D圖紙為準 This drawing is for reference only. The actual dimensions are based on the actual 2D / 3D drawings provided.

MEMO

滑台系列

AMCSI Series

歐規導軌內置螺桿电缸滑台模組

EU. SPINDLE AXES INTERNAL GUIDE SCREW ELECTRIC CYLINDER SLIDING PLATFORM MODULE

CONTENTS

一般環境 / 螺杆式樣 Standard /Ball Screw

EU

歐規導軌內置螺杆電缸滑台模組

EU. SPINDLE AXES INTERNAL GUDIE SCREW ELECTRIC CYLINDER SLIDING PLATFORM MODULE

AMCS-80i



此圖僅供參考，出貨規格詳見尺寸圖面

The picture is just for the reference. Please check the the actual dimensions on the drawing.

型號表示方式 Ordering Method

AMCS - 80i - L10 - 500 - CM - M75 - OS - 0000

螺杆導軌 Spindle Axes

特注式樣 Special Order No.

行程 Stroke

100-1500mm
100間隔 100 mm Pitch

※行程50限定只能安裝2組光電。
Limitations while stroke is 50 only install 2 sets of optoelectronics.

模組寬度 Module width

80	80mm
I	內置 Internal Guide

導程 Lead

5	5mm
10	10mm
20	20mm
40	40mm

馬達安裝位置 Motor Position

CM	直接安裝 Direct Installation
FP	前側間接 Frontside Parallel
BP	後側間接 Backside Parallel
DP	下側間接 Underneath Parallel

馬達廠牌、功率 Motor Brand、Power Output

M	三菱 Mitsubishi	20	-
P	松下 Yaskawa	40	-
T	台達 Delta	75	750W
J	美杰康 Jiemeikang	1.0	-
H	汇川 Inovance	2.0	-

注油系列 Oiling systemy

配有注油
無 SENSOR No Sensor

產品基本規格 Specification

馬達輸出 Motor Power (W)		750			
額定扭矩 Torque (Nm)		2.39			
螺桿等級 Ball Screw Level		C7軋制 / C5研磨 Rolled Ball Screw / Ground Ball Screw			
重複定位精度 Rep. Accuracy (mm)		±0.01 / ±0.005			
螺桿規格 Ball Screw Spec.	Φ20	05	10	20	40
額定推力 Nominal Thrust (N)	750 W	2550	1280	640	300
最高速度 Max. Speed (mm/s)		250	500	1000	2000
行程範圍 Stroke Range (mm)		100...1500 / 100 間隔 Pitch			
0mm行程基本重量 Basic Weight for 0mm Stroke (kg)		8.5			

最大負載值 Max. Load (kg)	水平 Horizontal	50
	側掛 Sidehang	25
	垂直 Vertical	12
導軌規格 Guide Spec.		W20× H15
光電開關 Optical Proximity Sensor		PM-T45

光電開關接綫圖 Optiacal Proximity Sensor Wiring Diagram

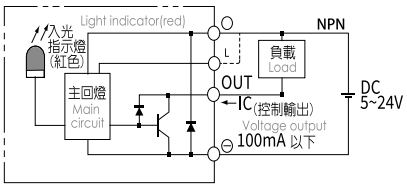

容許負載力距表 Allowable Overhang

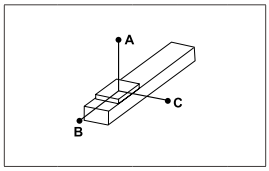

(單位 Unit : mm)

水平安裝 Horizontal Installation		A	B	C
導程 5 Lead	15kg	1292	136	160
	30kg	992	92	120
	50kg	740	72	84
導程 10 Lead	10kg	764	132	148
	15kg	576	96	108
	30kg	440	72	80
導程 20/40 Lead	5kg	664	215	212
	10kg	412	132	128
	20kg	292	92	92

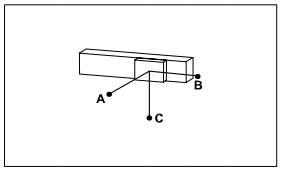

(單位 Unit : mm)

側掛安裝 Sidehang Installation		A	B	C
導程 5 Lead	5kg	148	128	1192
	15kg	112	96	932
	25kg	84	72	740
導程 10 Lead	5kg	160	144	836
	15kg	116	104	620
	20kg	80	72	440
導程 20/40 Lead	5kg	252	256	784
	10kg	144	144	456
	15kg	92	92	292

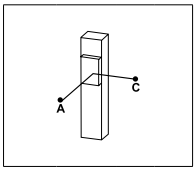

(單位 Unit : mm)

垂直安裝 Vertical Installation		A	C
導程 5 Lead	5kg	544	544
	10kg	364	364
	12kg	272	272
導程 10 Lead	5kg	644	644
	10kg	388	388
	12kg	320	320
導程 20/40 Lead	5kg	768	768
	8kg	548	548
	-	-	-

靜態容許負載慣量 Static Loading Moment

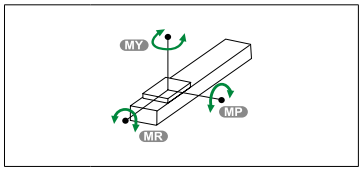

(單位 Unit : mm)

MY	80
MP	240
MR	240

※力距表所表示的數據，代表重心。
The torque value in the chart indicate the center of gravity.
※倒吊使用無法套用標準規範，如有需求請洽詢我司業務。
Data information is not for ceiling-mount inverse use.Contact us for the details if you want to apply ceiling-mount inverse usage.

常用伺服電機尺寸參考數據 Common servo motor size reference data

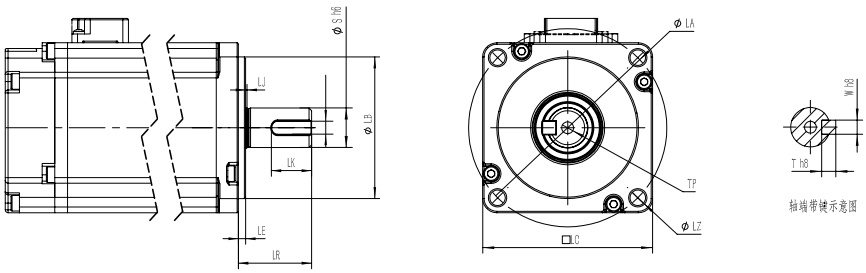

功率(W) Power Output	品牌 Motor Brand	識別代號 Identification code	S	LR	LA	W	LZ	LB	LE
750W	三菱 Mitsubishi	M	19	40	90	6	M6	70	3
750W	松下 Yaskawa	P	19	35	90	6（深3.5）	M5	70	3
750W	台達 Delta	T	19	35	90	6（深3.5）	M6	70	3
750W	杰美康 Jiemeikang	J	19	40	90	5	M6	70	3
750W	匯川 Inovance	H	19	35	90	3	M6	70	3

馬達直接安裝/馬達前側間接安裝
Motor Direct Installation / Motor Frontside Parallel Installation

CM 馬達直接安裝 Motor Direct Installation

單位 Unit: mm

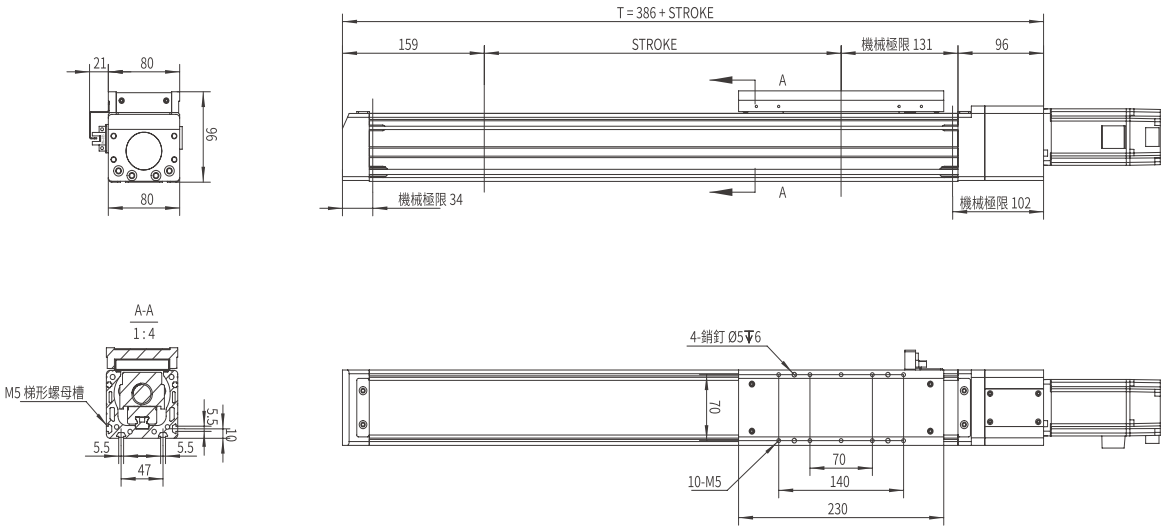

FP 馬達前側間接按裝 Motor Frontside Parallel Installation

單位 Unit: mm

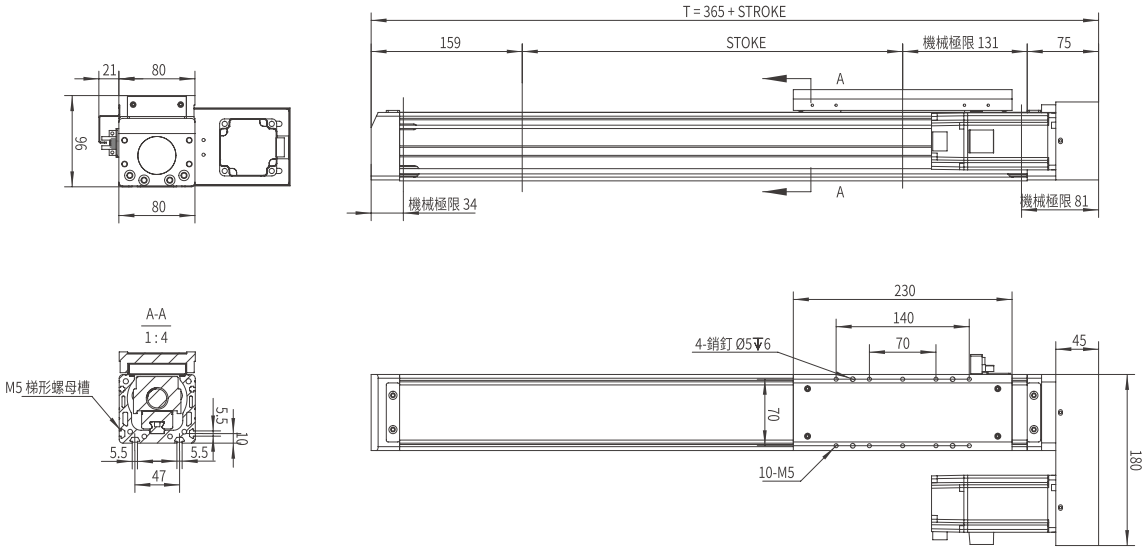

馬達後側間接安裝/馬達下側間接安裝
Motor Backside Parallel Installation / Motor Underneath Parallel Installation

BP 馬達後側間接安裝 Motor Backside Parallel Installation

單位 Unit: mm

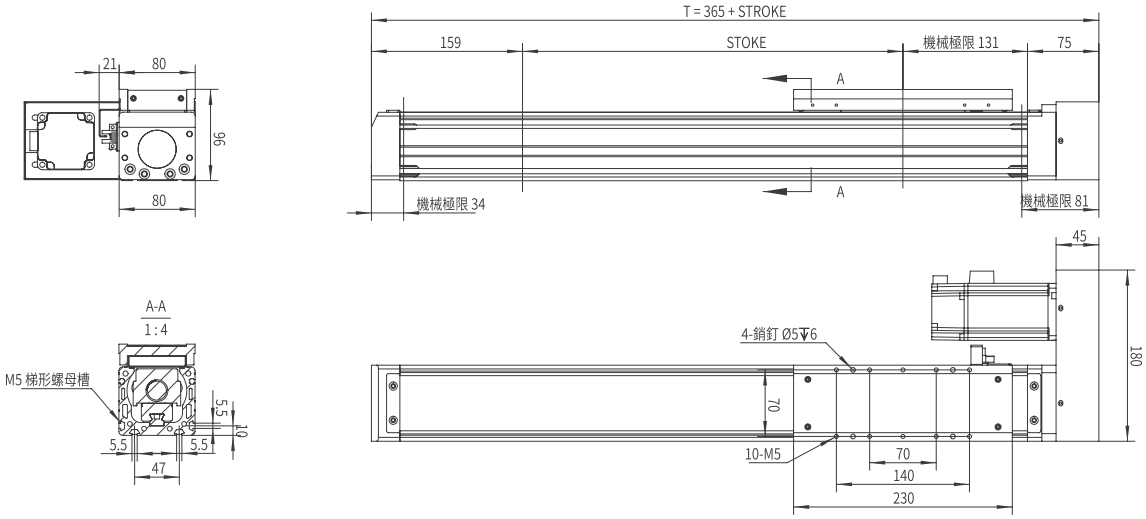

DP 馬達下側間接安裝 Motor Underneath Parallel Installation

單位 Unit: mm

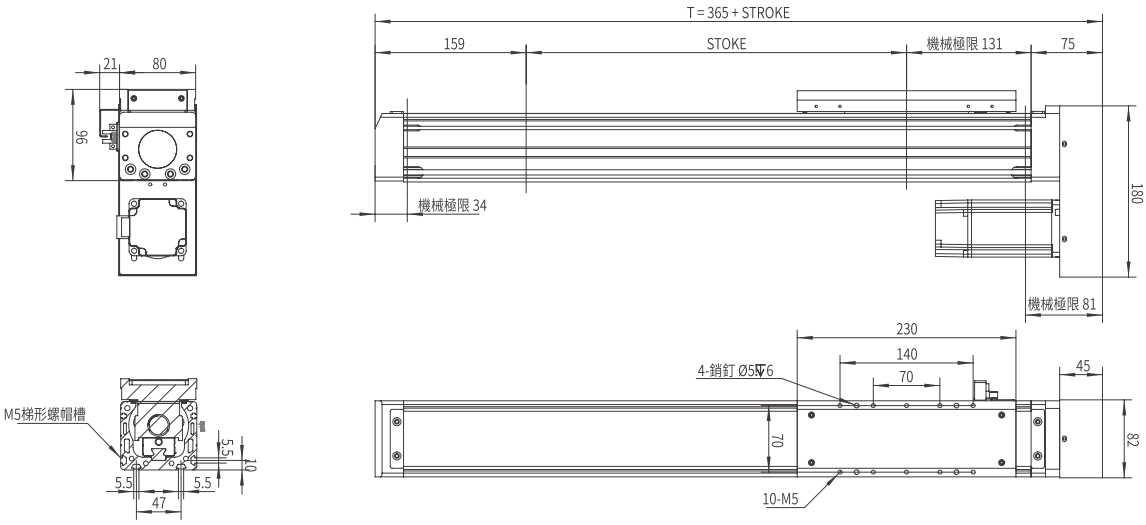

EU

歐規導軌內置螺杆電缸滑台模組

EU. SPINDLE AXES INTERNAL GUDIE SCREW ELECTRIC CYLINDER SLIDING PLATFORM MODULE

AMCS-112i



此圖僅供參考，出貨規格詳見尺寸圖面
The picture is just for the reference. Please check the the actual dimensions on the drawing.

型號表示方式 Ordering Method

AMCS - 112i - L10 - 500 - CM - M75 - OS - 0000

螺杆導軌 Spindle Axes

特注式樣 Special Order No.

行程 Stroke

100-2000mm
100間隔 100 mm Pitch

※行程50限定只能安裝2組光電。
Limitations while stroke is 50 only install 2 sets of optoelectronics.

模組寬度 Module width

112	112mm
I	內置 Internal Guide

導程 Lead

5	5mm
10	10mm
25	25mm

馬達安裝位置 Motor Position

CM	直接安裝 Direct Installation
FP	前側間接 Frontside Parallel
BP	後側間接 Backside Parallel
DP	下側間接 Underneath Parallel

馬達廠牌、功率 Motor Brand、Power Output

M	三菱 Mitsubishi	20	-
P	松下 Yaskawa	40	-
T	台達 Delta	75	750W
J	美杰康 Jiemeikang	1.0	-
H	汇川 Inovance	2.0	-

注油系列 Oiling systemy

配有注油
無 SENSOR No Sensor

產品基本規格 Specification

馬達輸出 Motor Power (W)		750		
額定扭矩 Torque (Nm)		2.39		
螺桿等級 Ball Screw Level		C7軋制 / C5研磨 Rolled Ball Screw / Ground Ball Screw		
重複定位精度 Rep. Accuracy (mm)		±0.01 / ±0.005		
螺桿規格 Ball Screw Spec.	Φ25	05	10	25
額定推力 Nominal Thrust (N)	750W	2550	1280	510
最高速度 Max. Speed (mm/s)		250	500	1250
行程範圍 Stroke Range (mm)		100...2000 / 100 間隔 Pitch		
0mm行程基本重量 Basic Weight for 0mm Stroke (kg)		23		

最大負載值 Max. Load (kg)	水平 Horizontal	100
	側掛 Sidehang	60
	垂直 Vertical	30
導軌規格 Guide Spec.		W25× H15
光電開關 Optical Proximity Sensor		PM-L45

光電開關接綫圖 Optiacal Proximity Sensor Wiring Diagram

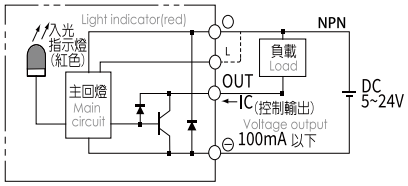

容許負載力距表 Allowable Overhang

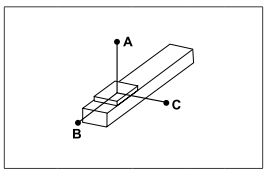

(單位 Unit : mm)

水平安裝 Horizontal Installation		A	B	C
導程 5 Lead	40kg	2000	252	220
	60kg	1552	196	172
	100kg	1340	156	136
導程 10 Lead	30kg	1288	224	188
	50kg	1020	172	144
	80kg	844	136	116
導程 25 Lead	25kg	608	244	180
	40kg	452	180	132
	60kg	356	140	104

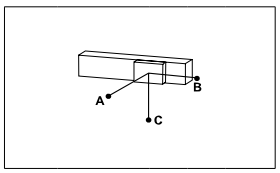

(單位 Unit : mm)

側掛安裝 Sidehang Installation		A	B	C
導程 5 Lead	30kg	200	224	1800
	40kg	164	184	1484
	60kg	136	156	1340
導程 10 Lead	25kg	168	200	80
	35kg	140	164	976
	50kg	116	136	844
導程 25 Lead	20kg	168	224	560
	25kg	124	168	424
	35kg	104	140	356

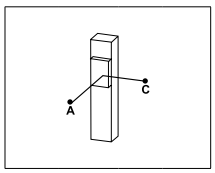

(單位 Unit : mm)

垂直安裝 Vertical Installation		A	C
導程 5 Lead	15kg	940	940
	20kg	704	704
	30kg	512	512
導程 10 Lead	15kg	100	1000
	20kg	716	716
	30kg	556	556
導程 25 Lead	15kg	1084	1084
	20kg	812	812
	-	-	-

靜態容許負載慣量 Static Loading Moment

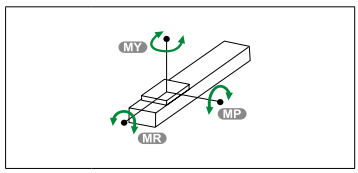

(單位 Unit : Nm)

MY	450
MP	450
MR	145

※力距表所表示的數據，代表重心。
The torque value in the chart indicate the center of gravity.
※倒吊使用無法套用標準規範，如有需求請洽詢我司業務。
Data information is not for ceiling-mount inverse use.Contact us for the details if you want to apply ceiling-mount inverse usage.

常用伺服電機尺寸參考數據 Common servo motor size reference data

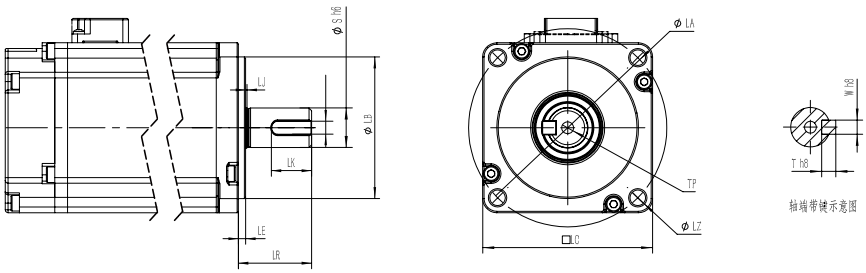

功率(W) Power Output	品牌 Motor Brand	識別代號 Identification code	S	LR	LA	W	LZ	LB	LE
750W	三菱 Mitsubishi	M	19	40	90	6	M6	70	3
750W	松下Yaskawa	P	19	35	90	6（深3.5）	M5	70	3
750W	台達Delta	T	19	35	90	6（深3.5）	M6	70	3
750W	杰美康Jiemeikang	J	19	40	90	5	M6	70	3
750W	匯川Inovance	H	19	35	90	3	M6	70	3

馬達直接安裝/馬達前側間接安裝
Motor Direct Installation / Motor Frontside Parallel Installation

CM 馬達直接安裝 Motor Direct Installation

單位 Unit: mm

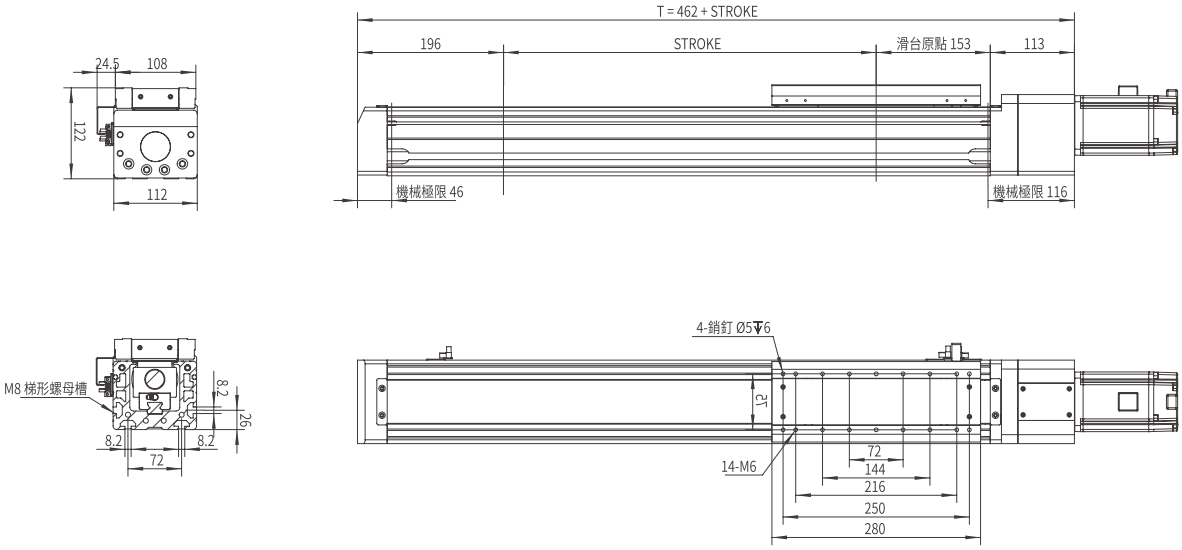

FP 馬達前側間接按裝 Motor Frontside Parallel Installation

單位 Unit: mm

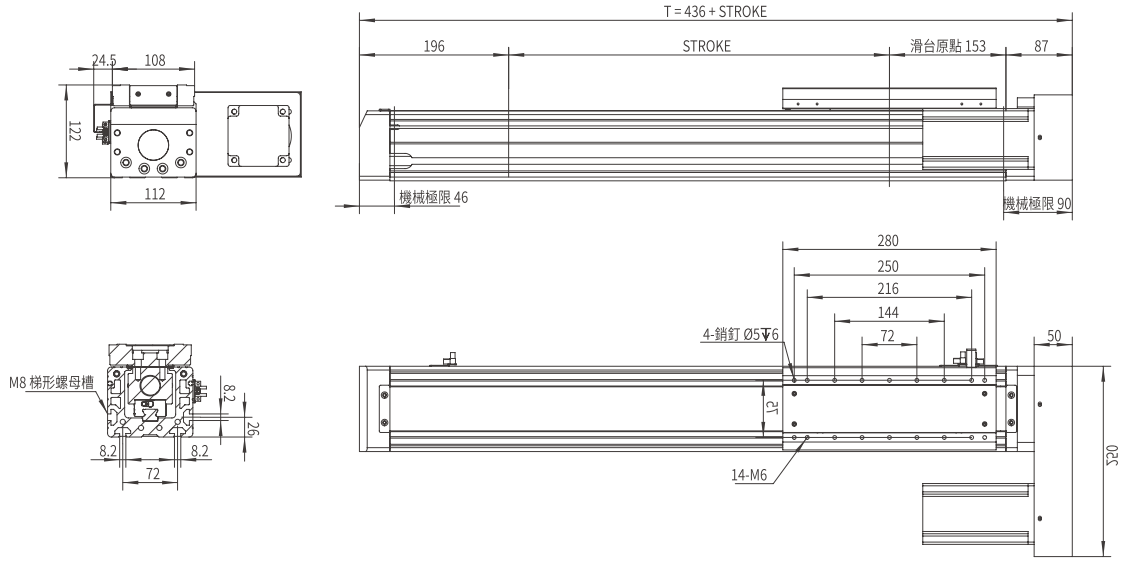

馬達後側間接安裝/馬達下側間接安裝
Motor Backside Parallel Installation / Motor Underneath Parallel Installation

BP 馬達後側間接安裝 Motor Backside Parallel Installation

單位 Unit: mm

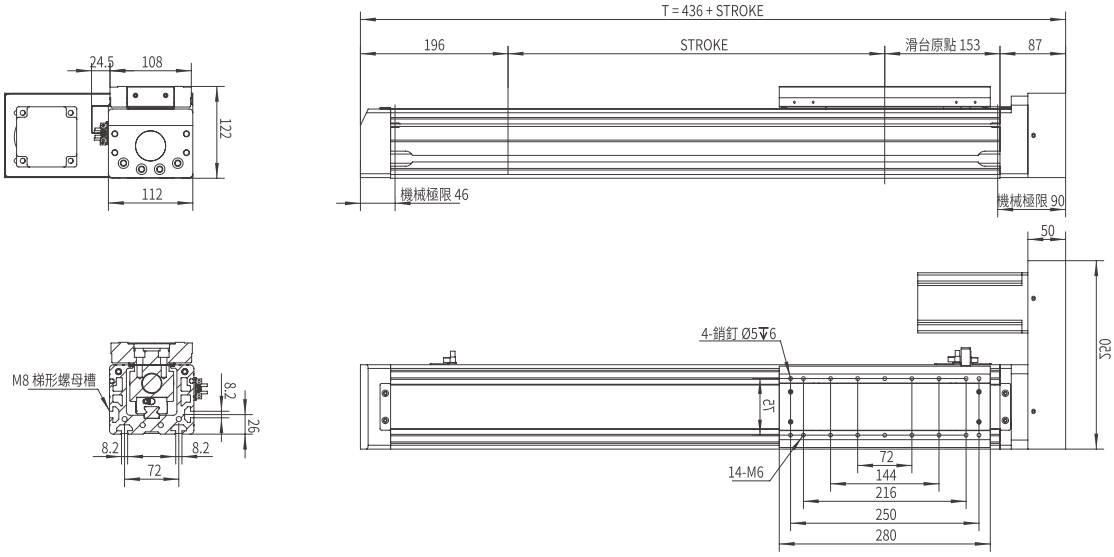

DP 馬達下側間接安裝 Motor Underneath Parallel Installation

單位 Unit: mm

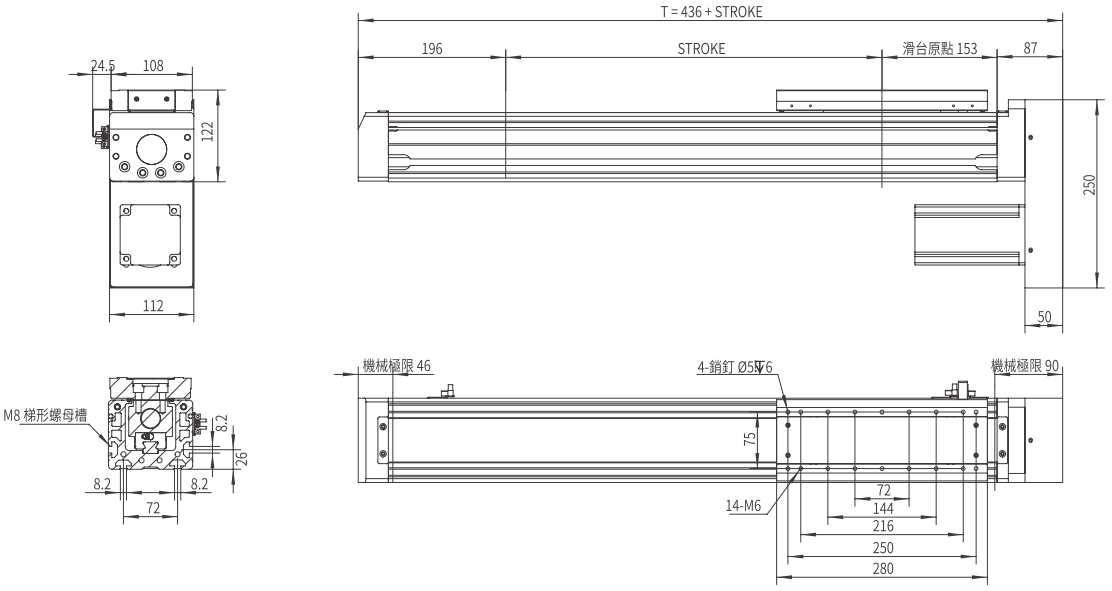

本圖面僅供參考用途，實際尺寸皆以實際提供之2D/3D圖紙為準 This drawing is for reference only. The actual dimensions are based on the actual 2D / 3D drawings provided.

MEMO

皮带系列

AMCTE Series

歐規導軌外置同步带模組

EU. SPINDLE AXES EXTERNAL GUIDE SEALED TOOTHED BELT AXES MODULE

CONTENTS

一般環境 / 時規皮帶 Standard/Timing Belt

EU

歐規導軌外置同步帶模組

EU. SPINDLE AXES EXTERNAL GUIDE SEALED TOOTHED BELT AXES MODULE

AMCT-40E



此圖僅供參考，出貨規格詳見尺寸圖面
The picture is just for the reference. Please check the the actual dimensions on the drawing.

型號表示方式 Ordering Method

AMCT - 40E - L100 - 500 - LN - RB - CM - M75 - O3 - 0000

- AMCT：皮帶式 Toothed Belt Axes
- 40E：模組寬度 Module width
- L100：導程 Lead
- 500：行程 Stroke
- LN：左側出軸方向 Left Solid Shaft Direction
- RB：右側出軸方向 Right Solid Shaft DirectionW
- CM：馬達安裝位置 Motor Position
- M75：馬達廠牌、功率 Motor Brand、Power Output
- O3：感應器 Limit Sensor
- 0000：特注式樣 Special Order No.

行程 Stroke

100-4000mm

50間隔 50 mm Pitch

※行程50限定只能安裝2組光電。
Limitations while stroke is 50 only install 2 sets of optoelectronics.

模組寬度 Module width

40	40mm
E	外置 External Guide

導程 Lead

100	100mm

左側出軸方向 Left Solid Shaft Direction

LN	無出軸 No Shaft
LF	向前 Forward
LB	向後 Backward
LD	雙向 Two-way

右側出軸方向 Right Solid Shaft DirectionW

RN	無出軸 No Shaft
RF	向前 Forward
RB	向後 Backward
RD	雙向 Two-way

馬達安裝位置 Motor Position

CM	直接安裝 Direct Installation
FP	前側間接 Frontside Parallel
BP	後側間接 Backside Parallel
DP	下側間接 Underneath Parallel

馬達廠牌、功率 Motor Brand、Power Output

M	三菱 Mitsubishi	20	-
P	松下 Yaskawa	40	400W
T	台達 Delta	75	750W
J	美杰康 Jiemeikang	1.0	-
H	汇川 Inovance	2.0	-

感應器 Limit Sensor

外掛型 Out Side	
3	3只 3 PCS
4	4只 4 PCS
無SENSOR No Sensor	

產品基本規格 Specification

馬達輸出 Motor Power (W)		400/750
額定扭矩 Torque (Nm)		1.27 / 2.39
同步帶規格 Toothed Belt Spec.		STD-5M 25 X 5
重複定位精度 Rep. Accuracy (mm)		±0.1
同步帶導程 Toothed Belt Pitch (mm)		100
最高速度 Max. Speed (mm/s)		5000
行程範圍 Stroke Range (mm)		100...4000 / 100 間隔 Pitch
最大負載值 Max. Load (kg)	側掛 Sidehang	30

導軌規格 Guide Spec.	W20× H15
磁簧開關 Proximity Sensor	CS1-M-1M 觸點式1米 1m Contact Type
	CS1-MN-1M 無觸點NPN型1米* 1m Contactless NPN Transistor
	CS1-MP-1M 無觸點PNP型1米* 1m Contactless PNP Transistor

磁簧開關接綫圖 Proximyty Sensor Wiring Diagram

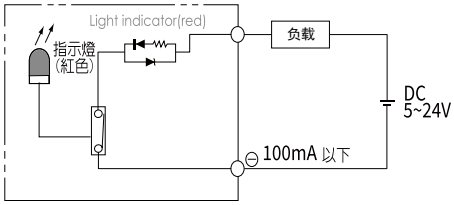

容許負載力距表 Allowable Overhang

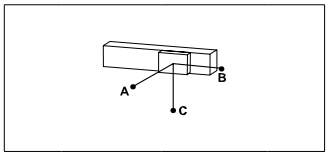

(單位 Unit : mm)

側掛安裝 Sidehang Installation		A	B	C
導程 100 Lead	5kg	800	820	1040
	15kg	280	340	860
	30kg	120	160	690

※力距表所表示的數據，代表重心。
The torque value in the chart indicate the center of gravity。
※倒吊使用無法套用標準規範，如有需求請洽詢我司業務。
Data information is not for ceiling-mount inverse use.Contact us for the details if you want to apply ceiling-mount inverse usage.

靜態容許負載慣量 Static Loading Moment

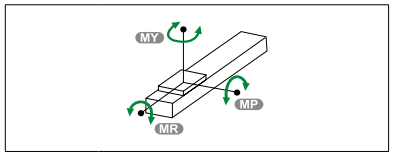

(單位 Unit : N.m)

MY	320
MP	320
MR	160

常用伺服電機尺寸參考數據 Common servo motor size reference data

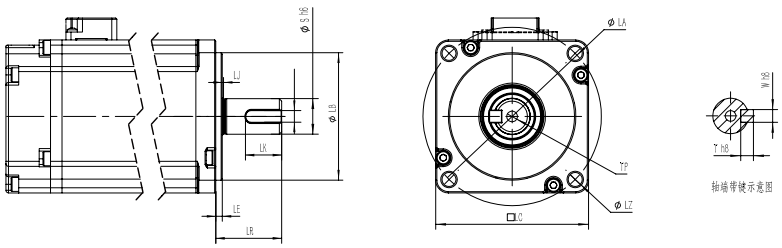

功率(W) Power Output	品牌 Motor Brand	識別代號 Identification code	S	LR	LA	W	LZ	LB	LE
400W	三菱 Mitsubishi	M	14	30	70	5	M5	50	3
400W	松下Yaskawa	P	14	30	70	5（深3.0）	M4	50	3
400W	台達Delta	T	14	30	70	5（深3.0）	M5	50	3
400W	杰美康Jiemeikang	J	14	30	70	5	M5	50	3
400W	匯川Inovance	H	14	30	70	5	M5	50	3
750W	三菱 Mitsubishi	M	19	40	90	6	M6	70	3
750W	松下Yaskawa	P	19	35	90	6（深3.5）	M5	70	3
750W	台達Delta	T	19	35	90	6（深3.5）	M6	70	3
750W	杰美康Jiemeikang	J	19	40	90	6	M6	70	3
750W	匯川Inovance	H	19	35	90	3	M6	70	3

高軌右前出軸基本型/高軌右前出軸直接安裝
High guide solid shaft right forward standard / High guide solid shaft right forward direct installationtion

LN RF 高軌右前出軸基本型 High guide solid shaft right forward standard

單位 Unit: mm

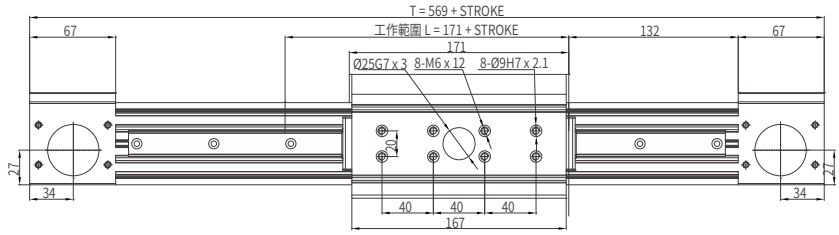

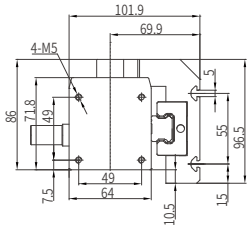

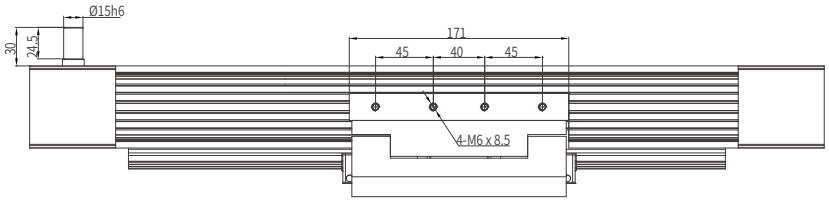

LN RF-D 高軌右前出軸直接安裝裝 High guide solid shaft right forward direct installation

單位 Unit: mm

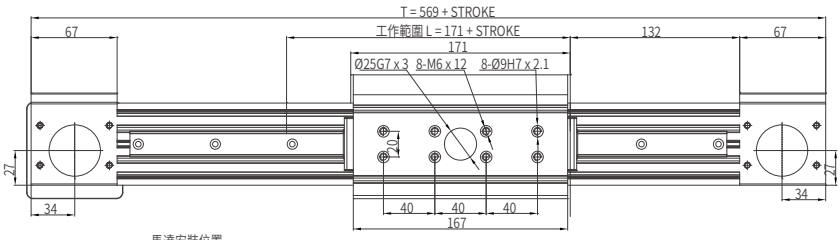

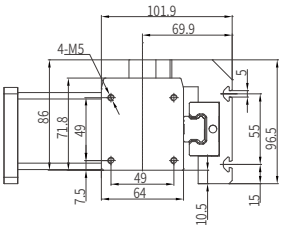

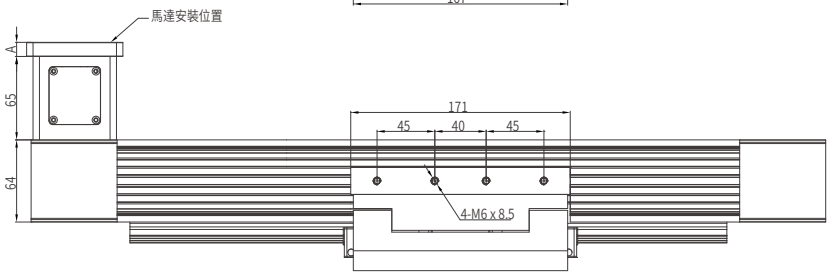

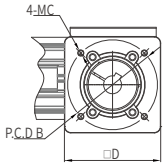

	A	B	C	D
400 W	11	70	M4 / M5	75
750 W	21	90	M5 / M6	80

高軌右前出軸間接安裝/高軌右後出軸基本型
High guide solid shaft right forward parallel installationn / High guide solid shaft right forward standard

LN RF-P 高軌右前出軸間接安裝 High guide solid shaft right forward parallel installation

單位 Unit: mm

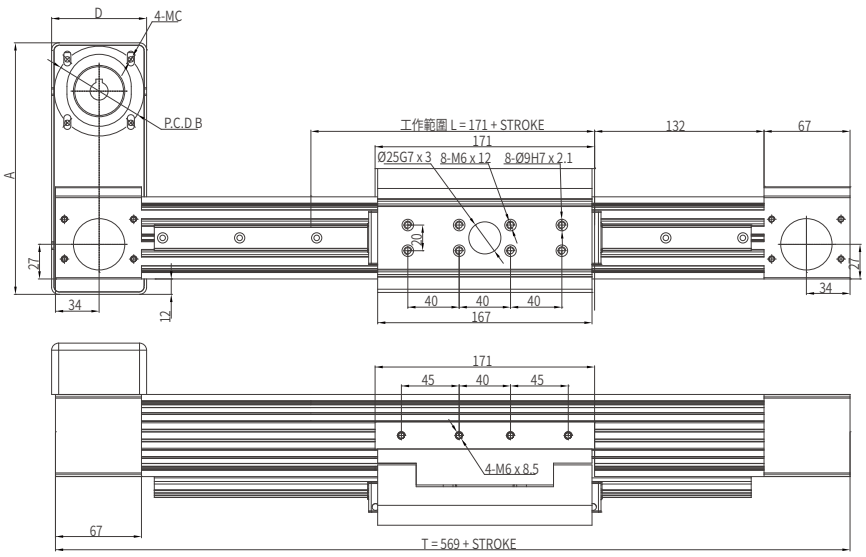

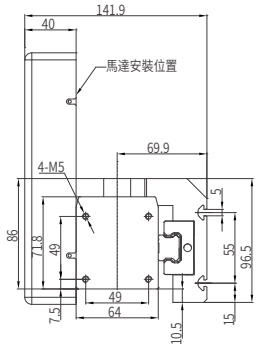

	A	B	C	D
400 W	196	70	M4 / M5	74
750 W	204	90	M5 / M6	84

LN RB 高軌右後出軸基本型 Motor Underneath Parallel Installation

單位 Unit: mm

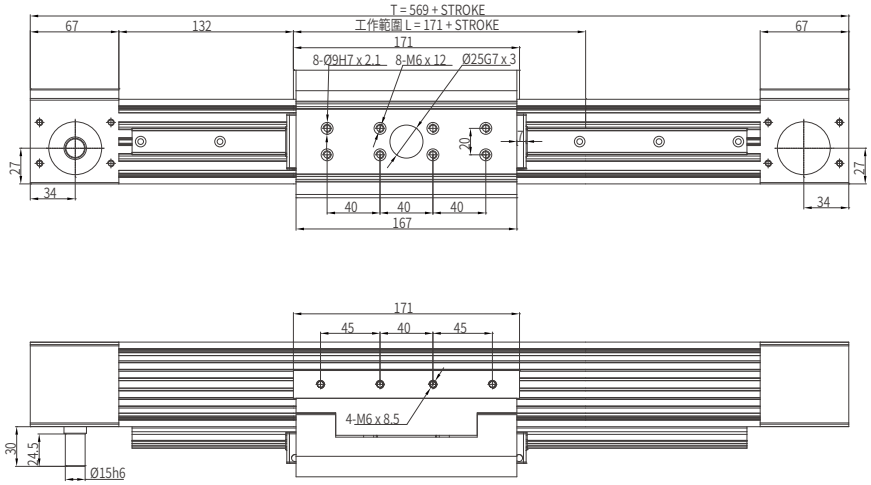

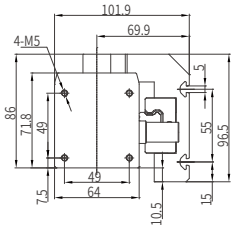

高軌右後出軸直接安裝/高軌右後出軸間接安裝
High guide solid shaft right backward direct installation / High guide solid shaft right backward parallel installation

LN RB-D 高軌右後出軸直接安裝 High guide solid shaft right backward direct installation

單位 Unit: mm

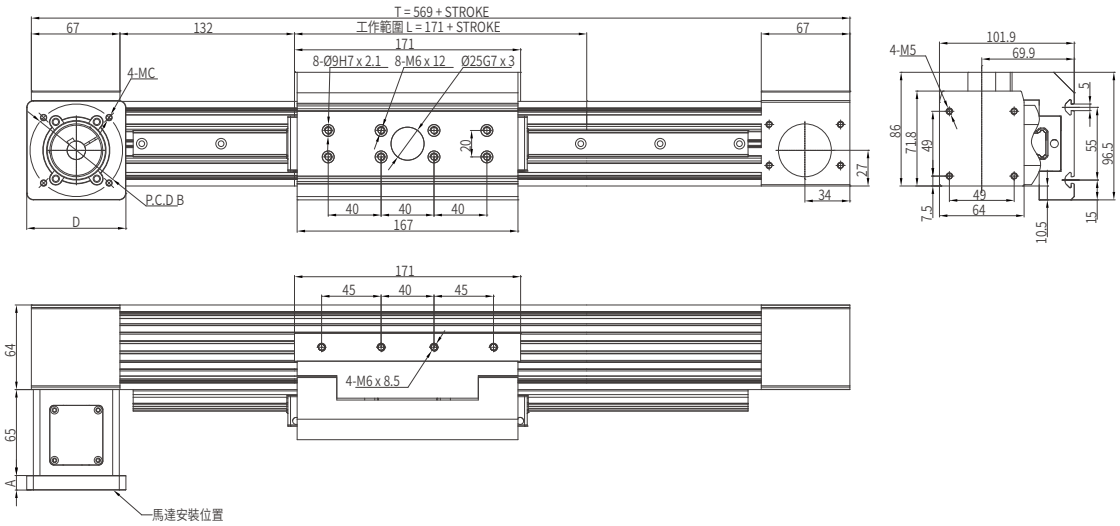

	A	B	C	D
400 W	11	70	M4 / M5	75
750 W	21	90	M5 / M6	80

LN RB-P 高軌右後出軸間接安裝 High guide solid shaft right backward parallel installation

單位 Unit: mm

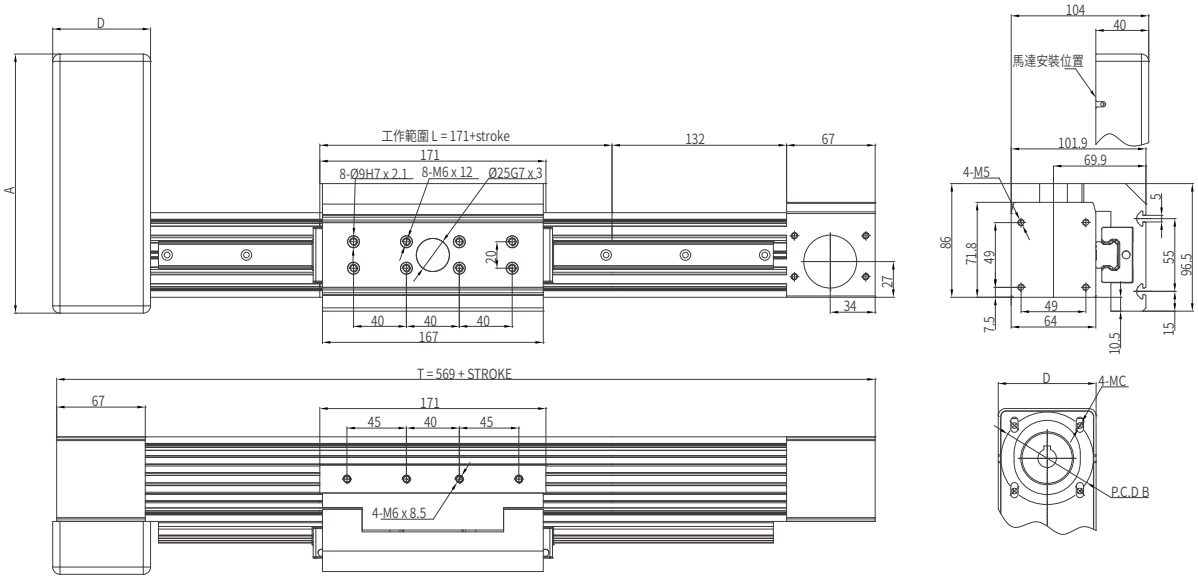

	A	B	C	D
400 W	196	70	M4 / M5	74
750 W	204	90	M5 / M6	84

高軌右側雙出軸基本型/高軌右側雙出軸直接安裝
High guide dual solid shaft standard / High guide dual solid shaft direct installation

LN RD 高軌右側雙出軸基本型 High guide dual solid shaft standard

單位 Unit: mm

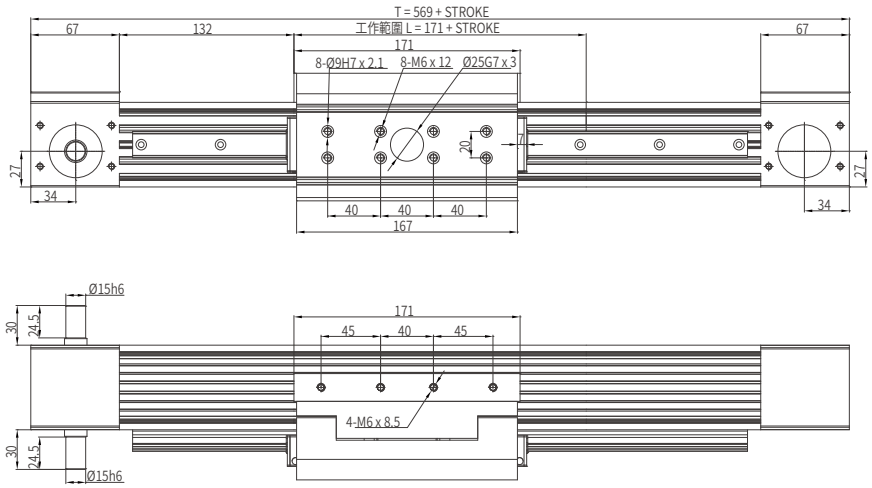

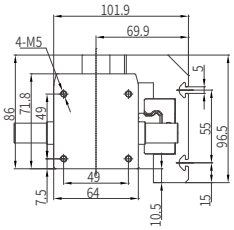

LN RD-D 高軌右側雙出軸直接安裝 High guide dual solid shaft direct installation

單位 Unit: mm

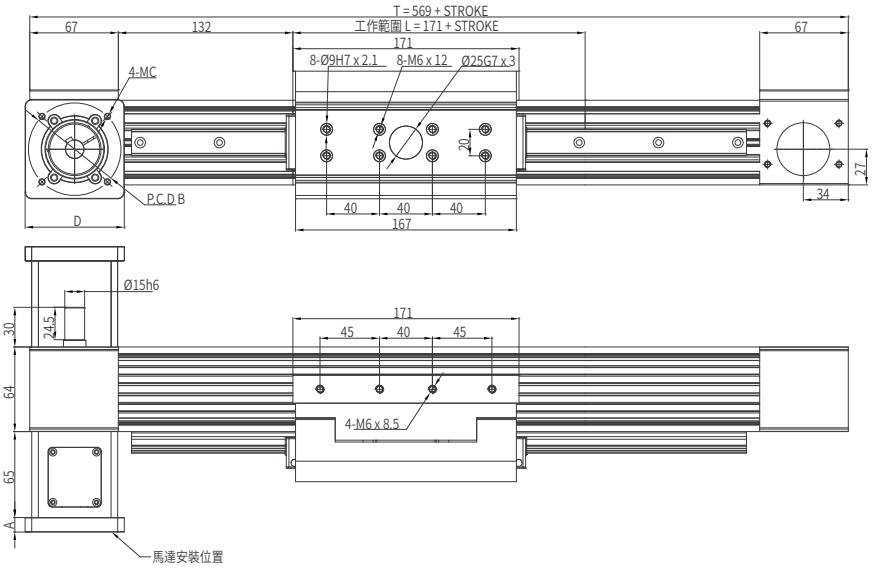

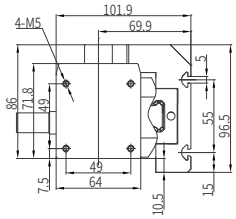

	A	B	C	D
400 W	11	70	M4 / M5	75
750 W	21	90	M5 / M6	80

右側雙出軸間接安裝/左前出軸基本型
Dual solid shaft parallel installation / Solid shaft left forward standard

LN RD-P 右側雙出軸間接安裝 Dual solid shaft parallel installation

單位 Unit: mm

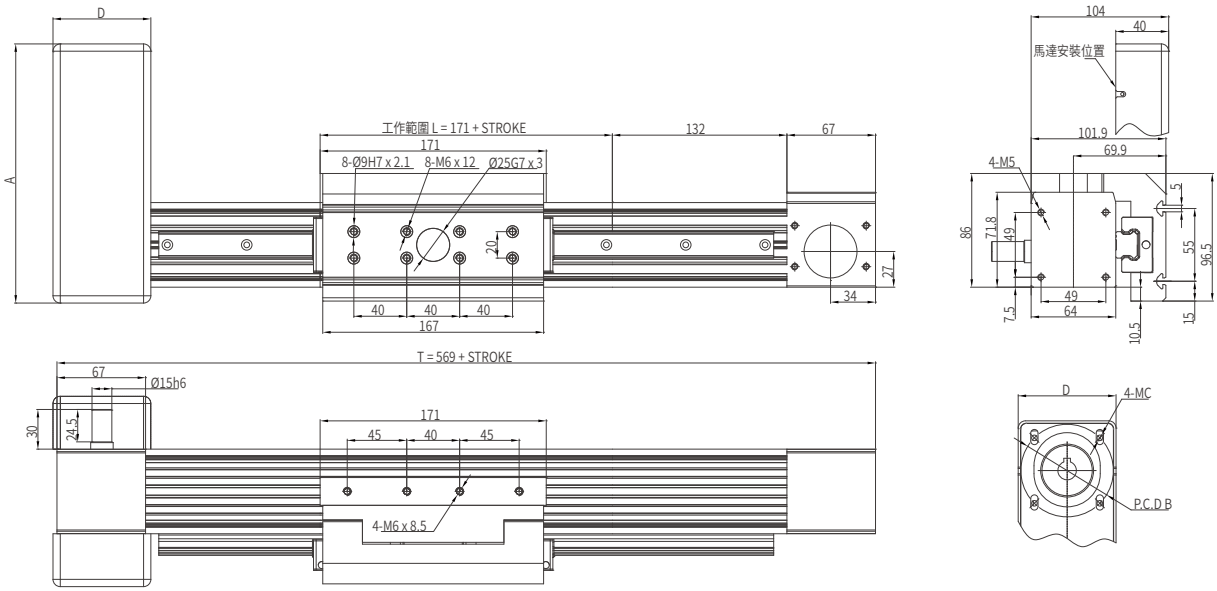

	A	B	C	D
400 W	196	70	M4 / M5	74
750 W	204	90	M5 / M6	84

LF RN 左前出軸基本型 Solid shaft left forward standard

單位 Unit: mm

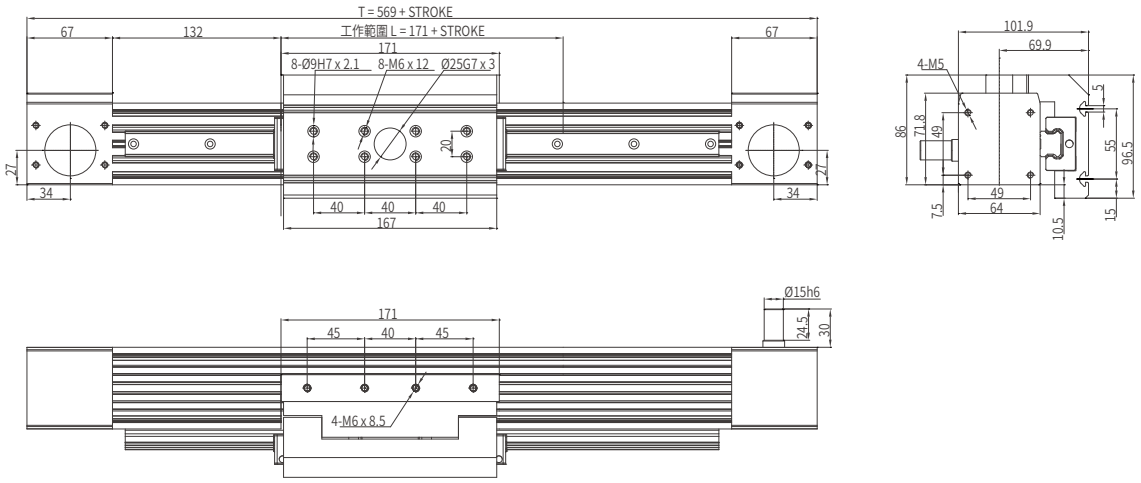

左前出軸直接安裝/左前出軸間接安裝
Solid shaft left forward direct installation /Solid sharft left forward parallel installation

LF RN-D 左前出軸直接安裝 Solid shaft left forward direct installation

單位 Unit: mm

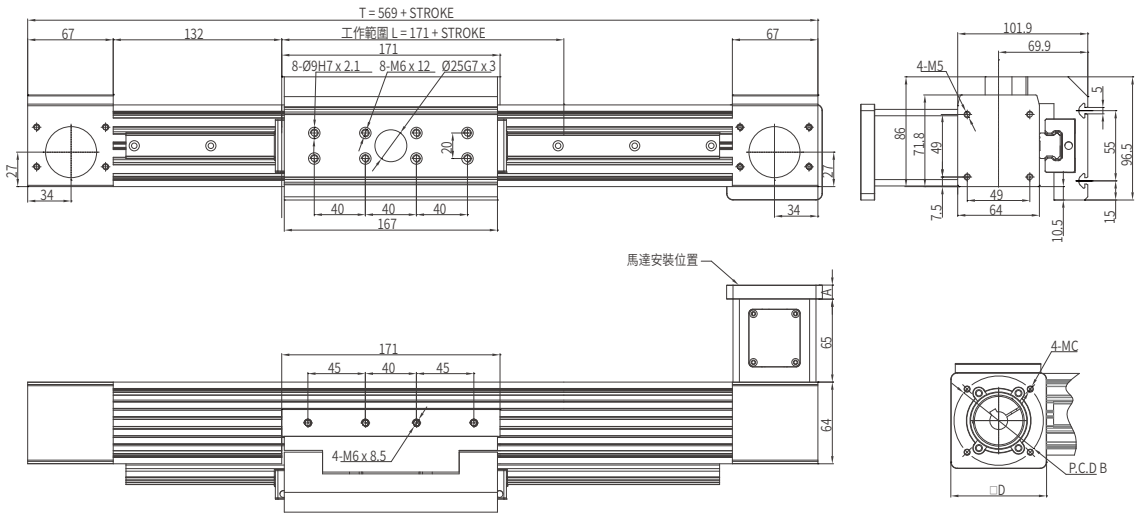

	A	B	C	D
400 W	11	70	M4 / M5	75
750 W	21	90	M5 / M6	80

LF RN-P 左前出軸間接安裝 Solid sharft left forward parallel installation

單位 Unit: mm

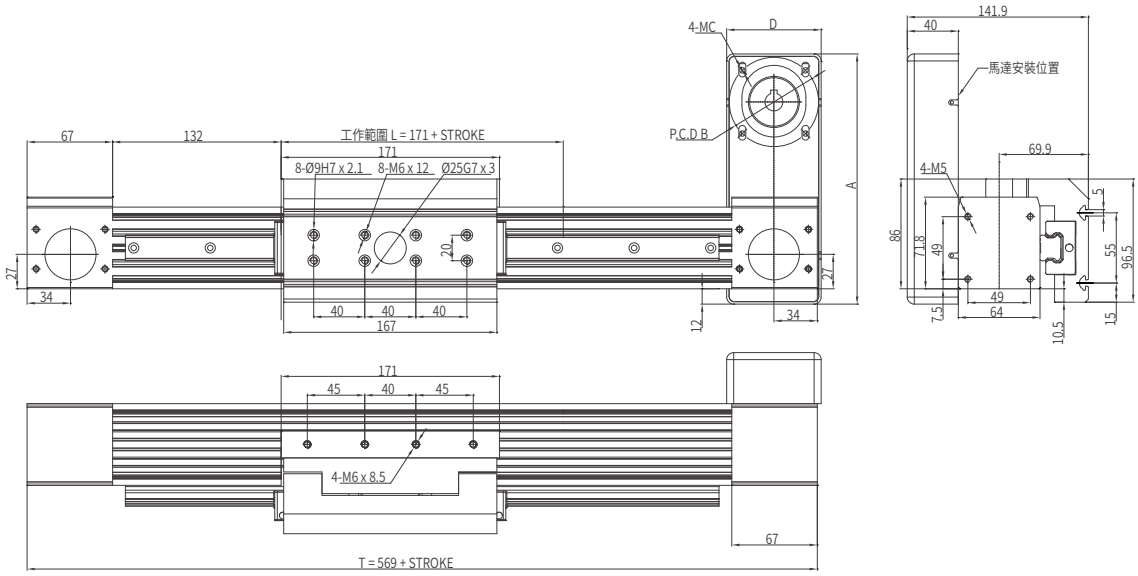

	A	B	C	D
400 W	196	70	M4 / M5	74
750 W	204	90	M5 / M6	84

本圖面僅供參考用途，實際尺寸皆以實際提供之2D/3D圖紙為準 This drawing is for reference only. The actual dimensions are based on the actual 2D / 3D drawings provided.

左後出軸基本型/左後出軸直接安裝
Solid shaft left backward standardn / Solid shaft left backward direct installation

LB RN 左後出軸基本型 Solid shaft left backward standard

單位 Unit: mm

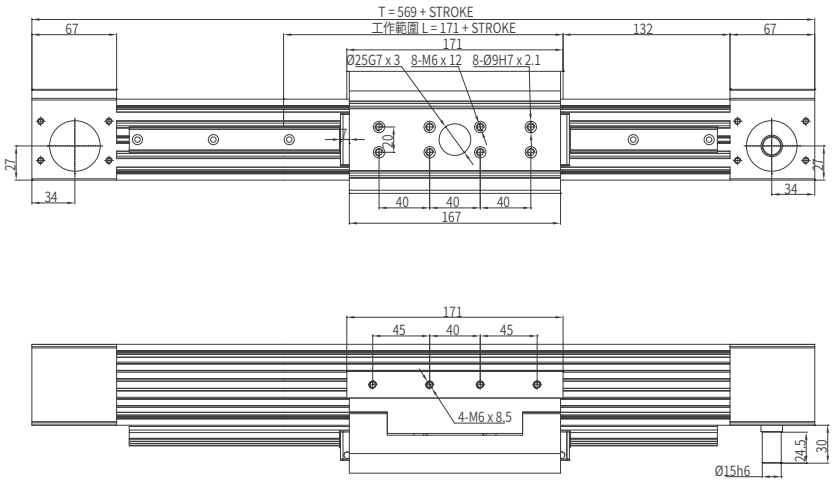

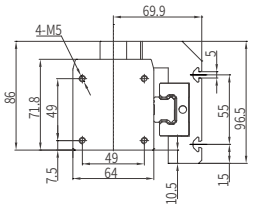

LB RN-D 左後出軸直接安裝 Solid shaft left backward direct installation

單位 Unit: mm

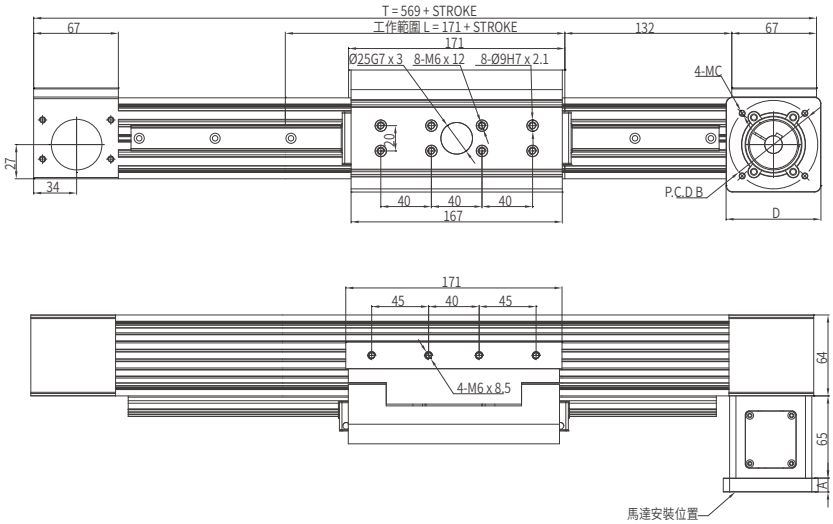

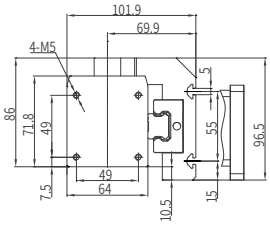

	A	B	C	D
400 W	11	70	M4 / M5	75
750 W	21	90	M5 / M6	80

左後出軸間接安裝/左側雙出軸基本型
Solid shaft left backward parallrl installation / Left dual solid shaft standard

LB RN-P 左後出軸間接安裝 Solid shaft left backward parallrl installation

單位 Unit: mm

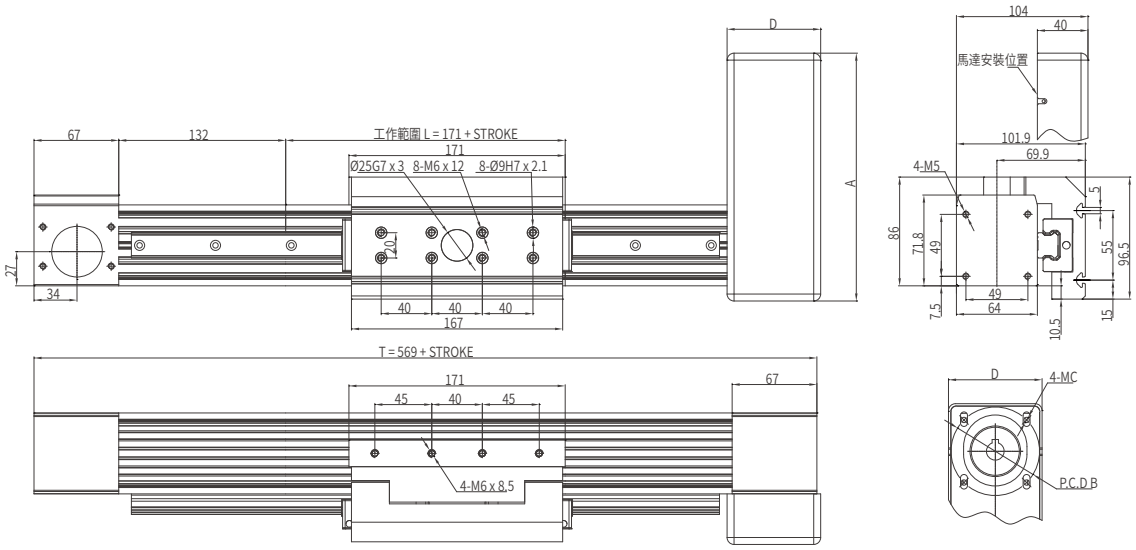

	A	B	C	D
400 W	196	70	M4 / M5	74
750 W	204	90	M5 / M6	84

LD RN 左側雙出軸基本型 Left dual solid shaft standard

單位 Unit: mm

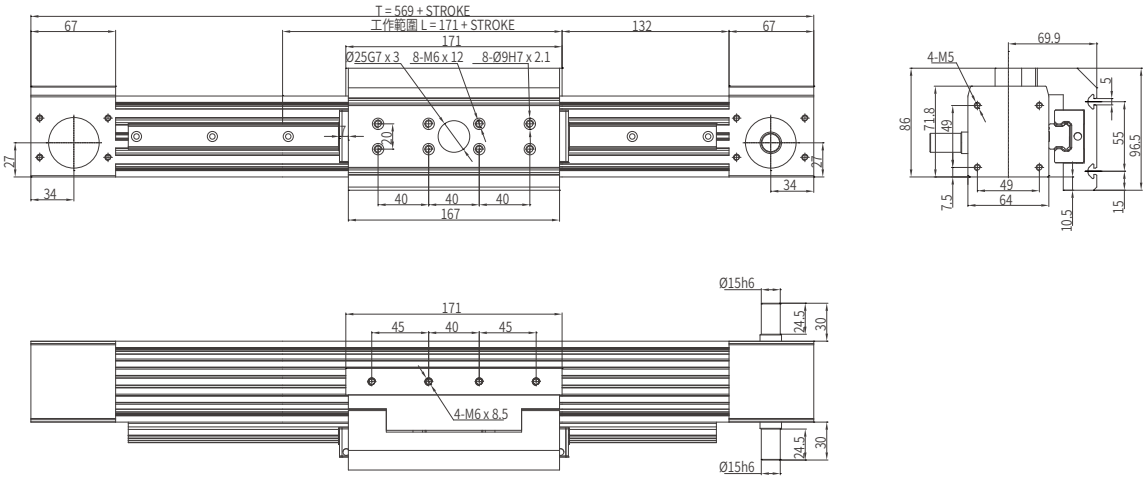

本圖面僅供參考用途，實際尺寸皆以實際提供之2D/3D圖紙為準 This drawing is for reference only. The actual dimensions are based on the actual 2D / 3D drawings provided.

左側雙出軸直接安裝/左側雙出軸間接安裝
Left dual solid shaft direct installation / Left dual solid shaft parallel installation

LD RN-D 左側雙出軸直接安裝 Left dual solid shaft direct installation

單位 Unit: mm

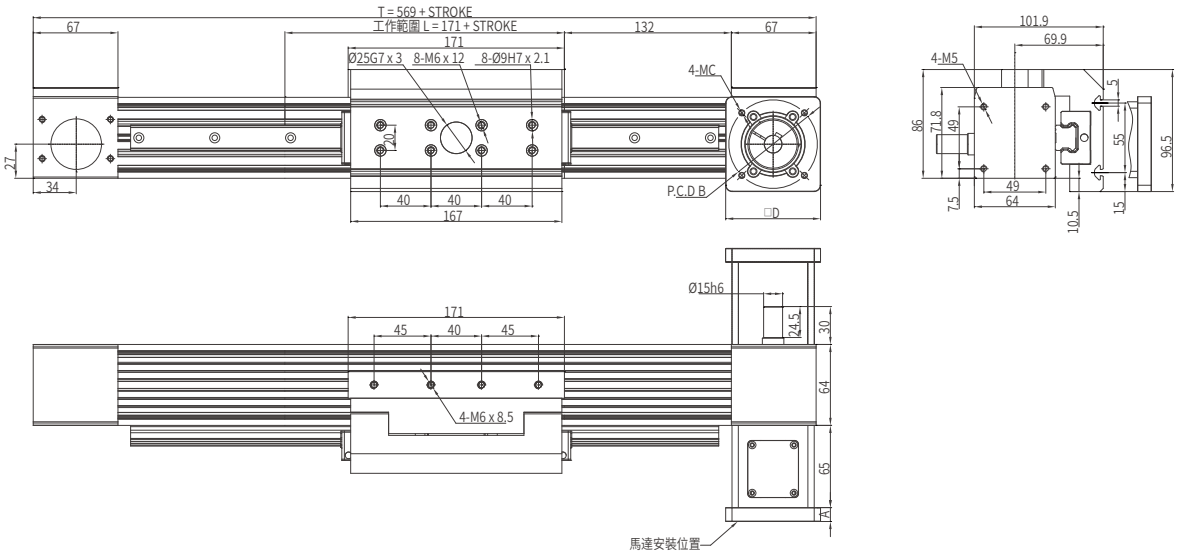

	A	B	C	D
400 W	11	70	M4 / M5	75
750 W	21	90	M5 / M6	80

LD RN-P 左側雙出軸間接安裝 Left dual solid shaft parallel installation

單位 Unit: mm

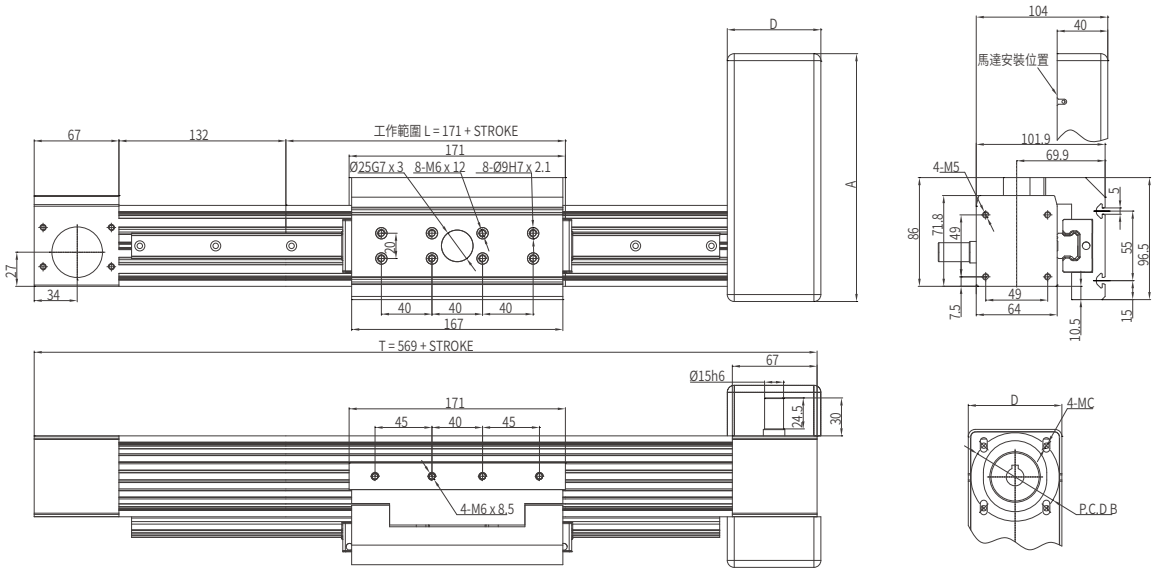

	A	B	C	D
400 W	196	70	M4 / M5	74
750 W	204	90	M5 / M6	84

本圖面僅供參考用途，實際尺寸皆以實際提供之2D/3D圖紙為準 This drawing is for reference only. The actual dimensions are based on the actual 2D / 3D drawings provided.

MEMO

皮带系列

AMCTI Series

歐規導軌內置同步带模組

EU. SPINDLE AXES INTERNAL GUDIE SEALED TOOTHED BELT AXES MODULE

CONTENTS

一般環境 / 時規皮帶 Standard/Timing Belt

EU

歐規導軌內置同步帶模組

EU. SPINDLE AXES INTERNAL GUDIE SEALED TOOTHED BELT AXES MODULE

AMCT-80i



此圖僅供參考，出貨規格詳見尺寸圖面
The picture is just for the reference. Please check the the actual dimensions on the drawing.

型號表示方式 Ordering Method

AMCT - 80i - L200 - 500 - F - CM - M75 - OS - 0000

- AMCT：皮帶式 Toothed Belt Axes
- 80i：模組寬度 Module width
- L200：導程 Lead
- 500：行程 Stroke
- F：出軸方向 Solid Shaft DirectionW
- CM：馬達安裝位置 Motor Position
- M75：馬達廠牌、功率 Motor Brand、Power Output
- OS：注油系列 Oiling systemy
- 0000：特注式樣 Special Order No.

行程 Stroke

100-10000mm
100間隔 100 mm Pitch

※行程50限定只能安裝2組光電。
Limitations while stroke is 50 only install 2 sets of optoelectronics.

模組寬度 Module width

80	80mm
I	內置 Internal Guide

導程 Lead

200	200mm

出軸方向 Solid Shaft DirectionW

F	向前 Forward
B	向後 Backward

馬達安裝位置 Motor Position

FD	前側直接 Frontside Direct
FP	前側間接 Frontside Parallel
BD	后側直接 Backside Direct
BP	后側間接 Backside Parallel

馬達廠牌、功率 Motor Brand、Power Output

M	三菱 Mitsubishi	20	-
P	松下 Yaskawa	40	-
T	台達 Delta	75	750W
J	美杰康 Jiemeikang	1.0	-
H	汇川 Inovance	2.0	-

注油系列 Oiling systemy

配有注油
無 SENSOR No Sensor

產品基本規格 Specification

馬達輸出 Motor Power (W)	750	
額定扭矩 Torque (Nm)	2.39	
同步带規格 Toothed Belt Spec.	STD-5M 30 X 5	
重複定位精度 Rep. Accuracy (mm)	±0.1	
減速比配置 Reducer Ratio Config.	同步輪 Timing Pulleys	減速機 Gear Reducer
	1:2	1:3 ~ 1:10
同步带導程 Toothed Belt Pitch (mm)	200	
最高速度 Max. Speed (mm/s)	5000	
行程範圍 Stroke Range (mm)	100...10000 / 100 間隔 Pitch	

最大負載值 Max. Load (kg)	70	水平 Horizontal	70
		側掛 Sidehang	50
導軌規格 Guide Spec.	W20× H15		
光電開關 Optical Proximity Sensor	PM-T45		

光電開關接綫圖 Optiacal Proximity Sensor Wiring Diagram

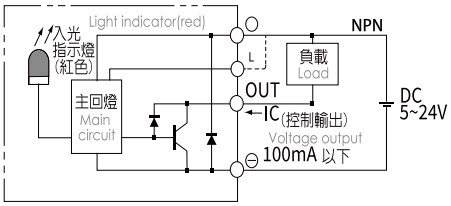

容許負載力距表 Allowable Overhang

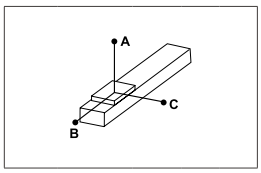

(單位 Unit : mm)

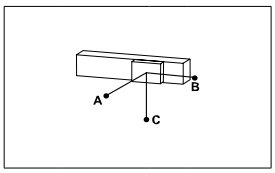

(單位 Unit : mm)

水平安裝 Horizontal Installation		A	B	C
導程 5 Lead	15kg	1292	136	160
	30kg	992	92	120
	50kg	740	72	84
導程 10 Lead	10kg	764	132	148
	15kg	576	96	108
	30kg	440	72	80
導程 20 Lead	5kg	664	215	212
	10kg	412	132	128
	20kg	292	92	92

側掛安裝 Sidehang Installation		A	B	C
導程 5 Lead	5kg	148	128	1192
	15kg	112	96	932
	25kg	84	72	740
導程 10 Lead	5kg	160	144	836
	15kg	116	104	620
	20kg	80	72	440
導程 20 Lead	5kg	252	256	784
	10kg	144	144	456
	15kg	92	92	292

靜態容許負載慣量 Static Loading Moment

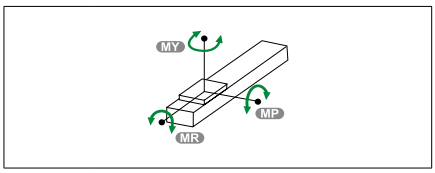

(單位 Unit :Nm)

MY	80
MP	240
MR	240

※力距表所表示的數據，代表重心。
The torque value in the chart indicate the center of gravity.
※倒吊使用無法套用標準規範，如有需求請洽詢我司業務。
Data information is not for ceiling-mount inverse use.Contact us for the details if you want to apply ceiling-mount inverse usage.

常用伺服電機尺寸參考數據 Common servo motor size reference data

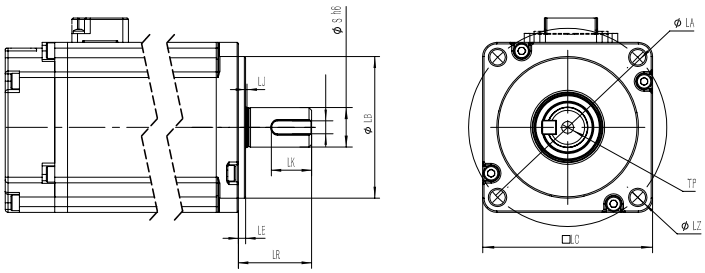

功率(W) Power Output	品牌 Motor Brand	識別代號 Identification code	S	LR	LA	W	LZ	LB	LE
750W	三菱 Mitsubishi	M	19	40	90	6	M6	70	3
750W	松下Yaskawa	P	19	35	90	6（深3.5）	M5	70	3
750W	台達Delta	T	19	35	90	6（深3.5）	M6	70	3
750W	杰美康Jiemeikang	J	19	40	90	6	M6	70	3
750W	匯川Inovance	H	19	35	90	3	M6	70	3

向前出軸馬達直接安裝/向前出軸馬達間接安裝
Solid sharft front motor direct installation / Solid shaft front motor parallel installation

FD 向前出軸馬達直接安裝 Solid sharft front motor direct installation

單位 Unit: mm

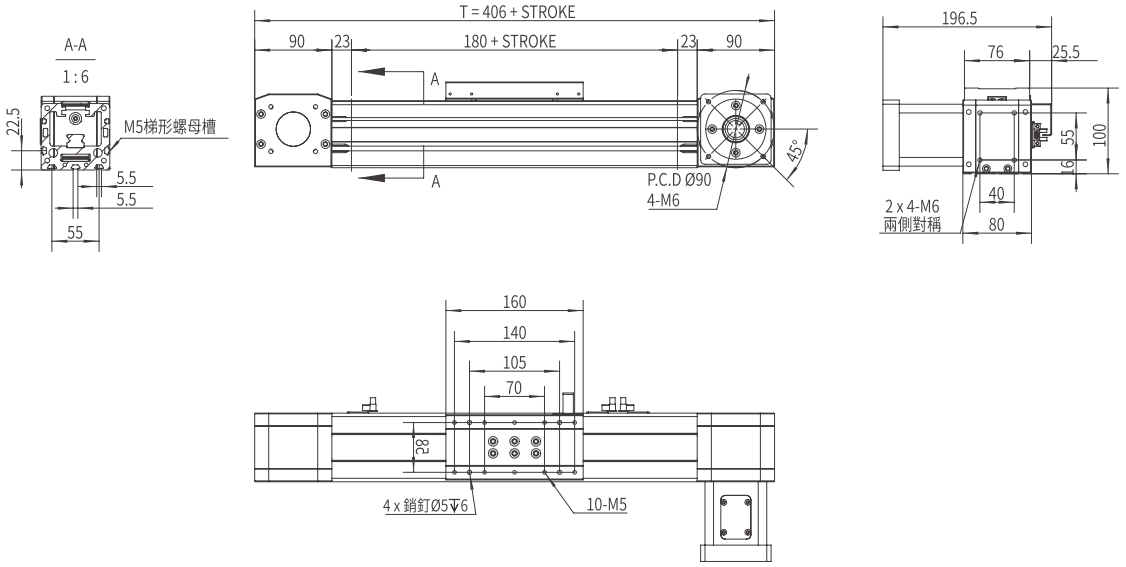

FP 向前出軸馬達間接安裝裝 Solid shaft front motor parallel installation

單位 Unit: mm

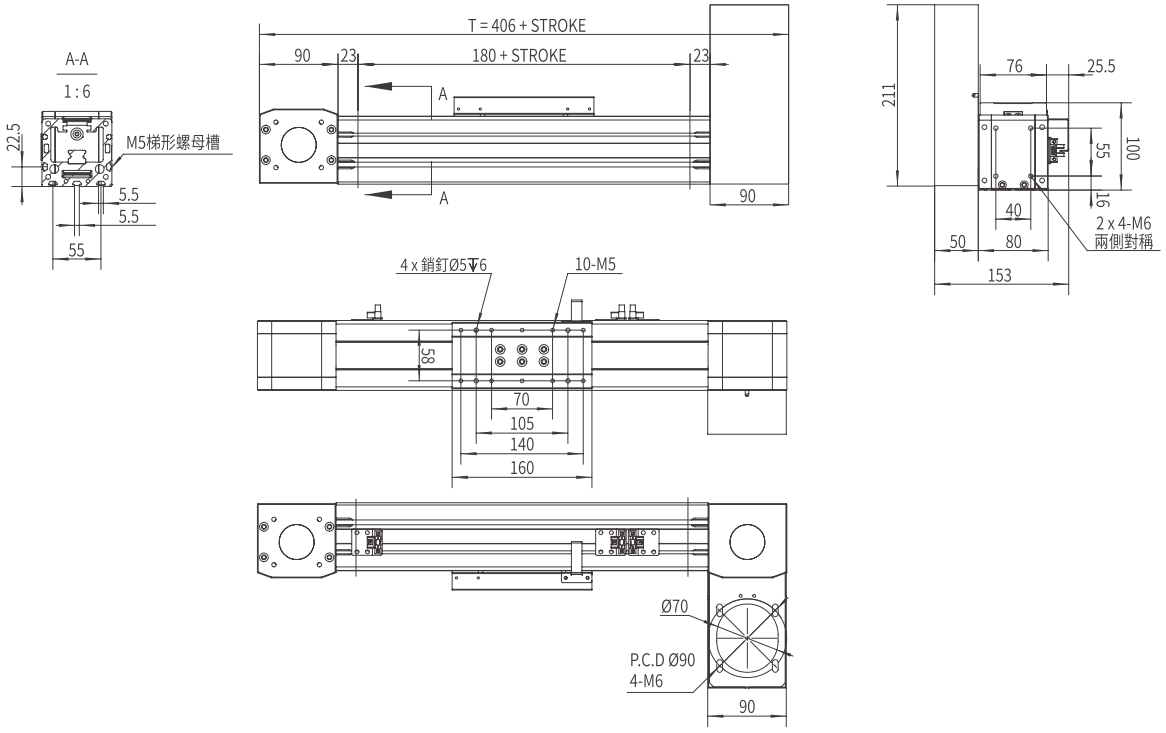

向後出軸馬達直接安裝/向後出軸馬達間接安裝
Solid sharft back motor direct installation / Solid shaft back motor parallel installation

BD 向前出軸馬達直接安裝 Solid sharft back motor direct installation

單位 Unit: mm

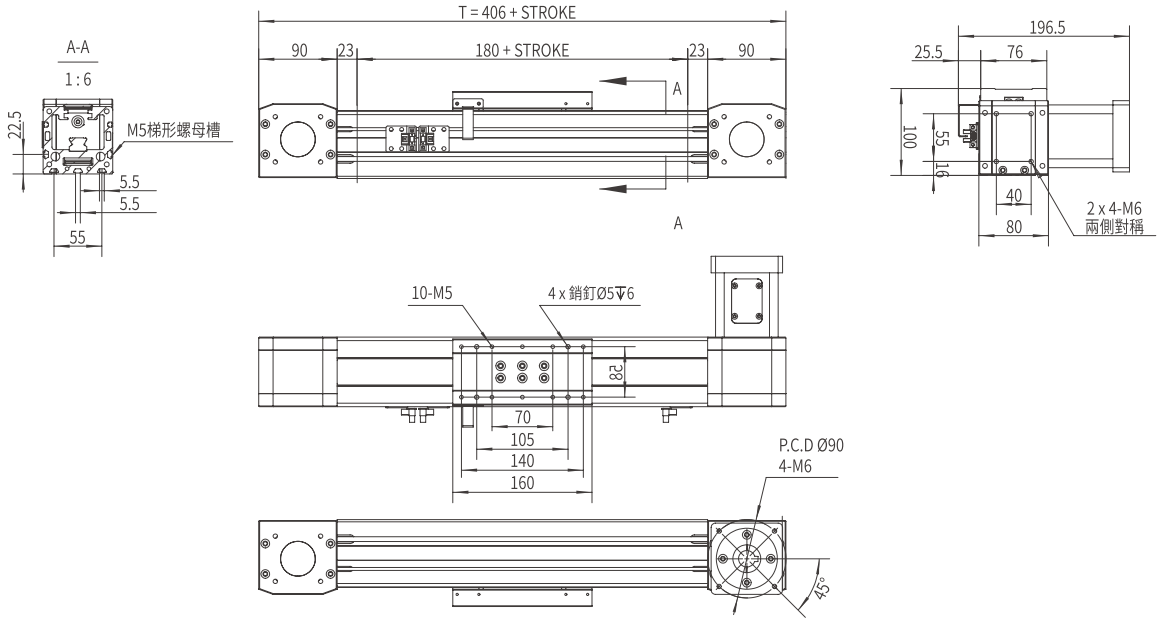

BP 向前出軸馬達間接安裝裝 Solid shaft back motor parallel installation

單位 Unit: mm

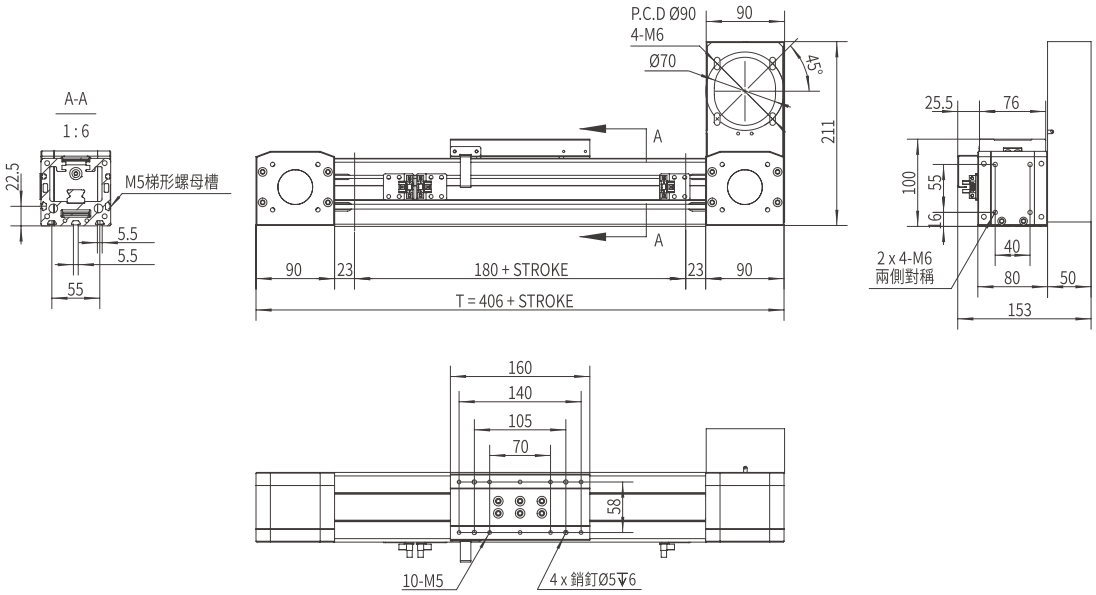

EU

歐規導軌內置同步帶模組

EU. SPINDLE AXES INTERNAL GUDIE SEALED TOOTHED BELT AXES MODULE

AMCT-112i



此圖僅供參考，出貨規格詳見尺寸圖面
The picture is just for the reference. Please check the the actual dimensions on the drawing.

型號表示方式 Ordering Method

AMCT - 112i - L220 - 500 - F - CM - M1.0 - OS - 0000

- AMCT：皮帶式 Toothed Belt Axes
- 0000：特注式樣 Special Order No.

行程 Stroke

100-12000mm
100間隔 100 mm Pitch

※行程50限定只能安裝2組光電。
Limitations while stroke is 50 only install 2 sets of optoelectronics.

模組寬度 Module width

112	112mm
I	內置 Internal Guide

導程 Lead

220	220mm

出軸方向 Solid Shaft DirectionW

F	向前 Forward
B	向後 Backward

馬達安裝位置 Motor Position

FD	前側直接 Frontside Direct
FP	前側間接 Frontside Parallel
BD	后側直接 Backside Direct
BP	后側間接 Backside Parallel

馬達廠牌、功率 Motor Brand、Power Output

M	三菱 Mitsubishi	75	-
P	松下 Yaskawa	1.0	1000W
T	台達 Delta	2.0	-

注油系列 Oiling systemy

配有注油
無 SENSOR No Sensor

產品基本規格 Specification

馬達輸出 Motor Power (W)	1000 中慣量	
額定扭矩 Torque (Nm)	4.77	
同步带規格 Toothed Belt Spec.	STD-5M 45 X 6	
重複定位精度 Rep. Accuracy (mm)	±0.1	
減速比配置 Reducer Ratio Config.	同步輪 Timing Pulleys	減速機 Gear Reducer
	1:2~ 1:3	1:3 ~ 1:10
同步带導程 Toothed Belt Pitch (mm)	220	
最高速度 Max. Speed (mm/s)	5000	
行程範圍 Stroke Range (mm)	100...12000 / 100 間隔 Pitch	

最大負載值 Max. Load (kg)	160	水平 Horizontal	100
		側掛 Sidehang	60
導軌規格 Guide Spec.	W25× H15		
光電開關 Optical Proximity Sensor	PM-T45		

光電開關接綫圖 Optiacal Proximity Sensor Wiring Diagram

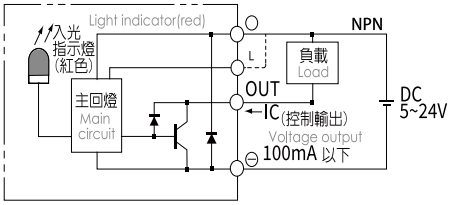

容許負載力距表 Allowable Overhang

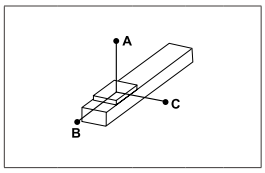

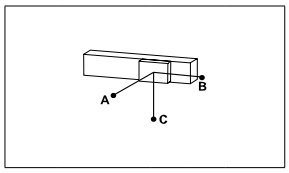

(單位 Unit : mm)

水平安裝 Horizontal Installation		A	B	C
導程 5 Lead	40kg	2000	252	220
	60kg	1552	196	172
	100kg	1340	156	136
導程 10 Lead	30kg	1288	224	188
	50kg	1020	172	144
	80kg	844	136	116
導程 25 Lead	25kg	608	244	180
	40kg	452	180	132
	60kg	356	140	104

(單位 Unit : mm)

側掛安裝 Sidehang Installation		A	B	C
導程 5 Lead	30kg	200	224	1800
	40kg	164	184	1484
	60kg	136	156	1340
導程 10 Lead	25kg	168	200	80
	35kg	140	164	976
	50kg	116	136	844
導程 25 Lead	20kg	168	224	560
	25kg	124	168	424
	35kg	104	140	356

靜態容許負載力矩 Static Loading Moment

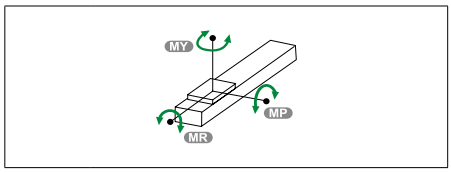

(單位 Unit : Nm)

MY	450
MP	450
MR	145

※力距表所表示的數據，代表重心。
The torque value in the chart indicate the center of gravity。
※倒吊使用無法套用標準規範，如有需求請洽詢我司業務。
Data information is not for ceiling-mount inverse use.Contact us for the details if you want to apply ceiling-mount inverse usage.

常用伺服電機尺寸參考數據 Common servo motor size reference data

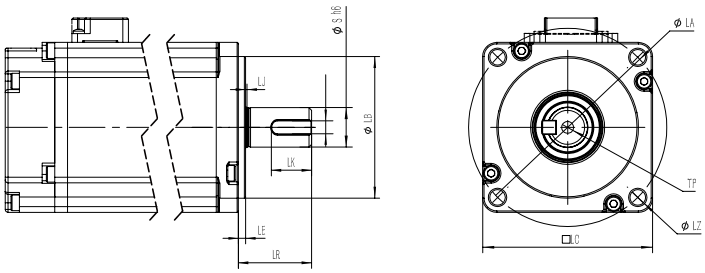

功率(W) Power Output	品牌 Motor Brand	識別代號 Identification code	S	LR	LA	W	LZ	LB	LE
1000W	三菱 Mitsubishi	M	24	55	145	8	Ø9	110	3
1000W	松下 Yaskawa	P	22	55	165	8	Ø9	110	6
1000W	台達 Delta	T	22	55	145	8	Ø9	110	6

向前出軸馬達直接安裝/向前出軸馬達間接安裝
Solid sharft front motor direct installation / Solid shaft front motor parallel installation

FD 向前出軸馬達直接安裝 Solid sharft front motor direct installation

單位 Unit: mm

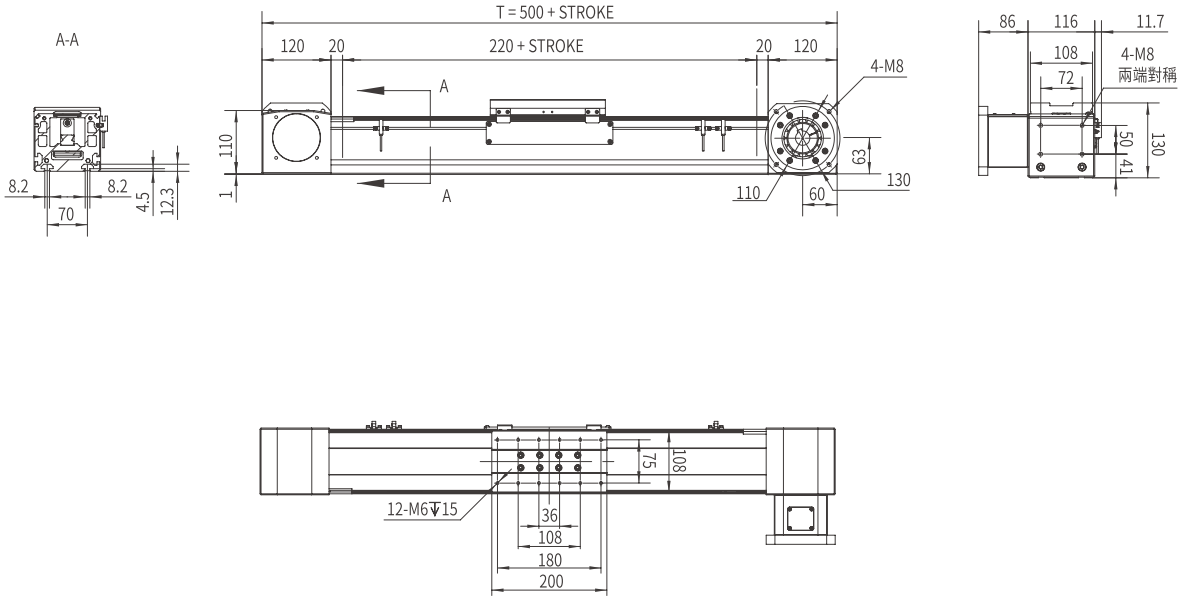

FP 向前出軸馬達間接安裝裝 Solid shaft front motor parallel installation

單位 Unit: mm

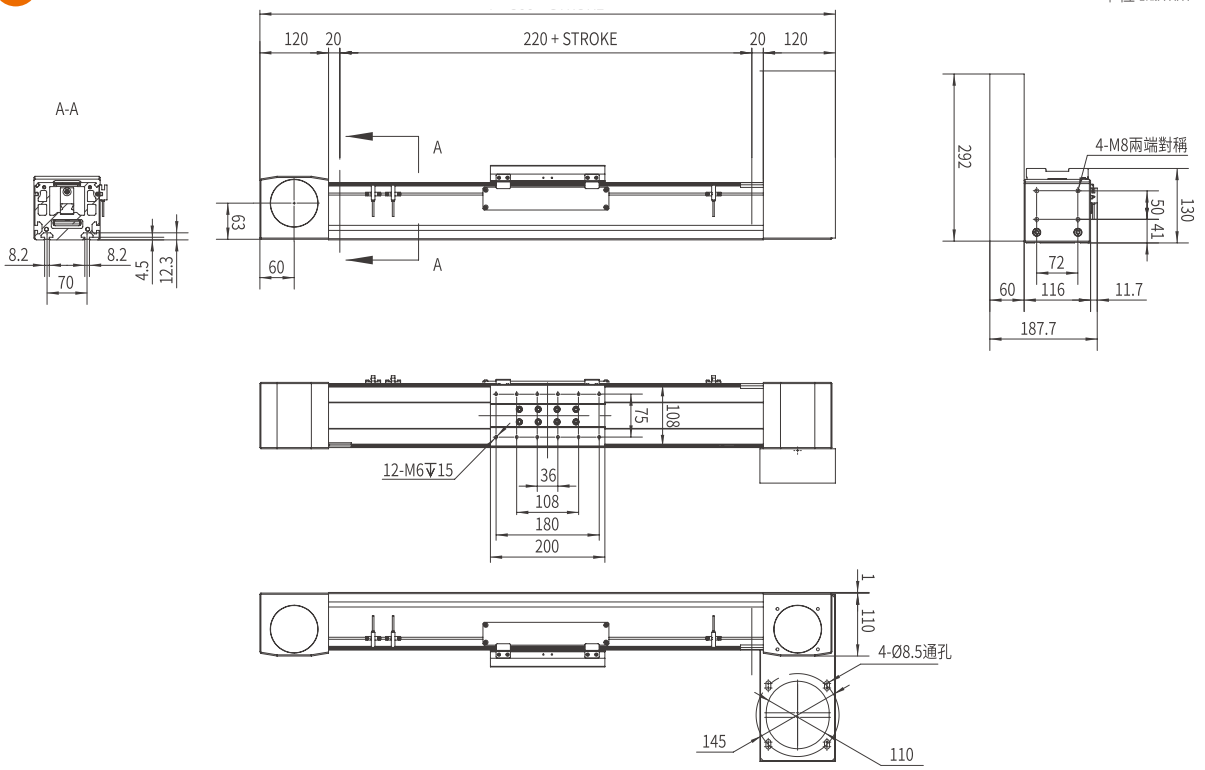

向後出軸馬達直接安裝/向後出軸馬達間接安裝
Solid sharft back motor direct installation / Solid shaft back motor parallel installation

BD 向前出軸馬達直接安裝 Solid sharft back motor direct installation

單位 Unit: mm

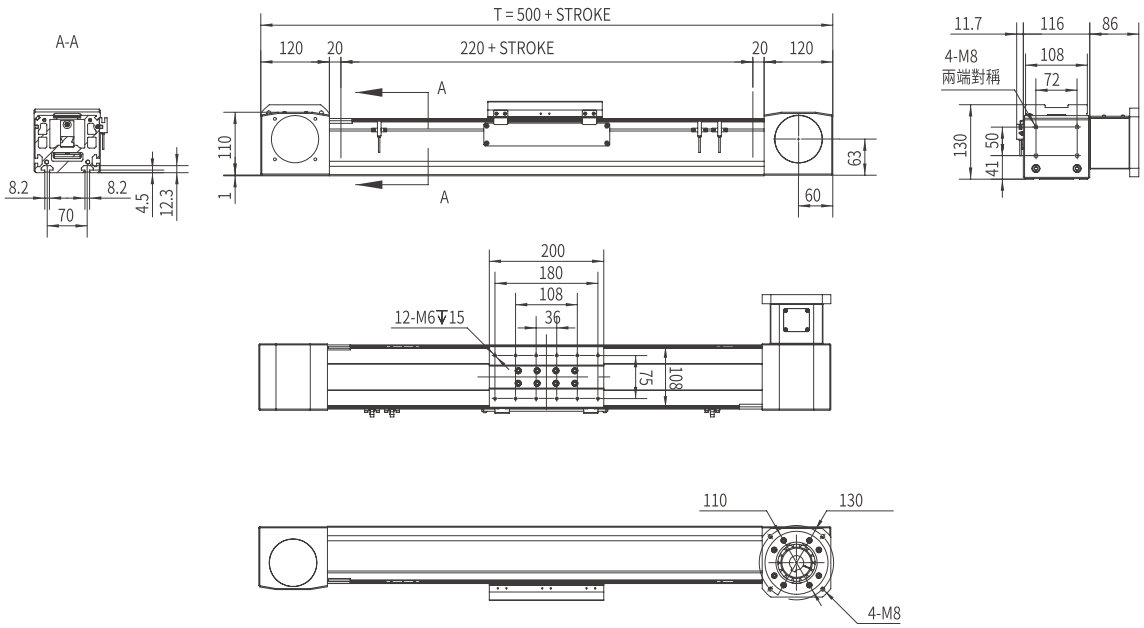

BP 向前出軸馬達間接安裝裝 Solid shaft back motor parallel installation

單位 Unit: mm

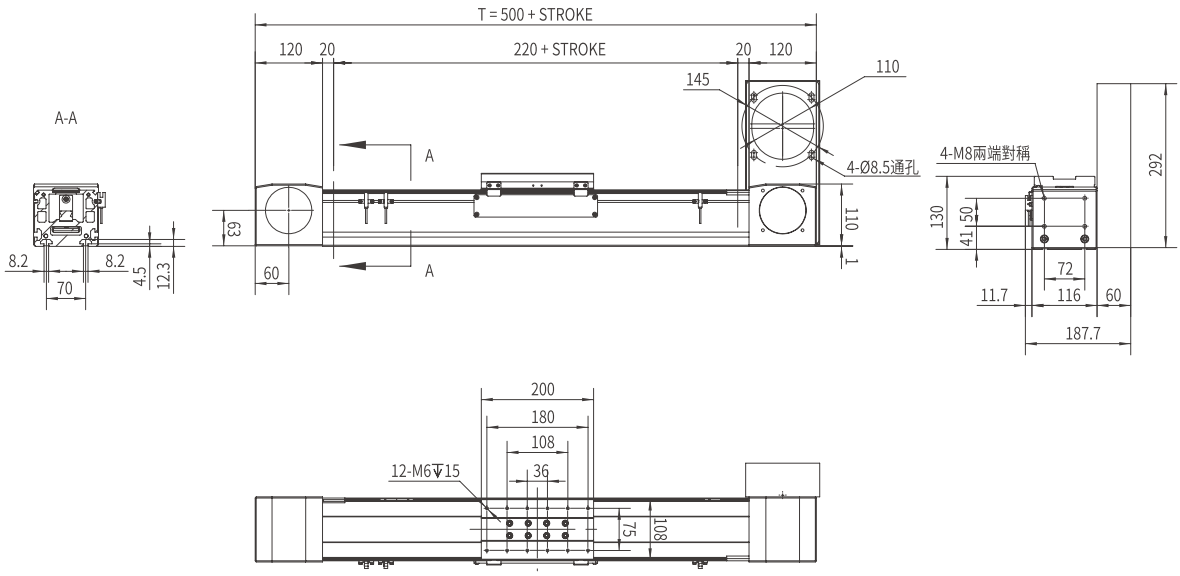

MEMO

皮带系列

AMCTD Series

歐規導軌防尘型同步带模組

EU. DUSTPROOF TYPE GUIDE TOOTHED BELT AXES LINEAR MODULE

CONTENTS

無塵環境 / 時規皮帶 Dustproof/Timing Belt

EU

歐規導軌防塵型同步带模組

EU. DUSTPROOF TYPE GUIDE SEALED TOOTHED BELT AXES MODULE

AMCT-80D



此圖僅供參考，出貨規格詳見尺寸圖面

The picture is just for the reference. Please check the the actual dimensions on the drawing.

型號表示方式 Ordering Method

AMCT - 80D - L170 - 500 - F - CM - M75 - O3 - 0000

- AMCT：皮帶式 Toothed Belt Axes
- 80D：模組寬度 Module width
- L170：導程 Lead
- 500：行程 Stroke
- F：出軸方向 Solid Shaft DirectionW
- CM：馬達安裝位置 Motor Position
- M75：馬達廠牌、功率 Motor Brand、Power Output
- O3：感應器 Limit Sensor
- 0000：特注式樣 Special Order No.

行程 Stroke

100-10000mm
50間隔 50 mm Pitch

※行程50限定只能安裝2組光電。
Limitations while stroke is 50 only install 2 sets of optoelectronics.

模組寬度 Module width

80	80mm
D	防塵型 Dustproof typ

導程 Lead

170	170mm

出軸方向 Solid Shaft DirectionW

F	向前 Forward
B	向後 Backward

馬達安裝位置 Motor Position

CM	直接安裝 Direct Installation
PH	前側間接 Frontside Parallel
PU	後側間接 Backside Parallel
PD	下側間接 Underneath Parallel

馬達廠牌、功率 Motor Brand、Power Output

M	三菱 Mitsubishi	20	-
P	松下 Yaskawa	40	-
T	台達 Delta	75	750W
J	美杰康 Jemeikang	1.0	-
H	汇川 Inovance	2.0	-

感應器 Limit Sensor

外掛型 Out Side	
3	3只 3 PCS
4	4只 4 PCS
無SENSOR No Sensor	

產品基本規格 Specification

馬達輸出 Motor Power (W)	750	
額定扭矩 Torque (Nm)	2.39	
同步帶規格 Toothed Belt Spec.	STD-5M 30 X 5	
重複定位精度 Rep. Accuracy (mm)	±0.1	
減速比配置 Reducer Ratio Config.	同步輪 Timing Pulleys	減速機 Gear Reducer
	1:2	1:3 ~ 1:10
同步帶導程 Toothed Belt Pitch (mm)	170	
最高速度 Max. Speed (mm/s)	5000	
行程範圍 Stroke Range (mm)	100...10000 / 50 間隔 Pitch	

最大負載值 Max. Load (kg)	70	水平 Horizontal	70
		側掛 Sidehang	50
導軌規格 Guide Spec.	W20× H15		
光電開關 Optical Proximity Sensor	PM-T45		

光電開關接綫圖 Optiacal Proximity Sensor Wiring Diagram

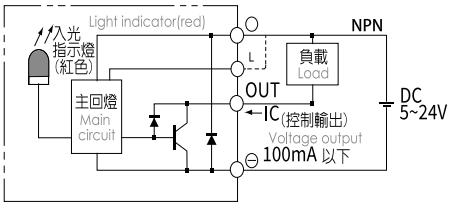

容許負載力距表 Allowable Overhang

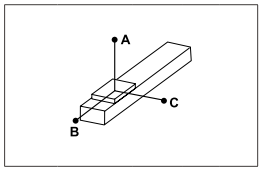

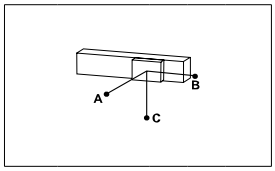

(單位 Unit : mm)

水平安裝 Horizontal Installation		A	B	C
導程 5 Lead	15kg	1292	136	160
	30kg	992	92	120
	50kg	740	72	84
導程 10 Lead	10kg	764	132	148
	15kg	576	96	108
	30kg	440	72	80
導程 20 Lead	5kg	664	215	212
	10kg	412	132	128
	20kg	292	92	92

(單位 Unit : mm)

側掛安裝 Sidehang Installation		A	B	C
導程 5 Lead	5kg	148	128	1192
	15kg	112	96	932
	25kg	84	72	740
導程 10 Lead	5kg	160	144	836
	15kg	116	104	620
	20kg	80	72	440
導程 20 Lead	5kg	252	256	784
	10kg	144	144	456
	15kg	92	92	292

靜態容許負載慣量 Static Loading Moment

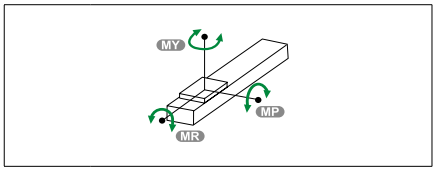

(單位 Unit :Nm)

MY	80
MP	240
MR	240

※力距表所表示的數據，代表重心。
The torque value in the chart indicate the center of gravity。
※倒吊使用無法套用標準規範，如有需求請洽詢我司業務。
Data information is not for ceiling-mount inverse use.Contact us for the details if you want to apply ceiling-mount inverse usage.

常用伺服電機尺寸參考數據 Common servo motor size reference data

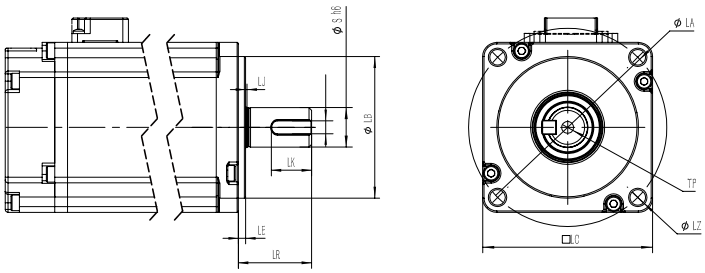

功率(W) Power Output	品牌 Motor Brand	識別代號 Identification code	S	LR	LA	W	LZ	LB	LE
750W	三菱 Mitsubishi	M	19	40	90	6	M6	70	3
750W	松下 Yaskawa	P	19	35	90	6（深3.5）	M5	70	3
750W	台達 Delta	T	19	35	90	6（深3.5）	M6	70	3
750W	杰美康 Jiemeikang	J	19	40	90	5	M6	70	3
750W	匯川 Inovance	H	19	35	90	3	M6	70	3

向前出軸馬達直接安裝/向前出軸馬達間接安裝
Solid sharft front motor direct installation / Solid shaft front motor parallel installation

FD 向前出軸馬達直接安裝 Solid sharft front motor direct installation

單位 Unit: mm

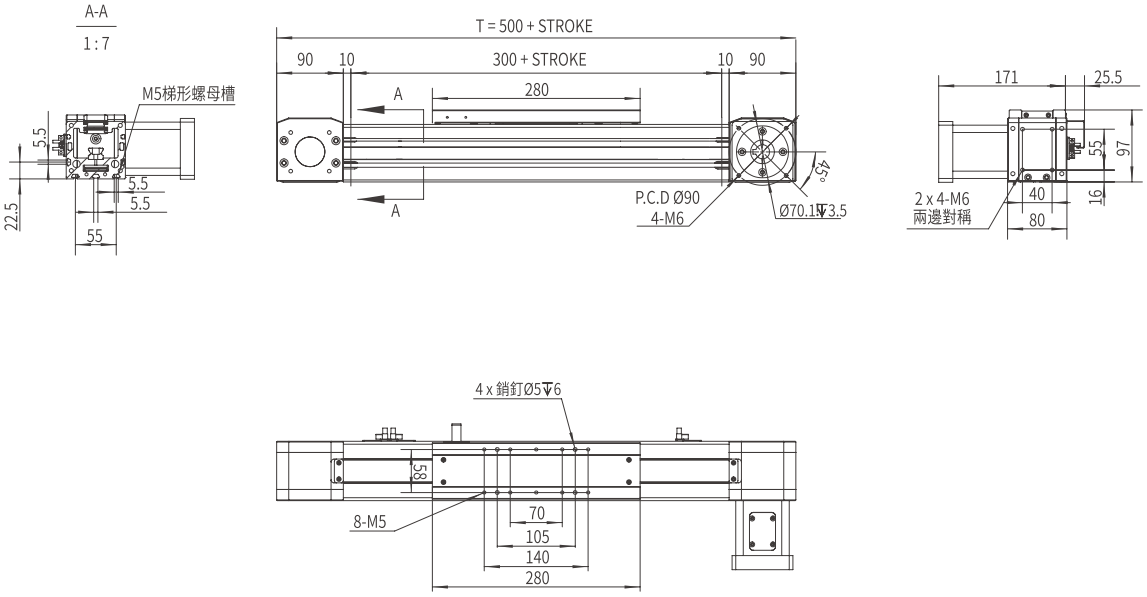

FP 向前出軸馬達間接安裝裝 Solid shaft front motor parallel installation

單位 Unit: mm

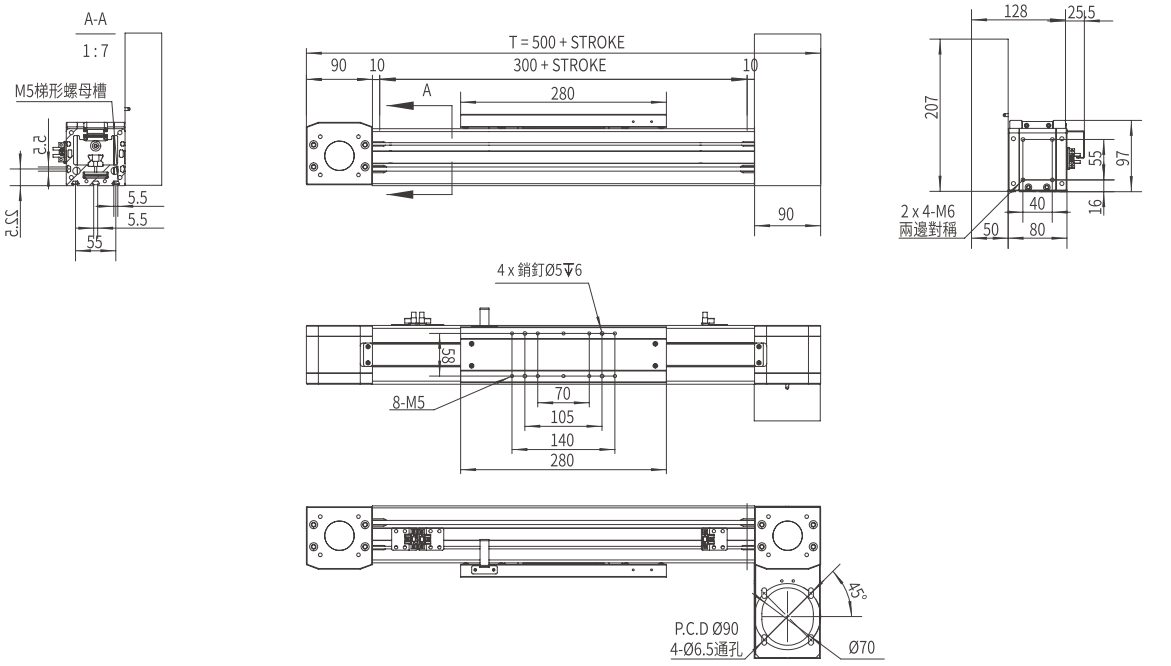

向後出軸馬達直接安裝/向後出軸馬達間接安裝
Solid sharft back motor direct installation / Solid shaft back motor parallel installation

BD 向前出軸馬達直接安裝 Solid sharft back motor direct installation

單位 Unit: mm

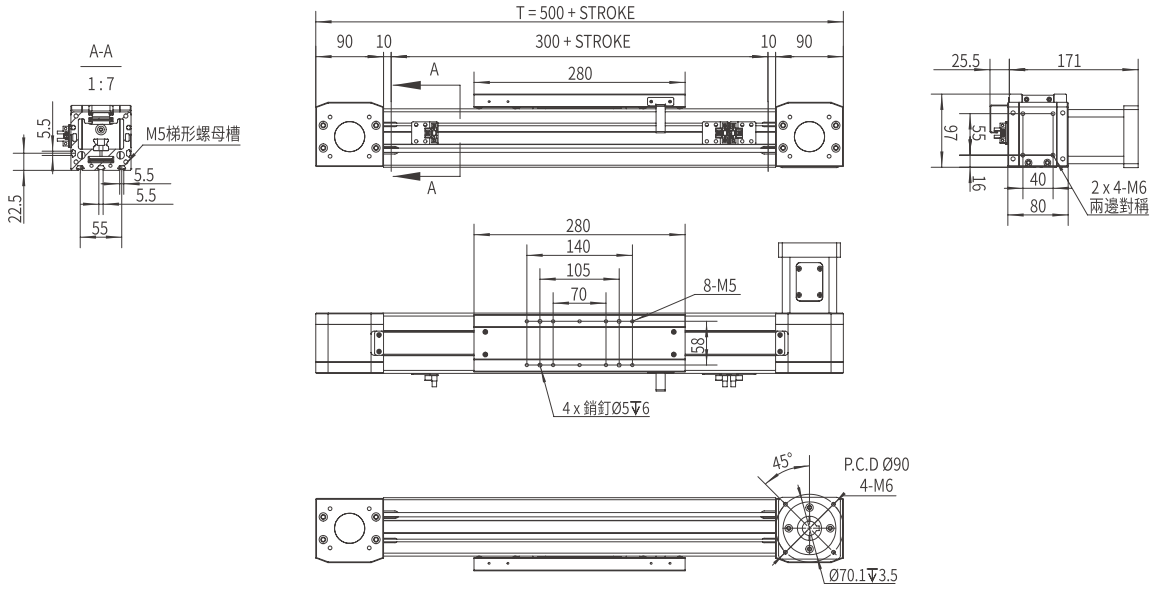

BP 向前出軸馬達間接安裝裝 Solid shaft back motor parallel installation

單位 Unit: mm

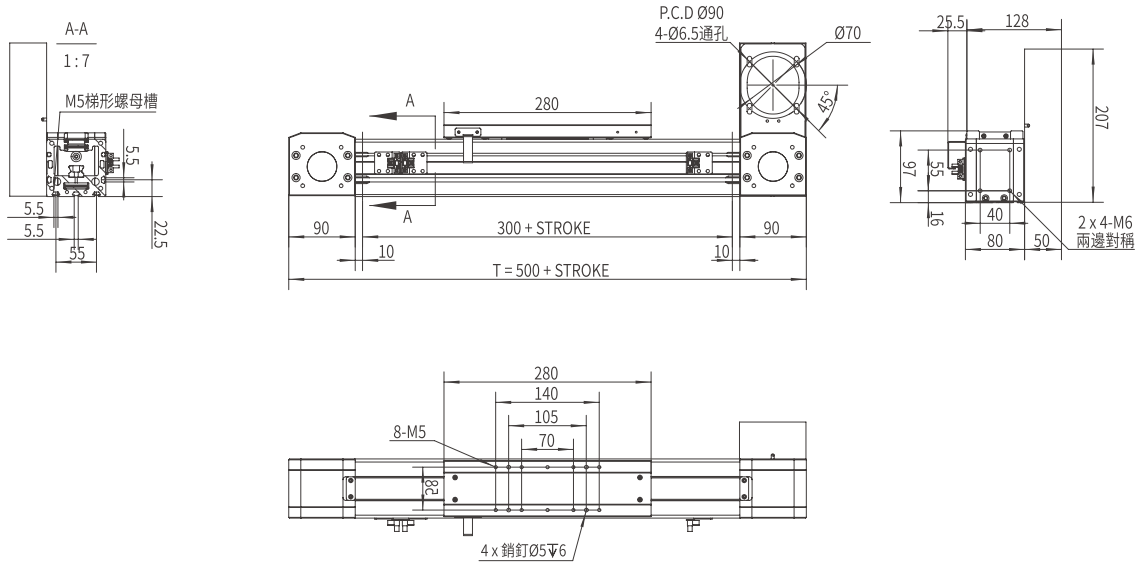

EU

歐規導軌防塵型同步帶模組

EU. DUSTPROOF TYPE GUIDE SEALED TOOTHED BELT AXES MODULE

AMCT-112D



此圖僅供參考，出貨規格詳見尺寸圖面

The picture is just for the reference. Please check the the actual dimensions on the drawing.

型號表示方式 Ordering Method

AMCT - 112D - L200 - 500 - F - CM - M1.0 - O3 - 0000

- AMCT：皮帶式 Toothed Belt Axes
- 112D：模組寬度 Module width
- L200：導程 Lead
- 500：行程 Stroke
- F：出軸方向 Solid Shaft DirectionW
- CM：馬達安裝位置 Motor Position
- M1.0：馬達廠牌、功率 Motor Brand、Power Output
- O3：感應器 Limit Sensor
- 0000：特注式樣 Special Order No.

行程 Stroke

100-12000mm
50間隔 50 mm Pitch

※行程50限定只能安裝2組光電。Limitations while stroke is 50 only install 2 sets of optoelectronics.

模組寬度 Module width

112	112mm
D	防塵型 Dustproof typ

導程 Lead

200	200mm

出軸方向 Solid Shaft DirectionW

F	向前 Forward
B	向後 Backward

馬達安裝位置 Motor Position

CM	直接安裝 Direct Installation
PH	前側間接 Frontside Parallel
PU	後側間接 Backside Parallel
PD	下側間接 Underneath Parallel

馬達廠牌、功率 Motor Brand、Power Output

M	三菱 Mitsubishi	75	-
P	松下 Yaskawa	1.0	1000W
T	台達 Delta	2.0	-

感應器 Limit Sensor

外掛型 Out Side	
3	3只 3 PCS
4	4只 4 PCS
無SENSOR No Sensor	

產品基本規格 Specification

馬達輸出 Motor Power (W)	1000 中慣量	
額定扭矩 Torque (Nm)	4.77	
同步带規格 Toothed Belt Spec.	STD-5M 45 X 6	
重複定位精度 Rep. Accuracy (mm)	±0.1	
減速比配置 Reducer Ratio Config.	同步輪 Timing Pulleys	減速機 Gear Reducer
	1:2~1:3	1:3 ~ 1:10
同步带導程 Toothed Belt Pitch (mm)	200	
最高速度 Max. Speed (mm/s)	5000	
行程範圍 Stroke Range (mm)	100...12000 / 50 間隔 Pitch	

最大負載值 Max. Load (kg)	160	水平 Hortzontal	160
		側掛 Sidehang	120
導軌規格 Guide Spec.	W25×H12.5		
光電開關 Optical Proximity Sensor	PM-T45		

光電開關接綫圖 Optiacal Proximity Sensor Wiring Diagram

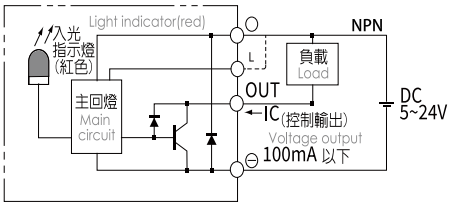

容許負載力距表 Allowable Overhang

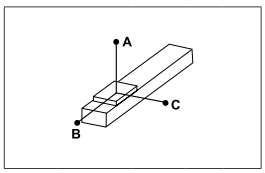

(單位 Unit : mm)

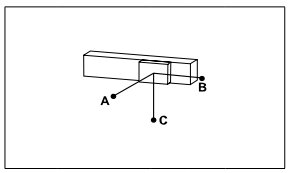

(單位 Unit : mm)

水平安裝 Horizontal Installation		A	B	C
導程 5 Lead	40kg	2000	252	220
	60kg	1552	196	172
	100kg	1340	156	136
導程 10 Lead	30kg	1288	224	188
	50kg	1020	172	144
	80kg	844	136	116
導程 25 Lead	25kg	608	244	180
	40kg	452	180	132
	60kg	356	140	104

側掛安裝 Sidehang Installation		A	B	C
導程 5 Lead	30kg	200	224	1800
	40kg	164	184	1484
	60kg	136	156	1340
導程 10 Lead	25kg	168	200	80
	35kg	140	164	976
	50kg	116	136	844
導程 25 Lead	20kg	168	224	560
	25kg	124	168	424
	35kg	104	140	356

靜態容許負載力矩 Static Loading Moment

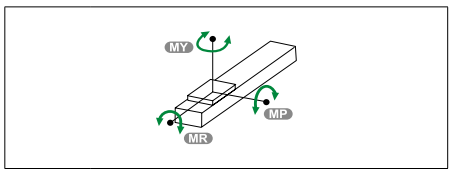

(單位 Unit : Nm)

MY	450
MP	450
MR	145

※力距表所表示的數據，代表重心。
The torque value in the chart indicate the center of gravity。
※倒吊使用無法套用標準規範，如有需求請洽詢我司業務。
Data information is not for ceiling-mount inverse use.Contact us for the details if you want to apply ceiling-mount inverse usage.

常用伺服電機尺寸參考數據 Common servo motor size reference data

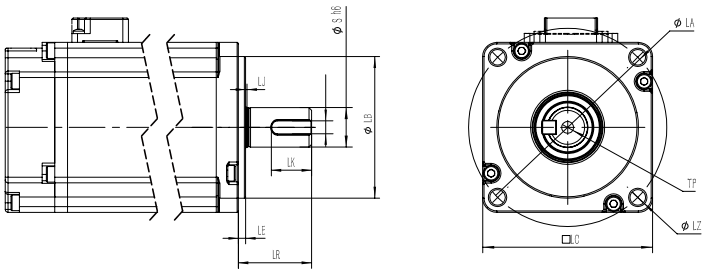

功率(W) Power Output	品牌 Motor Brand	識別代號 Identification code	S	LR	LA	W	LZ	LB	LE
1000W	三菱 Mitsubishi	M	24	55	145	8	Ø9	110	3
1000W	松下 Yaskawa	P	22	55	165	8	Ø9	110	6
1000W	台達 Delta	T	22	55	145	8	Ø9	110	6

向前出軸馬達直接安裝/向前出軸馬達間接安裝
Solid sharft front motor direct installation / Solid shaft front motor parallel installation

FD 向前出軸馬達直接安裝 Solid sharft front motor direct installation

單位 Unit: mm

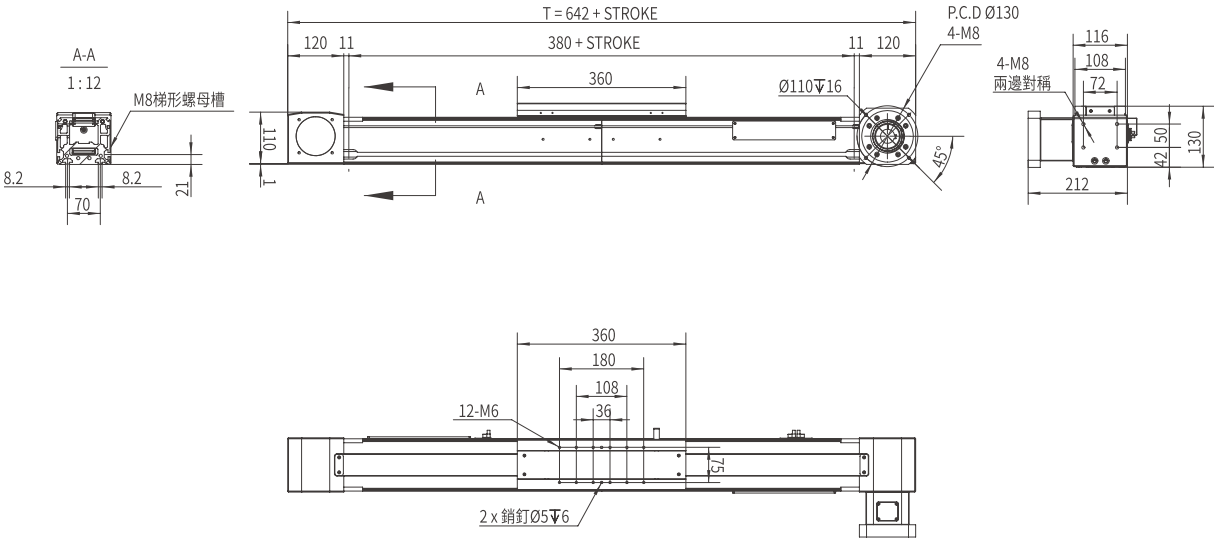

FP 向前出軸馬達間接安裝裝 Solid shaft front motor parallel installation

單位 Unit: mm

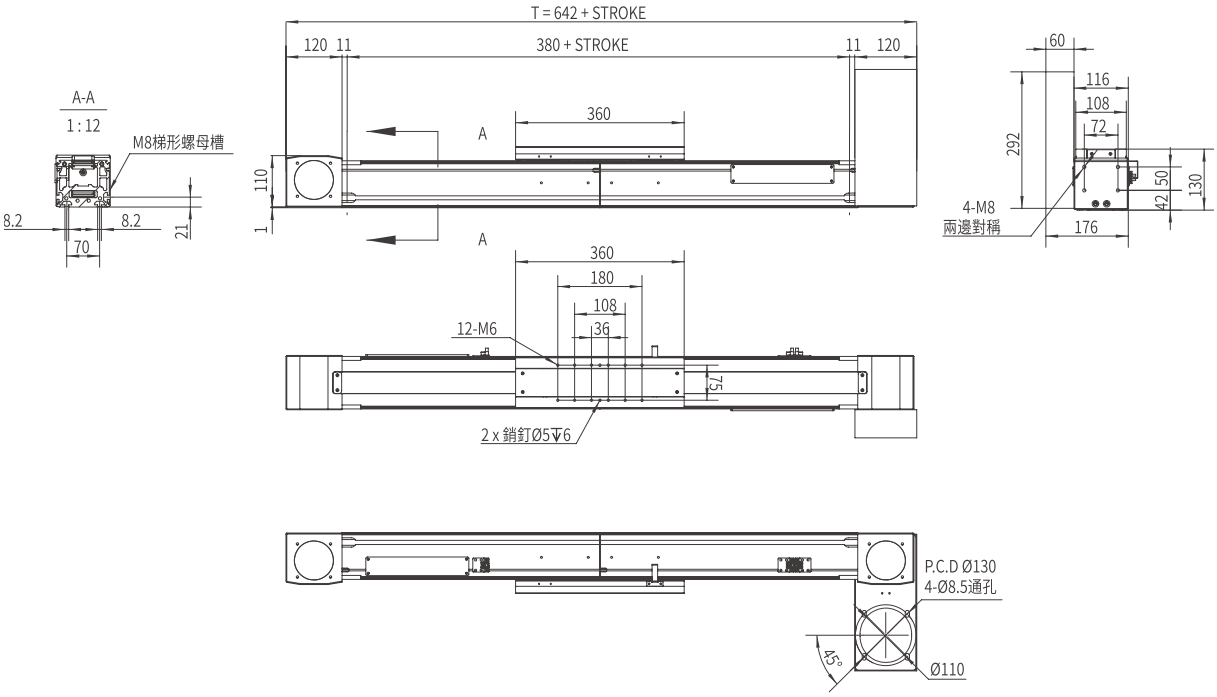

向後出軸馬達直接安裝/向後出軸馬達間接安裝
Solid sharft back motor direct installation / Solid shaft back motor parallel installation

BD 向前出軸馬達直接安裝 Solid sharft back motor direct installation

單位 Unit: mm

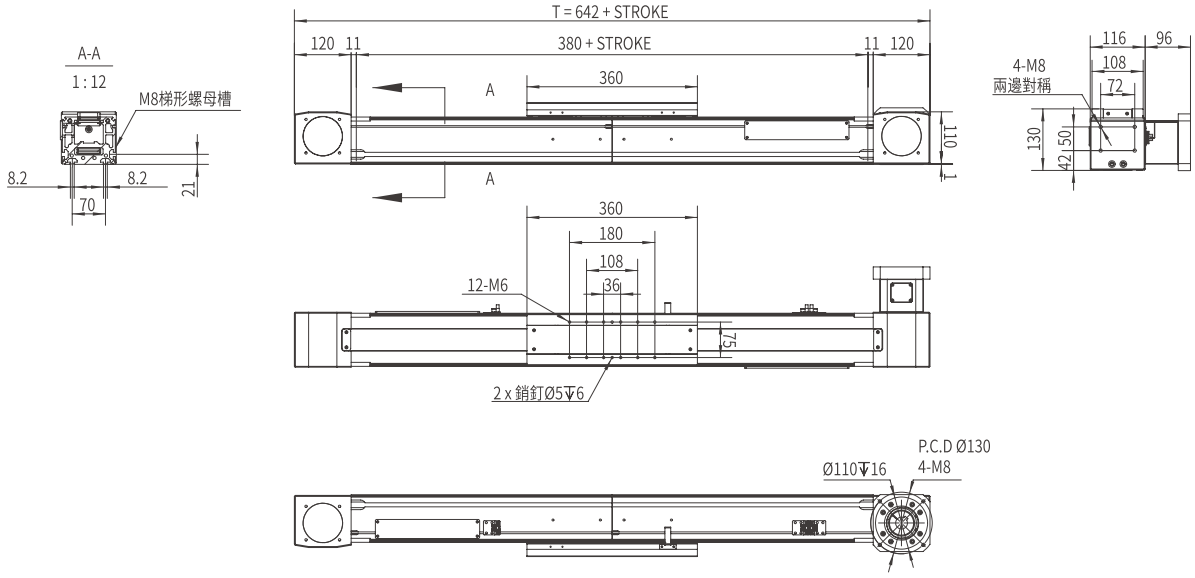

BP 向前出軸馬達間接安裝裝 Solid shaft back motor parallel installation

單位 Unit: mm

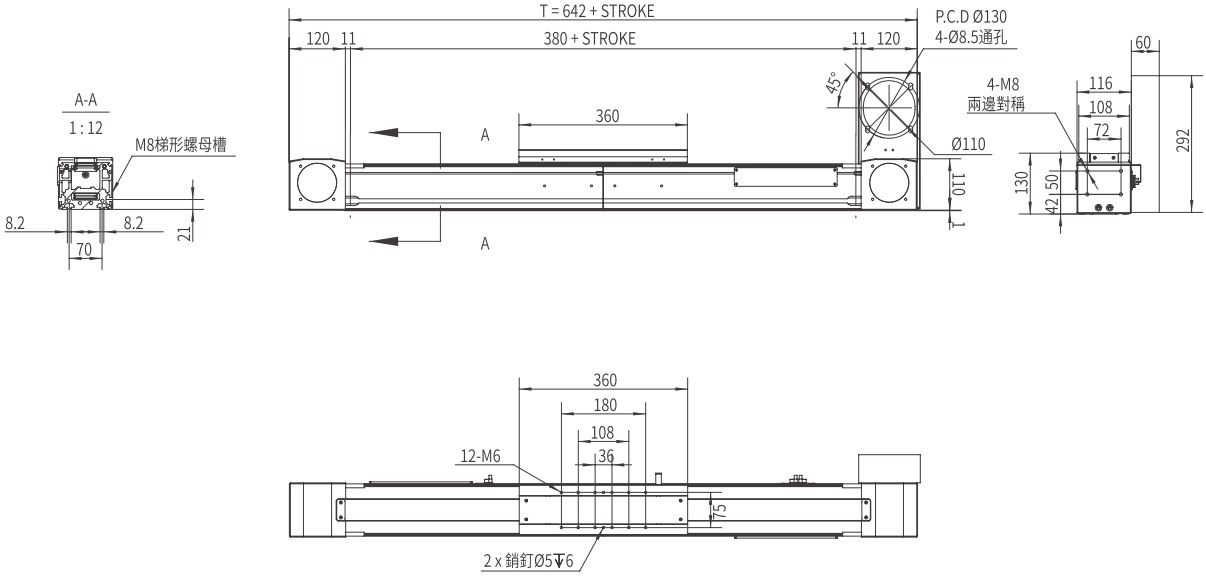

MEMO

電動缸系列

AMCC Series

輕載型活塞桿電動缸模組

COMPACT SPINDLE DRIVE CYLINDER ACTUATOR MODUL

CONTENTS

一般環境 / 螺桿式樣 Standard/Ball Screw

AMCC-16	本體寬幅 Width	34mm
	最大行程 Max.stroke	150mm
	最大負載 Max.load	8kg
AMCC-16R	本體寬幅 Width	34mm
	最大行程 Max.stroke	150mm
	最大負載 Max.load	8kg
AMCC-16L	本體寬幅 Width	34mm
	最大行程 Max.stroke	150mm
	最大負載 Max.load	8kg
AMCC-25	本體寬幅 Width	43mm
	最大行程 Max.stroke	400mm
	最大負載 Max.load	20kg
AMCC-25R	本體寬幅 Width	43mm
	最大行程 Max.stroke	250mm
	最大負載 Max.load	20kg
AMCC-25L	本體寬幅 Width	43mm
	最大行程 Max.stroke	250mm
	最大負載 Max.load	20kg

AMCC-32	本體寬幅 Width	51mm
	最大行程 Max.stroke	500mm
	最大負載 Max.load	40kg
AMCC-32R	本體寬幅 Width	51mm
	最大行程 Max.stroke	300mm
	最大負載 Max.load	40kg
AMCC-32L	本體寬度 Width	51mm
	最大行程 Max.stroke	300mm
	最大荷重 Max.payload	40kg

C

輕載型活塞桿電動缸模組

LIGHT LOAD SPINDLE DRIVE CYLINDER ACTUATOR

AMCC-16



此圖僅供參考，出貨規格詳見尺寸圖面

The picture is just for the reference. Please check the the actual dimensions on the drawing.

型號表示方式 Ordering Method

AMCC - 16 - L2 - 100 - D - S28 - S3 - 0000

輕載型活塞桿 Light load Spindle Drive

特注式樣 Special Order No.

行程 Stroke

50-150mm
50間隔 50 mm Pitch

※行程50限定只能安裝2組光電。Limitations while stroke is 50 only install 2 sets of optoelectronics.

馬達廠牌、功率 Motor Brand、Power Output

S	步進 Steper	28步進	28步進
M	三菱 Mitsubishi	5	50W
P	松下 Yaskawa	-	-
T	台達 Delta	-	-
J	美杰康 Jiemeikang	-	-
H	汇川 Inovance	-	-

模組寬度 Module width

16	16mm

導程 Lead

2	02mm
6	06mm

馬達安裝位置 Motor Position

D	直接安裝 Direct Installation
PJ	法蘭間接安裝 Parallel Flange Instl.

開關數 Number of Sensors

S3	3 個開關 3x Sensors
Sn	n 個開關 nx Sensors

產品基本規格 Specification

馬達輸出 Motor Power (W)		28 步進 / 50	
額定扭矩 Torque (Nm)		0.09 / 0.16	
螺桿等級 Ball Screw Level		C7轉造 Rolled Ball Screw	
重複定位精度 Rep. Accuracy (mm)		±0.02	
活塞桿旋轉角度 Max. Piston Rod Rotate Angle		±0.3°	
螺桿規格 Ball Screw Spec.	Φ08	02	06
額定推力 Nominal Thrust (N)	28步進	220	75
	50W	400	130
最高速度 Max. Speed (mm/s)		40 / 100	120 / 300
行程範圍 Stroke Range (mm)		50..150	
最大負載值 Max. Load (kg)		8	
最大驅動扭矩 Max. Driving Torque (Nm)		1	
面積二次矩 2nd moment of area	L_{xx} (cm⁴)	8	
	L_{yy} (cm⁴)	8	
0mm行程基本重量 Basic Weight for 0mm Stroke (kg)		0.248	
每100mm行程增加重量 Additional Weight per 100mm (kg)		0.274	

磁簧開關 Proximity Sensor	CS1-M-1M 觸點式1米 1m Contact Type
	CS1-MN-1M 無觸點NPN型1米* 1m Contactless NPN Transistor
	CS1-MP-1M 無觸點PNP型1米* 1m Contactless PNP Transistor

磁簧開關接綫圖 Proximyty Sensor Wiring Diagram

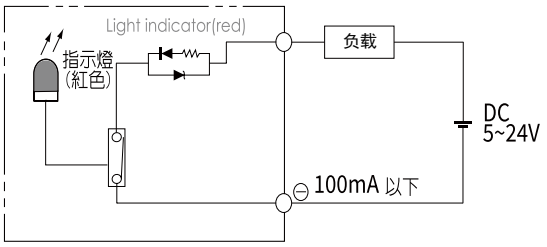

28步進電機示意圖 Schematic diagram of motor

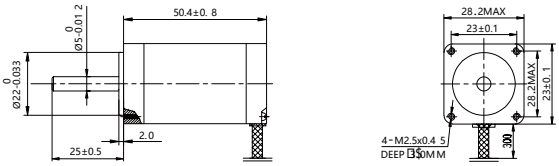

常用伺服電機尺寸參考數據 Common servo motor size reference data

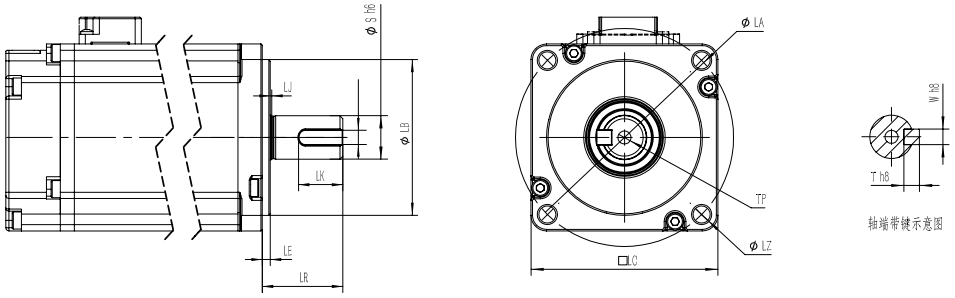

功率(W) Power Output	品牌 Motor Brand	識別代號 Identification code	S	LR	LA	W	LZ	LB	LE
50W	三菱 Mitsubishi	M	8	25	46	3（深1.0）	M4	30	2.5
50W	松下Yaskawa	P	8	25	45	3（深1.8）	M3	30	3
50W	台達Delta	T	8	25	46	3（深1.8）	M4	30	2.5
50W	杰美康Jiemeikang	J	8	25	46	3（深1.0）	M4	30	2.5
50W	匯川Inovance	H	8	25	46	3	M4	30	2.5

馬達直接安裝/法蘭間接按裝
Motor Direct Installation / Parallel Flange Installation

D 馬達直接安裝 Motor Direct Installation

單位 Unit: mm

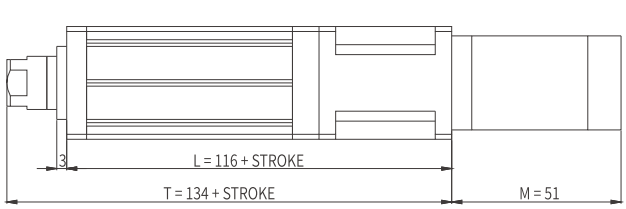

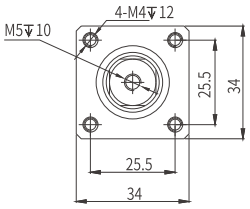

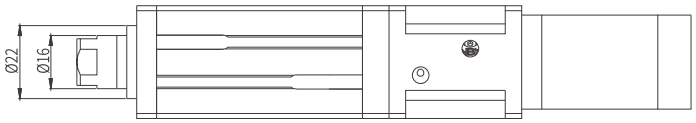

PJ 法蘭間接按裝 Parallel Flange Installation

單位 Unit: mm

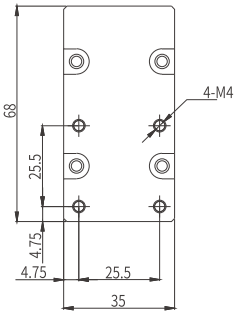

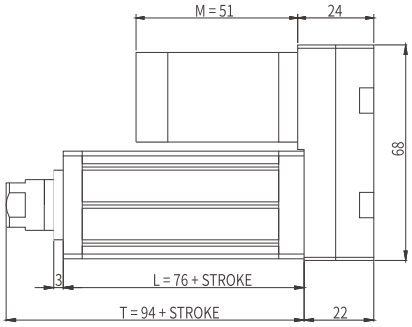

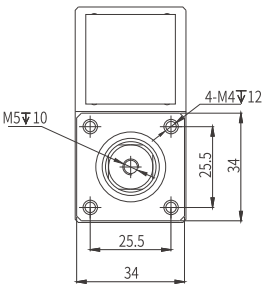

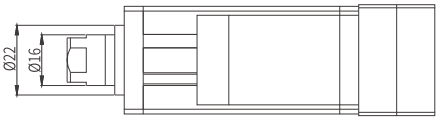

C 輕載型活塞桿電動缸模組

LIGHT LOAD SPINDLE DRIVE CYLINDER ACTUATOR

AMCC-16L



此圖僅供參考，出貨規格詳見尺寸圖面

The picture is just for the reference. Please check the the actual dimensions on the drawing.

型號表示方式 Ordering Method

AMCC - 16L - L2 - 100 - D - S28 - S3 - 0000

輕載型活塞桿 Light load Spindle Drive

特注式樣 Special Order No.

行程 Stroke

50-150mm
50間隔 50 mm Pitch

※行程50限定只能安裝2組光電。Limitations while stroke is 50 only install 2 sets of optoelectronics.

模組寬度 Module width

16	16mm
L	導軌活塞杆 Linear Guide Spindle Driver

導程 Lead

2	02mm
6	06mm

馬達安裝位置 Motor Position

D	直接安裝 Direct Installation
LP	法蘭左側安裝 Left Parallel Flange Instl.
RP	法蘭右側安裝 Right Parallel Flange Instl.

馬達廠牌、功率 Motor Brand、Power Output

S	步進 Steper	28步進	28步進
M	三菱 Mitsubishi	5	50W
P	松下 Yaskawa	-	-
T	台達 Delta	-	-
J	美杰康 Jiemeikang	-	-
H	汇川 Inovance	-	-

開關數 Number of Sensors

S3	3 個開關 3x Sensors
Sn	n 個開關 nx Sensors

產品基本規格 Specification

馬達輸出 Motor Power (W)		28 步進 / 50	
額定扭矩 Torque (Nm)		0.09 / 0.16	
螺桿等級 Ball Screw Level		C7轉造 Rolled Ball Screw	
重複定位精度 Rep. Accuracy (mm)		±0.02	
活塞桿旋轉角度 Max. Piston Rod Rotate Angle		±0.06°	
螺桿規格 Ball Screw Spec.	Φ08	02	05
額定推力 Nominal Thrust (N)	28步進	220	75
	50W	400	130
最高速度 Max. Speed (mm/s)		40 / 100	120 / 300
行程範圍 Stroke Range (mm)		50...150	
最大負載值 Max. Load (kg)		6	
最大驅動扭矩 Max. Driving Torque (Nm)		1	
面積二次矩 2nd moment of area	L_{xx} (cm⁴)	8	
	L_{yy} (cm⁴)	8	
0mm行程基本重量 Basic Weight for 0mm Stroke (kg)		0.248	
每100mm行程增加重量 Additional Weight per 100mm (kg)		0.274	

磁簧開關 Proximity Sensor	CS1-M-1M 觸點式1米 1m Contact Type
	CS1-MN-1M 無觸點NPN型1米* 1m Contactless NPN Transistor
	CS1-MP-1M 無觸點PNP型1米* 1m Contactless PNP Transistor

磁簧開關接綫圖 Proximyty Sensor Wiring Diagram

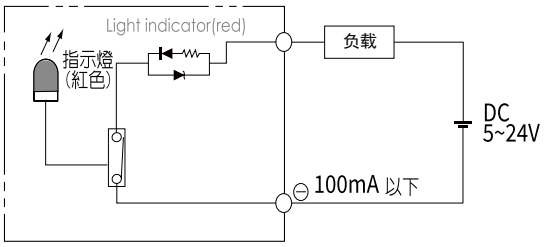

28步進電機示意圖 Schematic diagram of motor

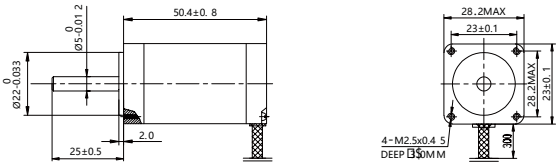

常用伺服電機尺寸參考數據 Common servo motor size reference data

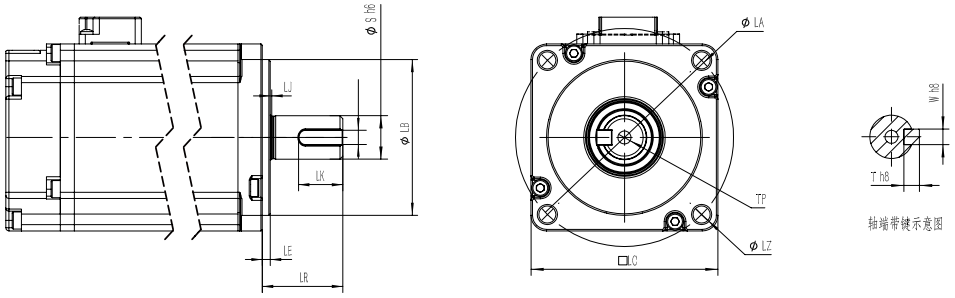

功率(W) Power Output	品牌 Motor Brand	識別代號 Identification code	S	LR	LA	W	LZ	LB	LE
50W	三菱 Mitsubishi	M	8	25	46	3（深1.0）	M4	30	2.5
50W	松下Yaskawa	P	8	25	45	3（深1.8）	M3	30	3
50W	台達Delta	T	8	25	46	3（深1.8）	M4	30	2.5
50W	杰美康Jiemeikang	J	8	25	46	3（深1.0）	M4	30	2.5
50W	匯川Inovance	H	8	25	46	3	M4	30	2.5

馬達直接安裝/法蘭左側安裝
Motor Direct Installation / Left Parallel Flange Installation

D 馬達直接安裝 Motor Direct Installation

單位 Unit: mm

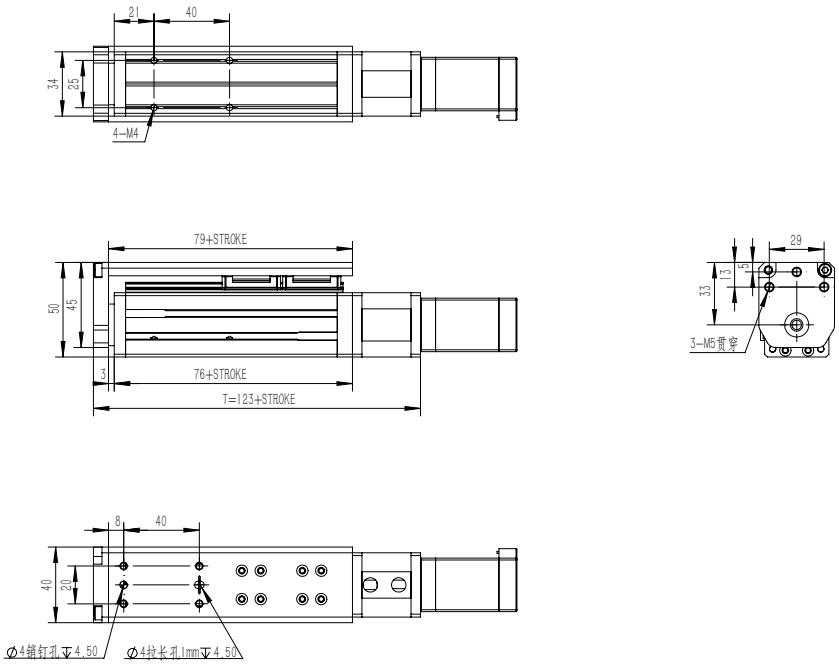

LP 法蘭左側安裝 Left Parallel Flange Installation

單位 Unit: mm

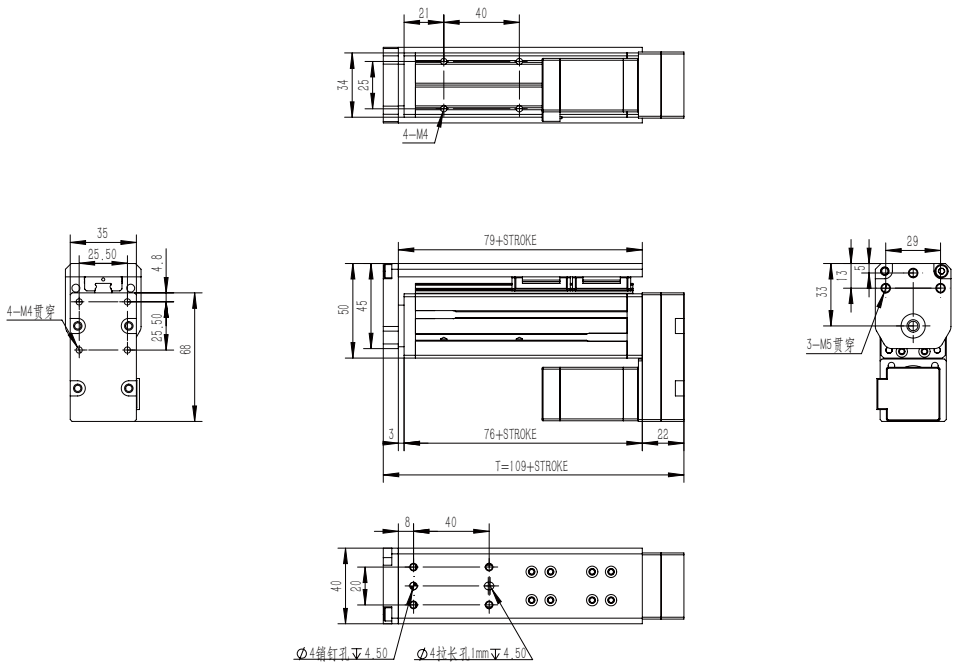

法蘭右側安裝
Right Parallel Flange Installation

RP 法蘭右側安裝 Right Parallel Flange Installation

單位 Unit: mm

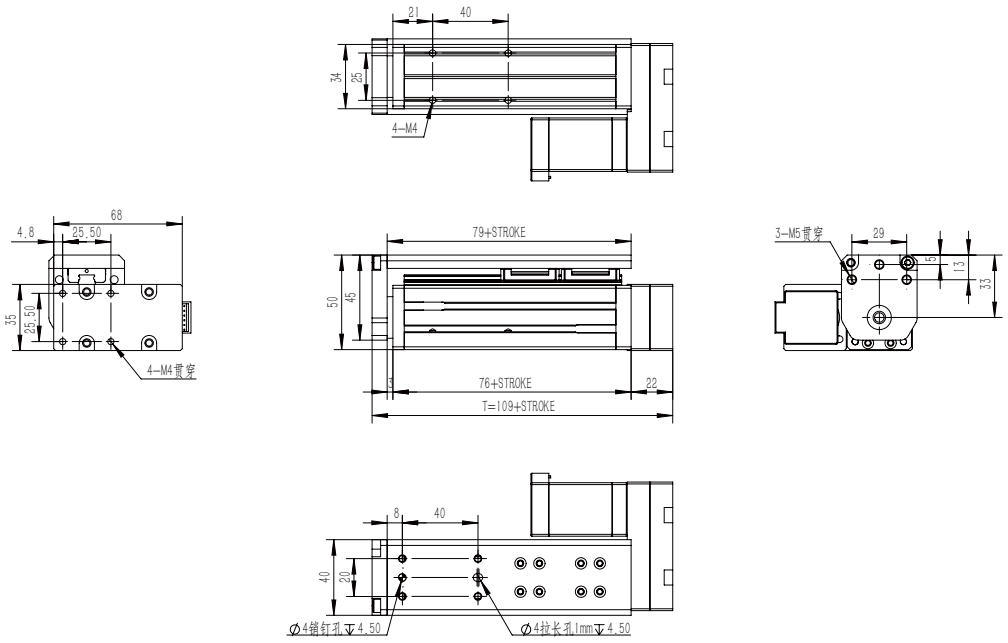

C

輕載型活塞桿電動缸模組

LIGHT LOAD SPINDLE DRIVE CYLINDER ACTUATOR

AMCC-16R



此圖僅供參考，出貨規格詳見尺寸圖面

The picture is just for the reference. Please check the the actual dimensions on the drawing.

型號表示方式 Ordering Method

AMCC - 16R - L2 - 100 - D - S28 - S3 - 0000

輕載型活塞桿 Light load Spindle Drive

特注式樣 Special Order No.

行程 Stroke

50-150mm

50間隔 50 mm Pitch

※行程50限定只能安裝2組光電。Limitations while stroke is 50 only install 2 sets of optoelectronics.

馬達廠牌、功率 Motor Brand、Power Output

S	步進 Steper	28步進	28步進
M	三菱 Mitsubishi	5	50W
P	松下 Yaskawa	-	-
T	台達 Delta	-	-
J	美杰康 Jiemeikang	-	-
H	汇川 Inovance	-	-

模組寬度 Module width

16	16mm
R	導杆活塞杆 Rod GuideSpindle Driver

導程 Lead

2	02mm
6	06mm

馬達安裝位置 Motor Position

D	直接安裝 Direct Installation
PJ	法蘭間接安裝 Parallel Flange Instl.

開關數 Number of Sensors

S3	3 個開關 3x Sensors
Sn	n 個開關 nx Sensors

產品基本規格 Specification

馬達輸出 Motor Power (W)		28 步進 / 50	
額定扭矩 Torque (Nm)		0.09 / 0.16	
螺桿等級 Ball Screw Level		C7轉造 Rolled Ball Screw	
重複定位精度 Rep. Accuracy (mm)		±0.02	
活塞桿旋轉角度 Max. Piston Rod Rotate Angle		±0.06°	
螺桿規格 Ball Screw Spec.	Φ08	02	06
額定推力 Nominal Thrust (N)	28步進	220	75
	50W	400	130
最高速度 Max. Speed (mm/s)		40 / 100	120 / 300
行程範圍 Stroke Range (mm)		50...150	
最大負載值 Max. Load (kg)		5	
最大驅動扭矩 Max. Driving Torque (Nm)		1	
面積二次矩 2nd moment of area	L_{xx} (cm⁴)	8	
	L_{yy} (cm⁴)	8	
0mm行程基本重量 Basic Weight for 0mm Stroke (kg)		0.248	
每100mm行程增加重量 Additional Weight per 100mm (kg)		0.274	

磁簧開關 Proximity Sensor	CS1-M-1M 觸點式1米 1m Contact Type
	CS1-MN-1M 無觸點NPN型1米* 1m Contactless NPN Transistor
	CS1-MP-1M 無觸點PNP型1米* 1m Contactless PNP Transistor

磁簧開關接綫圖 Proximyty Sensor Wiring Diagram

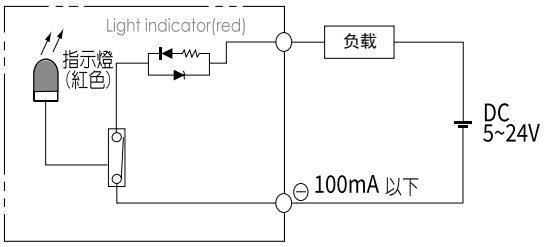

28步進電機示意圖 Schematic diagram of motor

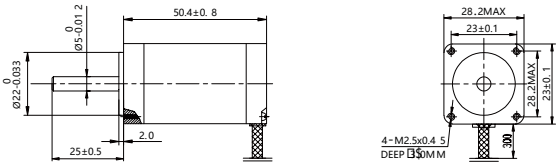

常用伺服電機尺寸參考數據 Common servo motor size reference data

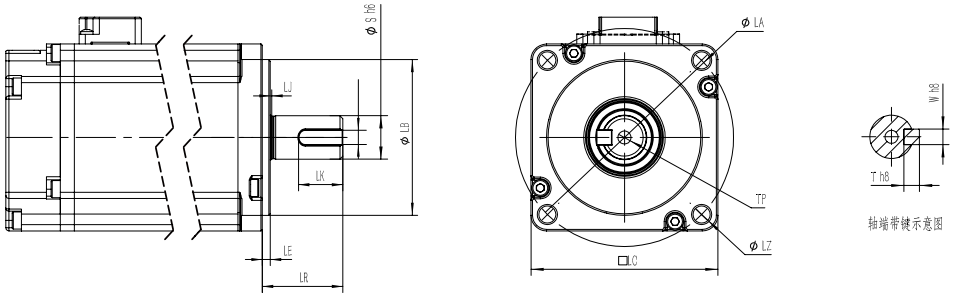

功率(W) Power Output	品牌 Motor Brand	識別代號 Identification code	S	LR	LA	W	LZ	LB	LE
50W	三菱 Mitsubishi	M	8	25	46	3（深1.0）	M4	30	2.5
50W	松下Yaskawa	P	8	25	45	3（深1.8）	M3	30	3
50W	台達Delta	T	8	25	46	3（深1.8）	M4	30	2.5
50W	杰美康Jiemeikang	J	8	25	46	3（深1.0）	M4	30	2.5
50W	匯川Inovance	H	8	25	46	3	M4	30	2.5

馬達直接安裝/法蘭間接按裝
Motor Direct Installation / Parallel Flange Installation

D 馬達直接安裝 Motor Direct Installation

單位 Unit: mm

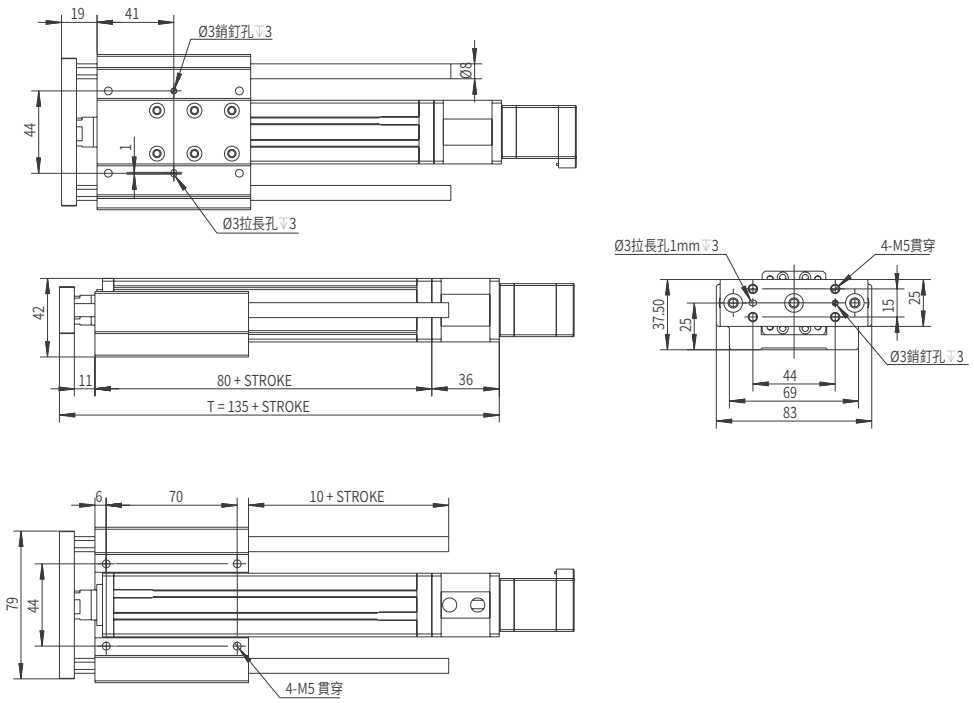

PJ 法蘭間接按裝 Parallel Flange Installation

單位 Unit: mm

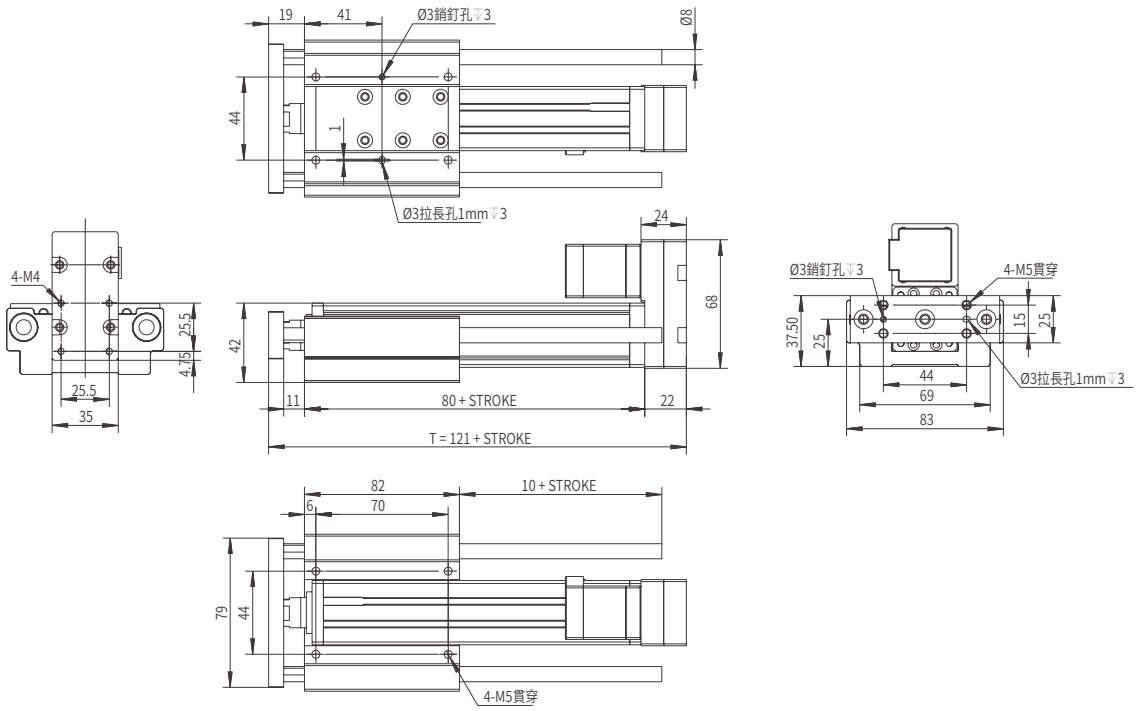

C 輕載型活塞桿電動缸模組

LIGHT LOAD SPINDLE DRIVE CYLINDER ACTUATOR

AMCC-25

此圖僅供參考，出貨規格詳見尺寸圖面

The picture is just for the reference. Please check the the actual dimensions on the drawing.

型號表示方式 Ordering Method

AMCC - 25 - L5 - 100 - D - S42 - S3 - 0000

- AMCC：輕載型活塞桿 Light load Spindle Drive
- 25：模組寬度 Module width
- L5：導程 Lead
- 100：行程 Stroke
- D：馬達安裝位置 Motor Position
- S42：馬達廠牌、功率 Motor Brand、Power Output
- S3：開關數 Number of Sensors
- 0000：特注式樣 Special Order No.

行程 Stroke

50-800mm

50間隔 50 mm Pitch

※行程50限定只能安裝2組光電。Limitations while stroke is 50 only install 2 sets of optoelectronics.

模組寬度 Module width

25	25mm

導程 Lead

5	05mm
10	10mm

馬達安裝位置 Motor Position

D	直接安裝 Direct Installation
PJ	法蘭間接安裝 Parallel Flange Instl.

馬達廠牌、功率 Motor Brand、Power Output

S	步進 Steper	42步進	42步進
M	三菱 Mitsubishi	10	100W
P	松下 Yaskawa	-	-
T	台達 Delta	-	-
J	美杰康 Jiemeikang	-	-
H	汇川 Inovance	-	-

開關數 Number of Sensors

S3	3 個開關 3x Sensors
Sn	n 個開關 nx Sensors

產品基本規格 Specification

馬達輸出 Motor Power (W)		42步進 / 100	
額定扭矩 Torque (Nm)		0.25 / 0.32	
螺桿等級 Ball Screw Level		C7轉造 Rolled Ball Screw	
重複定位精度 Rep. Accuracy (mm)		±0.02	
活塞桿旋轉角度 Max. Piston Rod Rotate Angle		±0.3°	
螺桿規格 Ball Screw Spec.	Φ12	05	10
額定推力 Nominal Thrust (N)	42步進	250	125
	100W	340	170
最高速度 Max. Speed (mm/s)		50 / 250	100 / 500
行程範圍 Stroke Range (mm)		50..250	
最大負載值 Max. Load (kg)		10	
最大驅動扭矩 Max. Driving Torque (Nm)		2	
面積二次矩 2nd moment of area	L_{xx} (cm⁴)	21	
	L_{yy} (cm⁴)	21	
0mm行程基本重量 Basic Weight for 0mm Stroke (kg)		0.587	
每100mm行程增加重量 Additional Weight per 100mm (kg)		0.485	

磁簧開關 Proximity Sensor	CS1-M-1M 觸點式1米 1m Contact Type
	CS1-MN-1M 無觸點NPN型1米* 1m Contactless NPN Transistor
	CS1-MP-1M 無觸點PNP型1米* 1m Contactless PNP Transistor

磁簧開關接綫圖 Proximyty Sensor Wiring Diagram

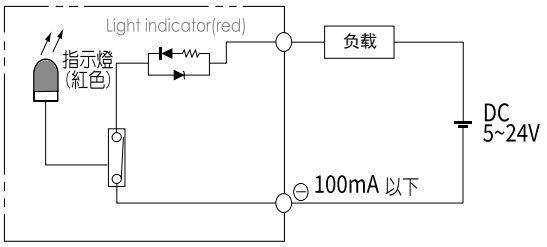

42步進電機示意圖 Schematic diagram of motor

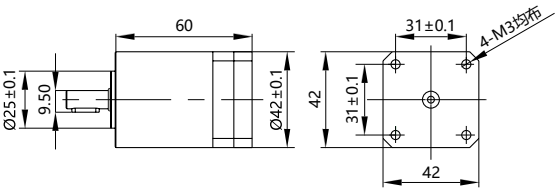

常用伺服電機尺寸參考數據 Common servo motor size reference data

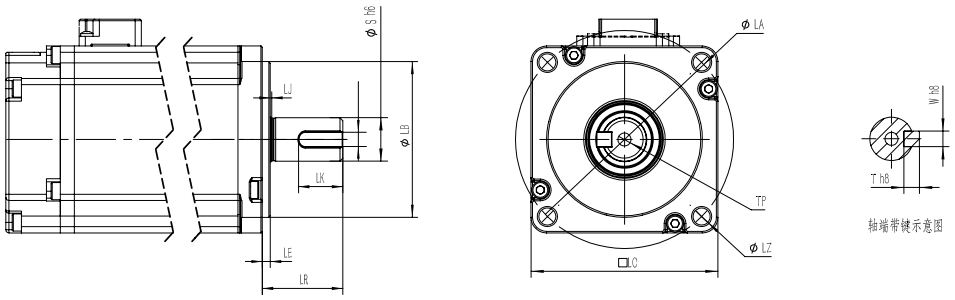

功率(W) Power Output	品牌 Motor Brand	識別代號 Identification code	S	LR	LA	W	LZ	LB	LE
100W	三菱 Mitsubishi	M	8	25	46	3（深1.0）	M4	30	2.5
100W	松下Yaskawa	P	8	25	45	3（深1.8）	M3	30	3
100W	台達Delta	T	8	25	46	3（深1.8）	M4	30	2.5
100W	杰美康Jiemeikang	J	8	25	46	3（深1.0）	M4	30	2.5
100W	匯川Inovance	H	8	25	46	3	M4	30	2.5

馬達直接安裝/法蘭間接按裝
Motor Direct Installation / Parallel Flange Installation

D 馬達直接安裝 Motor Direct Installation

單位 Unit: mm

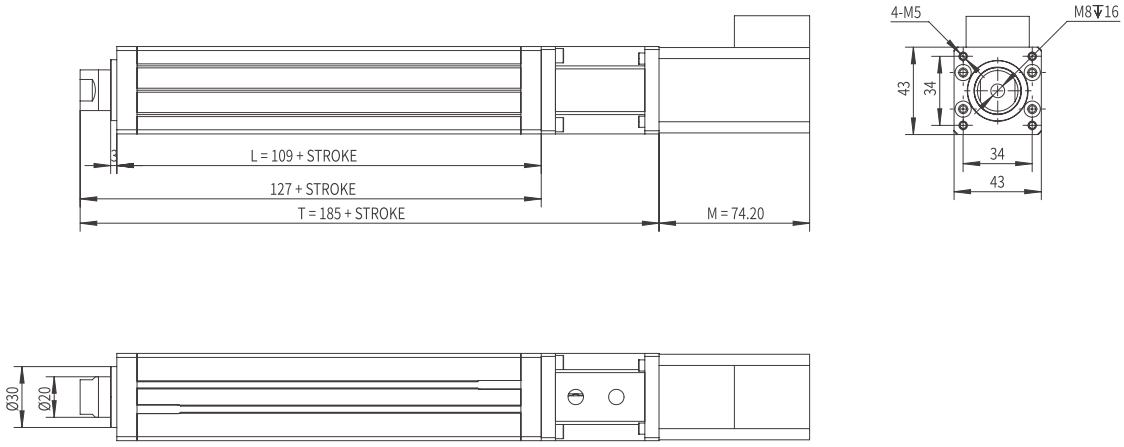

PJ 法蘭間接按裝 Parallel Flange Installation

單位 Unit: mm

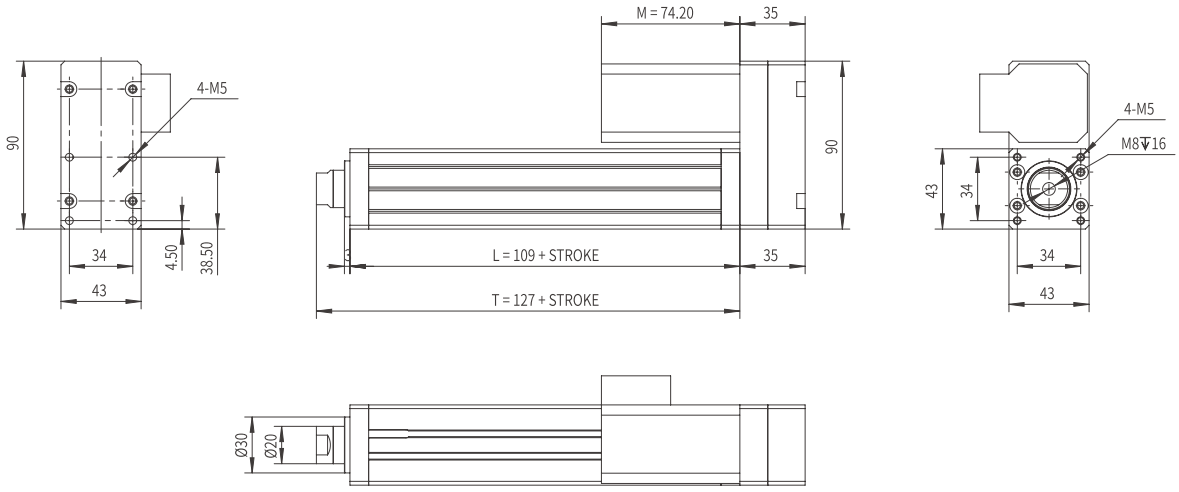

C

輕載型活塞桿電動缸模組

LIGHT LOAD SPINDLE DRIVE CYLINDER ACTUATOR

AMCC-25L

此圖僅供參考，出貨規格詳見尺寸圖面

The picture is just for the reference. Please check the the actual dimensions on the drawing.

型號表示方式 Ordering Method

AMCC - 25L - L5 - 100 - D - S42 - S3 - 0000

輕載型活塞桿 Light load Spindle Drive

特注式樣 Special Order No.

行程 Stroke

50-250mm
50間隔 50 mm Pitch

※行程50限定只能安裝2組光電。Limitations while stroke is 50 only install 2 sets of optoelectronics.

模組寬度 Module width

25	25mm
L	導軌活塞杆 Linear Guide Spindle Driver

導程 Lead

5	05mm
10	10mm

馬達安裝位置 Motor Position

D	直接安裝 Direct Installation
LP	法蘭左側安裝 Left Parallel Flange Instl.
RP	法蘭右側安裝 Right Parallel Flange Instl.

馬達廠牌、功率 Motor Brand、Power Output

S	步進 Steper	42步進	42步進
M	三菱 Mitsubishi	10	100W
P	松下 Yaskawa	-	-
T	台達 Delta	-	-
J	美杰康 Jiemeikang	-	-
H	汇川 Inovance	-	-

開關數 Number of Sensors

S3	3 個開關 3x Sensors
Sn	n 個開關 nx Sensors

產品基本規格 Specification

馬達輸出 Motor Power (W)		42步進 / 100	
額定扭矩 Torque (Nm)		0.25 / 0.32	
螺桿等級 Ball Screw Level		C7轉造 Rolled Ball Screw	
重複定位精度 Rep. Accuracy (mm)		±0.02	
活塞桿旋轉角度 Max. Piston Rod Rotate Angle		±0.06°	
螺桿規格 Ball Screw Spec.	Φ12	05	10
額定推力 Nominal Thrust (N)	42步進	250	125
	100W	340	170
最高速度 Max. Speed (mm/s)		50 / 250	100 / 500
行程範圍 Stroke Range (mm)		50...250	
最大負載值 Max. Load (kg)		10	
最大驅動扭矩 Max. Driving Torque (Nm)		2	
面積二次矩 2nd moment of area	L_{xx} (cm⁴)	21	
	L_{yy} (cm⁴)	21	
0mm行程基本重量 Basic Weight for 0mm Stroke (kg)		0.587	
每100mm行程增加重量 Additional Weight per 100mm (kg)		0.485	

磁簧開關 Proximity Sensor	CS1-M-1M 觸點式1米 1m Contact Type
	CS1-MN-1M 無觸點NPN型1米* 1m Contactless NPN Transistor
	CS1-MP-1M 無觸點PNP型1米* 1m Contactless PNP Transistor

磁簧開關接綫圖 Proximyty Sensor Wiring Diagram

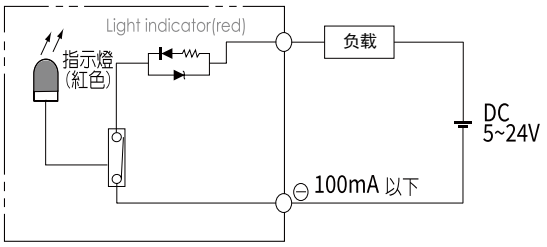

42步進電機示意圖 Schematic diagram of motor

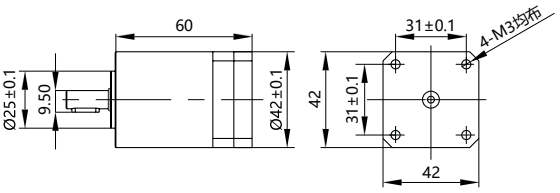

常用伺服電機尺寸參考數據 Common servo motor size reference data

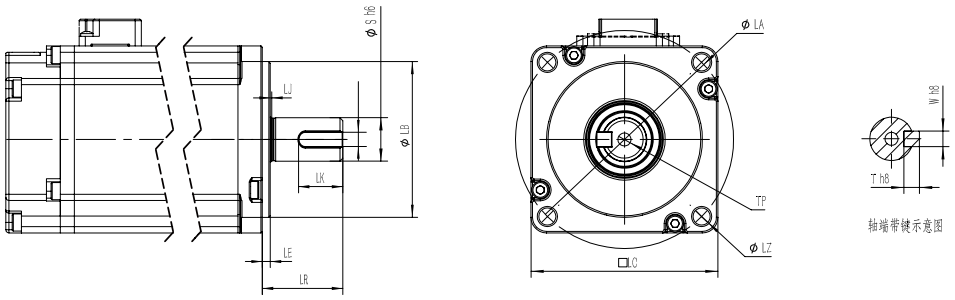

功率(W) Power Output	品牌 Motor Brand	識別代號 Identification code	S	LR	LA	W	LZ	LB	LE
100W	三菱 Mitsubishi	M	8	25	46	3（深1.0）	M4	30	2.5
100W	松下Yaskawa	P	8	25	45	3（深1.8）	M3	30	3
100W	台達Delta	T	8	25	46	3（深1.8）	M4	30	2.5
100W	杰美康Jiemeikang	J	8	25	46	3（深1.0）	M4	30	2.5
100W	匯川Inovance	H	8	25	46	3	M4	30	2.5

馬達直接安裝/法蘭左側安裝
Motor Direct Installation / Left Parallel Flange Installation

D 馬達直接安裝 Motor Direct Installation

單位 Unit: mm

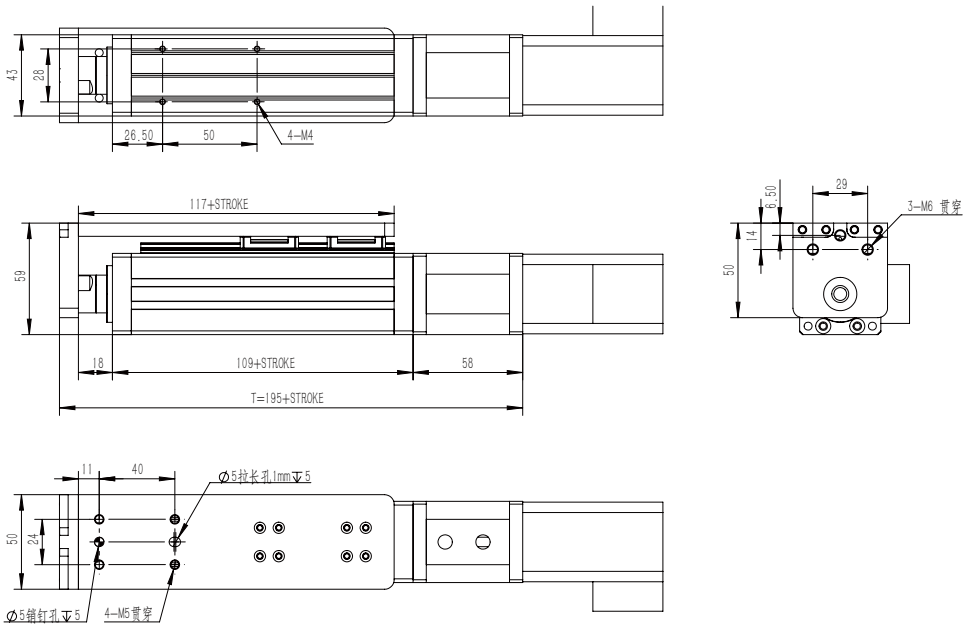

LP 法蘭左側安裝 Left Parallel Flange Installation

單位 Unit: mm

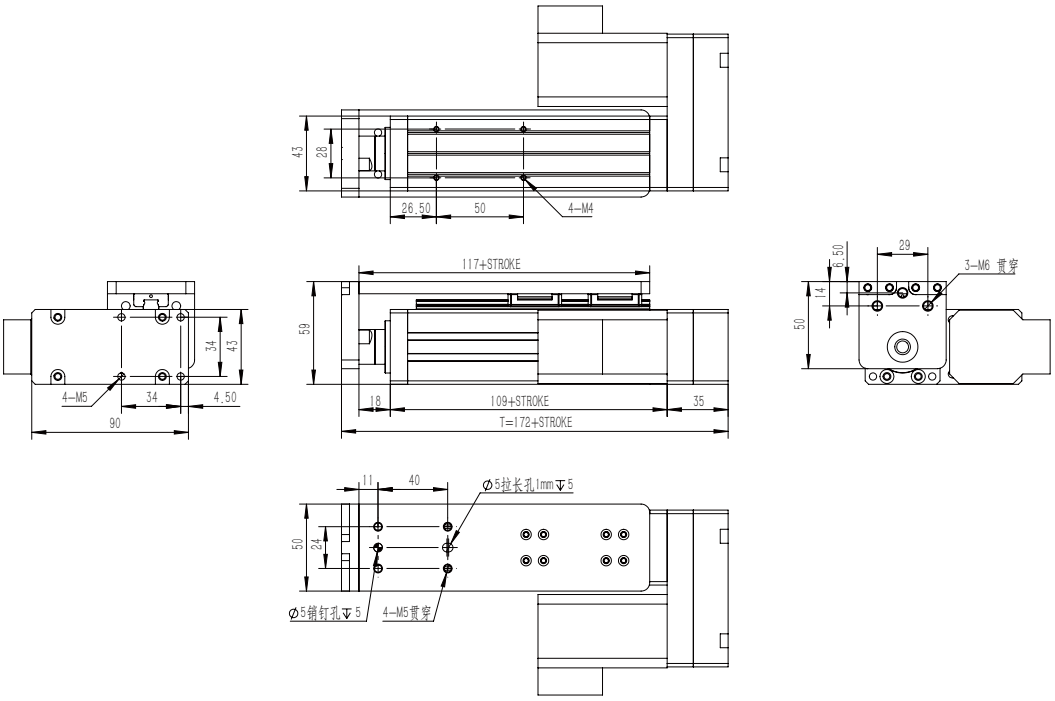

法蘭右側安裝
Right Parallel Flange Installation

RP 法蘭右側安裝 Right Parallel Flange Installation

單位 Unit: mm

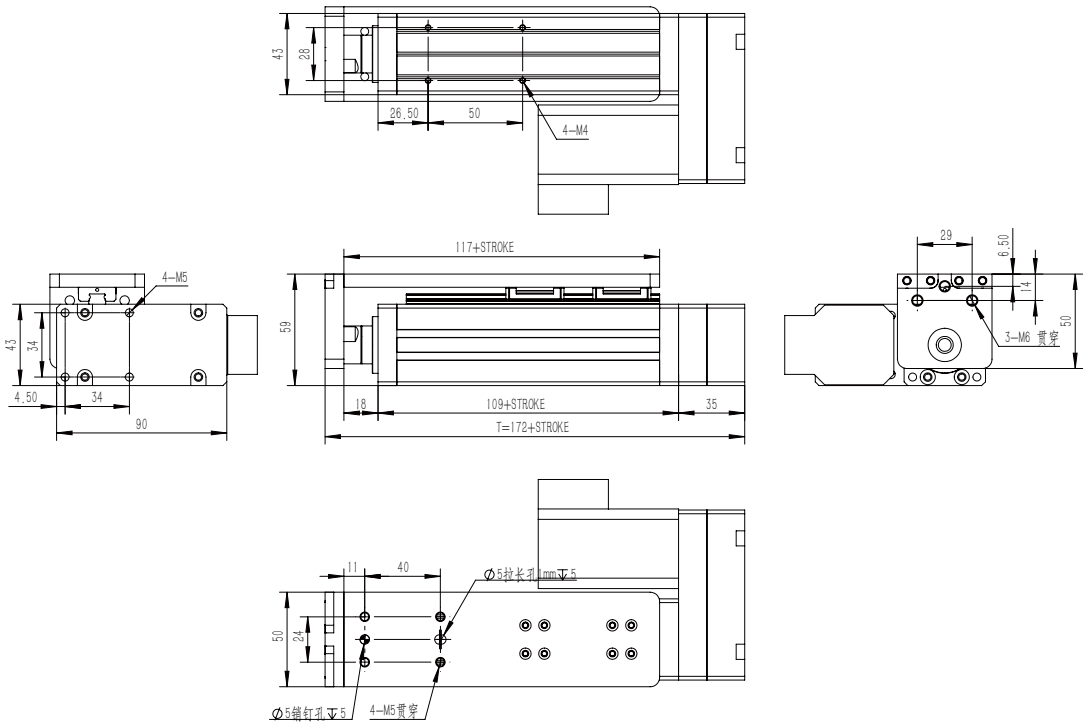

C 輕載型活塞桿電動缸模組

LIGHT LOAD SPINDLE DRIVE CYLINDER ACTUATOR

AMCC-25R



此圖僅供參考，出貨規格詳見尺寸圖面

The picture is just for the reference. Please check the the actual dimensions on the drawing.

型號表示方式 Ordering Method

AMCC - 25R - L5 - 100 - D - S42 - S3 - 0000

輕載型活塞桿 Light load Spindle Drive

特注式樣 Special Order No.

行程 Stroke

50-250mm
50間隔 50 mm Pitch

※行程50限定只能安裝2組光電。Limitations while stroke is 50 only install 2 sets of optoelectronics.

馬達廠牌、功率 Motor Brand、Power Output

S	步進 Steper	42步進	42步進
M	三菱 Mitsubishi	10	100W
P	松下 Yaskawa	-	-
T	台達 Delta	-	-
J	美杰康 Jiemeikang	-	-
H	汇川 Inovance	-	-

模組寬度 Module width

25	25mm
R	導杆活塞杆 Rod GuideSpindle Driver

導程 Lead

5	05mm
10	10mm

馬達安裝位置 Motor Position

D	直接安裝 Direct Installation
PJ	法蘭間接安裝 Parallel Flange Instl.

開關數 Number of Sensors

S3	3 個開關 3x Sensors
Sn	n 個開關 nx Sensors

產品基本規格 Specification

馬達輸出 Motor Power (W)		42步進 / 100	
額定扭矩 Torque (Nm)		0.25 / 0.32	
螺桿等級 Ball Screw Level		C7轉造 Rolled Ball Screw	
重複定位精度 Rep. Accuracy (mm)		±0.02	
活塞桿旋轉角度 Max. Piston Rod Rotate Angle		±0.06°	
螺桿規格 Ball Screw Spec.	Φ12	05	10
額定推力 Nominal Thrust (N)	42步進	250	125
	100W	340	170
最高速度 Max. Speed (mm/s)		50 / 250	100 / 500
行程範圍 Stroke Range (mm)		50...250	
最大負載值 Max. Load (kg)		10	
最大驅動扭矩 Max. Driving Torque (Nm)		2	
面積二次矩 2nd moment of area	L_{xx} (cm⁴)	21	
	L_{yy} (cm⁴)	21	
0mm行程基本重量 Basic Weight for 0mm Stroke (kg)		0.587	
每100mm行程增加重量 Additional Weight per 100mm (kg)		0.485	

磁簧開關 Proximity Sensor	CS1-M-1M 觸點式1米 1m Contact Type
	CS1-MN-1M 無觸點NPN型1米* 1m Contactless NPN Transistor
	CS1-MP-1M 無觸點PNP型1米* 1m Contactless PNP Transistor

磁簧開關接綫圖 Proximyty Sensor Wiring Diagram

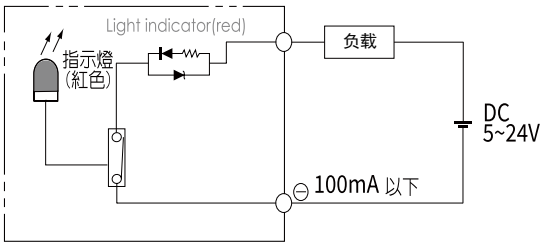

42步進電機示意圖 Schematic diagram of motor

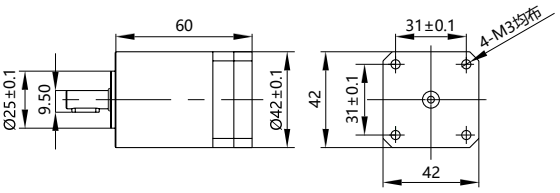

常用伺服電機尺寸參考數據 Common servo motor size reference data

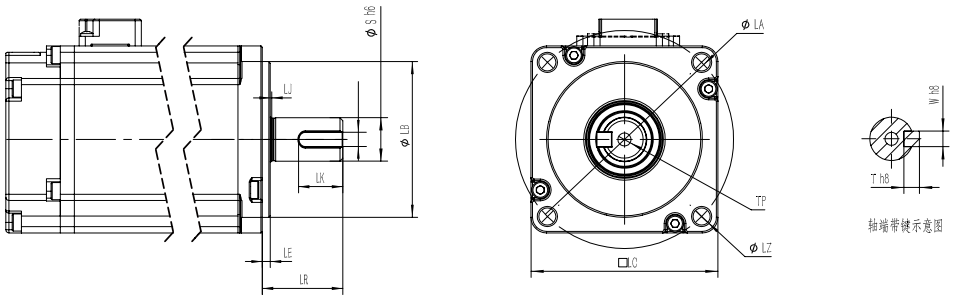

功率(W) Power Output	品牌 Motor Brand	識別代號 Identification code	S	LR	LA	W	LZ	LB	LE
100W	三菱 Mitsubishi	M	8	25	46	3（深1.0）	M4	30	2.5
100W	松下Yaskawa	P	8	25	45	3（深1.8）	M3	30	3
100W	台達Delta	T	8	25	46	3（深1.8）	M4	30	2.5
100W	杰美康Jiemeikang	J	8	25	46	3（深1.0）	M4	30	2.5
100W	匯川Inovance	H	8	25	46	3	M4	30	2.5

馬達直接安裝/法蘭間接按裝
Motor Direct Installation / Parallel Flange Installation

D 馬達直接安裝 Motor Direct Installation

單位 Unit: mm

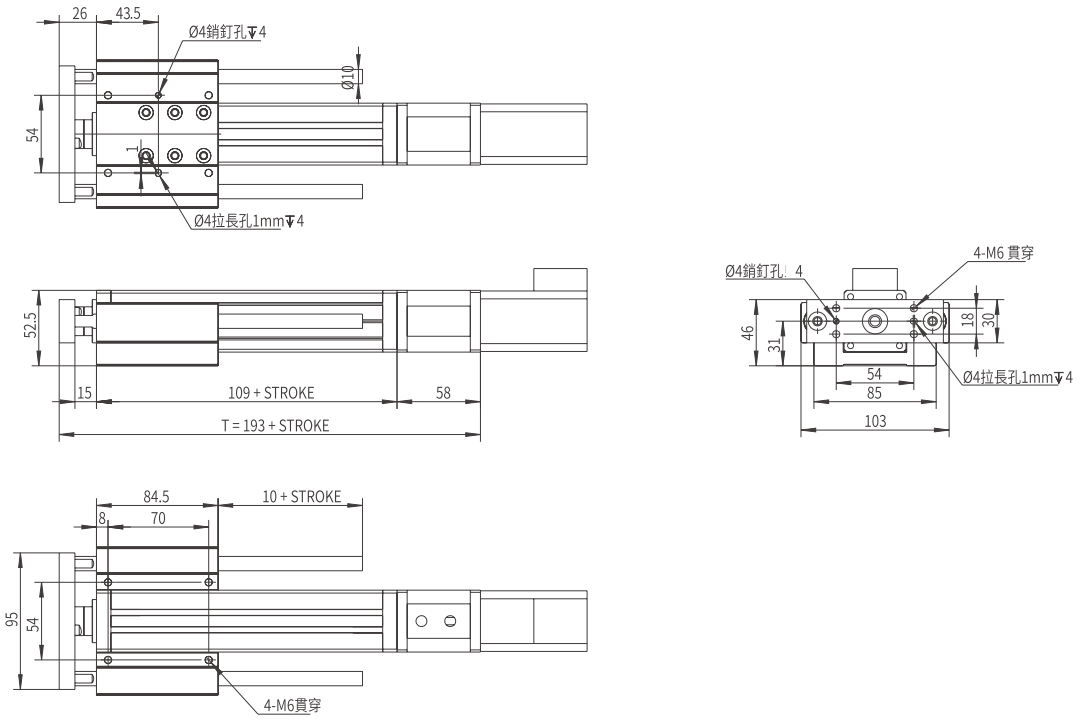

PJ 法蘭間接按裝 Parallel Flange Installation

單位 Unit: mm

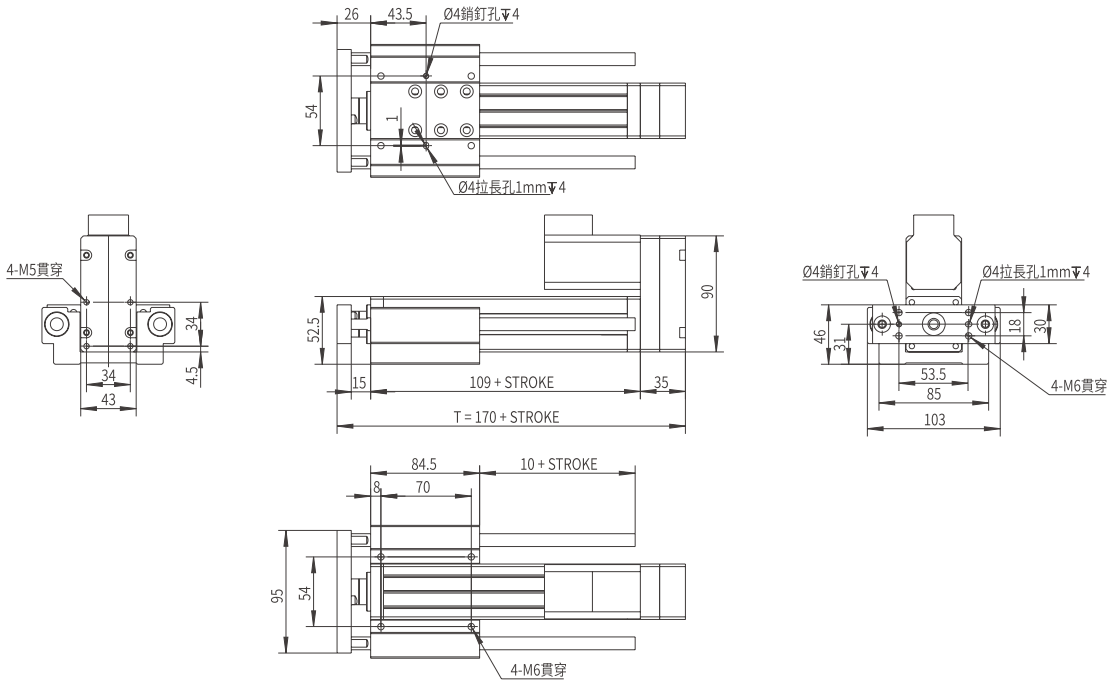

C 輕載型活塞桿電動缸模組

LIGHT LOAD SPINDLE DRIVE CYLINDER ACTUATOR

AMCC-32

此圖僅供參考，出貨規格詳見尺寸圖面

The picture is just for the reference. Please check the the actual dimensions on the drawing.

型號表示方式 Ordering Method

AMCC - 32 - L5 - 100 - D - S57 - S3 - 0000

- AMCC：輕載型活塞桿 Light load Spindle Drive
- 32：模組寬度 Module width
- L5：導程 Lead
- 100：行程 Stroke
- D：馬達安裝位置 Motor Position
- S57：馬達廠牌、功率 Motor Brand、Power Output
- S3：開關數 Number of Sensors
- 0000：特注式樣 Special Order No.

行程 Stroke

50-800mm

50間隔 50 mm Pitch

※行程50限定只能安裝2組光電。Limitations while stroke is 50 only install 2 sets of optoelectronics.

模組寬度 Module width

32	32mm

導程 Lead

5	05mm
10	10mm

馬達安裝位置 Motor Position

D	直接安裝 Direct Installation
PJ	法蘭間接安裝 Parallel Flange Instl.

馬達廠牌、功率 Motor Brand、Power Output

S	步進 Steper	57步進	57步進
M	三菱 Mitsubishi	20	200W
P	松下 Yaskawa	-	-
T	台達 Delta	-	-
J	美杰康 Jiemeikang	-	-
H	汇川 Inovance	-	-

開關數 Number of Sensors

S3	3 個開關 3x Sensors
Sn	n 個開關 nx Sensors

產品基本規格 Specification

馬達輸出 Motor Power (W)		57步進 / 200	
額定扭矩 Torque (Nm)		0.3 / 0.64	
螺桿等級 Ball Screw Level		C7轉造 Rolled Ball Screw	
重複定位精度 Rep. Accuracy (mm)		±0.02	
活塞桿旋轉角度 Max. Piston Rod Rotate Angle		±0.3°	
螺桿規格 Ball Screw Spec.	Φ12	05	10
額定推力 Nominal Thrust (N)	57步進	300	150
	200W	680	340
最高速度 Max. Speed (mm/s)		50 / 250	100 / 500
行程範圍 Stroke Range (mm)		50...500	
最大負載值 Max. Load (kg)		40	
最大驅動扭矩 Max. Driving Torque (Nm)		6	
面積二次矩 2nd moment of area	L_{xx} (cm⁴)	43	
	L_{yy} (cm⁴)	43	
0mm行程基本重量 Basic Weight for 0mm Stroke (kg)		0.869	
每100mm行程增加重量 Additional Weight per 100mm (kg)		0.629	

磁簧開關 Proximity Sensor	CS1-M-1M 觸點式1米 1m Contact Type
	CS1-MN-1M 無觸點NPN型1米* 1m Contactless NPN Transistor
	CS1-MP-1M 無觸點PNP型1米* 1m Contactless PNP Transistor

磁簧開關接綫圖 Proximyty Sensor Wiring Diagram

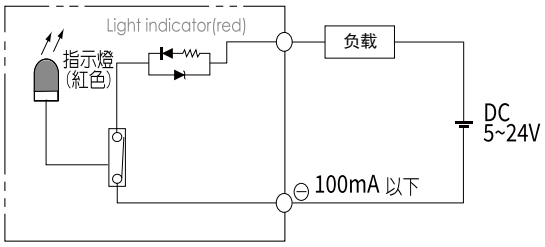

57步進電機示意圖 Schematic diagram of motor

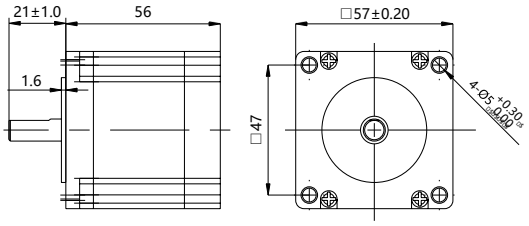

常用伺服電機尺寸參考數據 Common servo motor size reference data

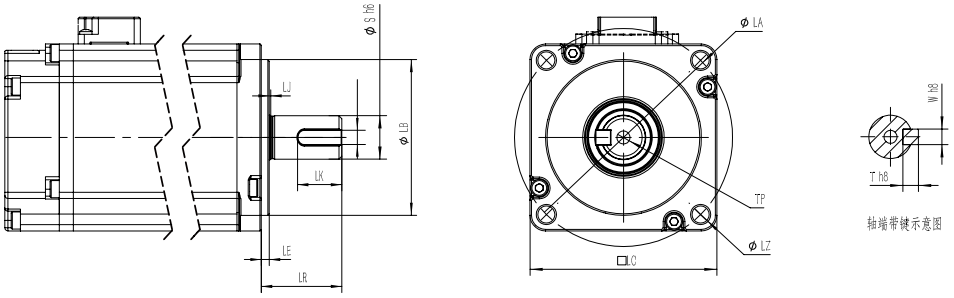

功率(W) Power Output	品牌 Motor Brand	識別代號 Identification code	S	LR	LA	W	LZ	LB	LE
200W	三菱 Mitsubishi	M	14	30	70	5	M5	50	3
200W	松下Yaskawa	P	11	30	70	4（深2.5）	M4	50	3
200W	台達Delta	T	11	30	70	4（深3.0）	M5	50	3
200W	杰美康Jiemeikang	J	14	30	70	5	M5	50	3
200W	匯川Inovance	H	11	30	70	5	M5	50	3

馬達直接安裝/法蘭間接按裝
Motor Direct Installation / Parallel Flange Installation

D 馬達直接安裝 Motor Direct Installation

單位 Unit: mm

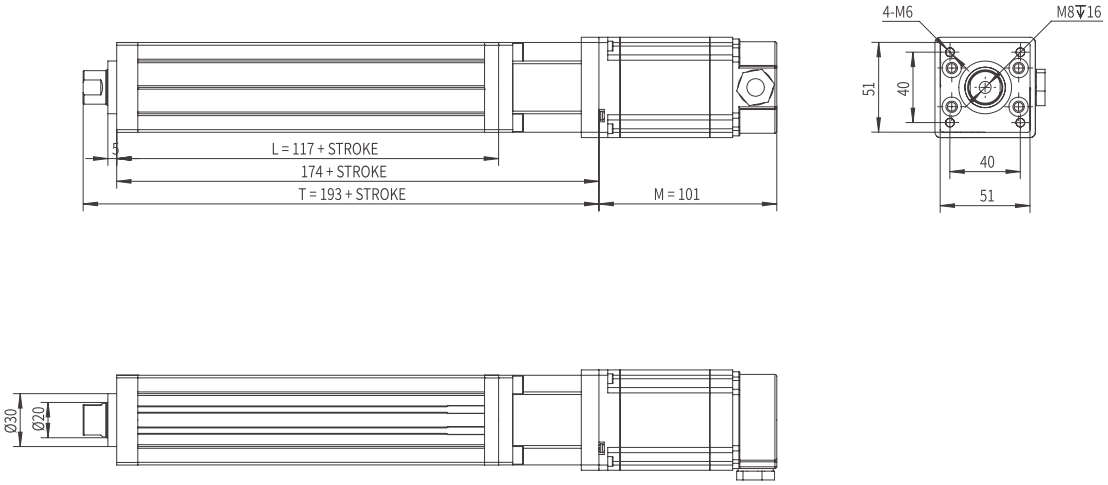

本圖面僅供參考用途，實際尺寸皆以實際提供之2D/3D圖紙為準 This drawing is for reference only. The actual dimensions are based on the actual 2D / 3D drawings provided.

PJ 法蘭間接按裝 Parallel Flange Installation

單位 Unit: mm

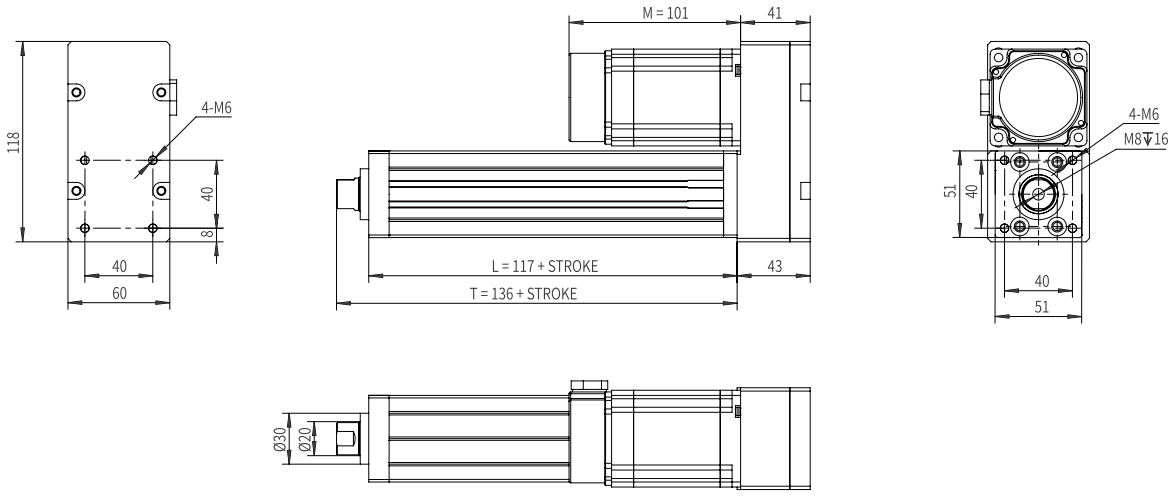

C

輕載型活塞桿電動缸模組

LIGHT LOAD SPINDLE DRIVE CYLINDER ACTUATOR

AMCC-32L

此圖僅供參考，出貨規格詳見尺寸圖面

The picture is just for the reference. Please check the the actual dimensions on the drawing.

型號表示方式 Ordering Method

AMCC - 32L - L5 - 100 - D - S57 - S3 - 0000

輕載型活塞桿 Light load Spindle Drive

特注式樣 Special Order No.

行程 Stroke

50-300mm

50間隔 50 mm Pitch

※行程50限定只能安裝2組光電。Limitations while stroke is 50 only install 2 sets of optoelectronics.

模組寬度 Module width

32	32mm
L	導軌活塞杆 Linear Guide Spindle Driver

導程 Lead

5	05mm
10	10mm

馬達安裝位置 Motor Position

D	直接安裝 Direct Installation
LP	法蘭左側安裝 Left Parallel Flange Instl.
RP	法蘭右側安裝 Right Parallel Flange Instl.

馬達廠牌、功率 Motor Brand、Power Output

S	步進 Steper	57步進	57步進
M	三菱 Mitsubishi	20	200W
P	松下 Yaskawa	-	-
T	台達 Delta	-	-
J	美杰康 Jiemeikang	-	-
H	汇川 Inovance	-	-

開關數 Number of Sensors

S3	3 個開關 3x Sensors
Sn	n 個開關 nx Sensors

產品基本規格 Specification

馬達輸出 Motor Power (W)		57步進 / 200	
額定扭矩 Torque (Nm)		0.3 / 0.64	
螺桿等級 Ball Screw Level		C7轉造 Rolled Ball Screw	
重複定位精度 Rep. Accuracy (mm)		±0.02	
活塞桿旋轉角度 Max. Piston Rod Rotate Angle		±0.06°	
螺桿規格 Ball Screw Spec.	Φ12	05	10
額定推力 Nominal Thrust (N)	57步進	300	150
	200W	680	340
最高速度 Max. Speed (mm/s)		50 / 250	100 / 500
行程範圍 Stroke Range (mm)		50...300	
最大負載值 Max. Load (kg)		15	
最大驅動扭矩 Max. Driving Torque (Nm)		6	
面積二次矩 2nd moment of area	L_{xx} (cm⁴)	43	
	L_{yy} (cm⁴)	43	
0mm行程基本重量 Basic Weight for 0mm Stroke (kg)		0.869	
每100mm行程增加重量 Additional Weight per 100mm (kg)		0.629	

磁簧開關 Proximity Sensor	CS1-M-1M 觸點式1米 1m Contact Type
	CS1-MN-1M 無觸點NPN型1米* 1m Contactless NPN Transistor
	CS1-MP-1M 無觸點PNP型1米* 1m Contactless PNP Transistor

磁簧開關接綫圖 Proximyty Sensor Wiring Diagram

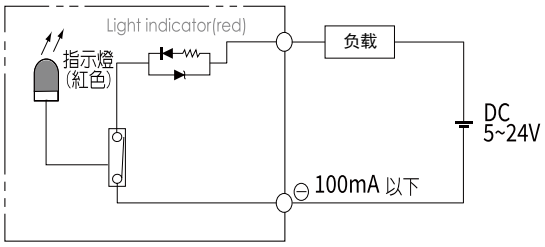

57步進電機示意圖 Schematic diagram of motor

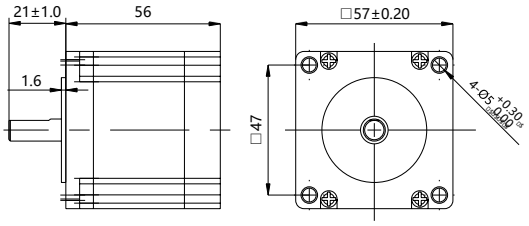

常用伺服電機尺寸參考數據 Common servo motor size reference data

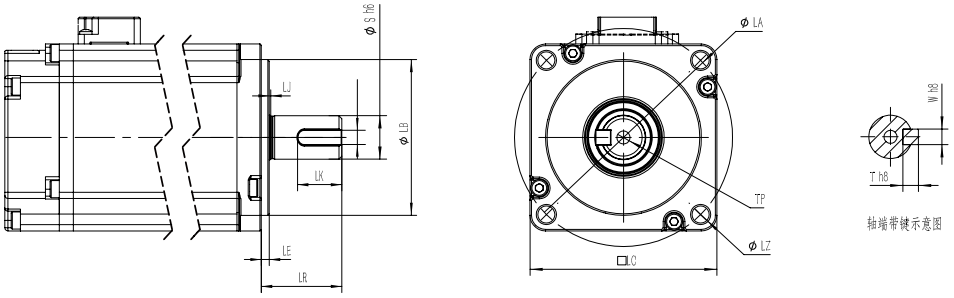

功率(W) Power Output	品牌 Motor Brand	識別代號 Identification code	S	LR	LA	W	LZ	LB	LE
200W	三菱 Mitsubishi	M	14	30	70	5	M5	50	3
200W	松下Yaskawa	P	11	30	70	4（深2.5）	M4	50	3
200W	台達Delta	T	11	30	70	4（深3.0）	M5	50	3
200W	杰美康Jiemeikang	J	14	30	70	5	M5	50	3
200W	匯川Inovance	H	11	30	70	5	M5	50	3

馬達直接安裝/馬達間接按裝
Motor Direct Installation / Motor Parallel Installation With Flange

D 馬達直接安裝 Motor Direct Installation

單位 Unit: mm

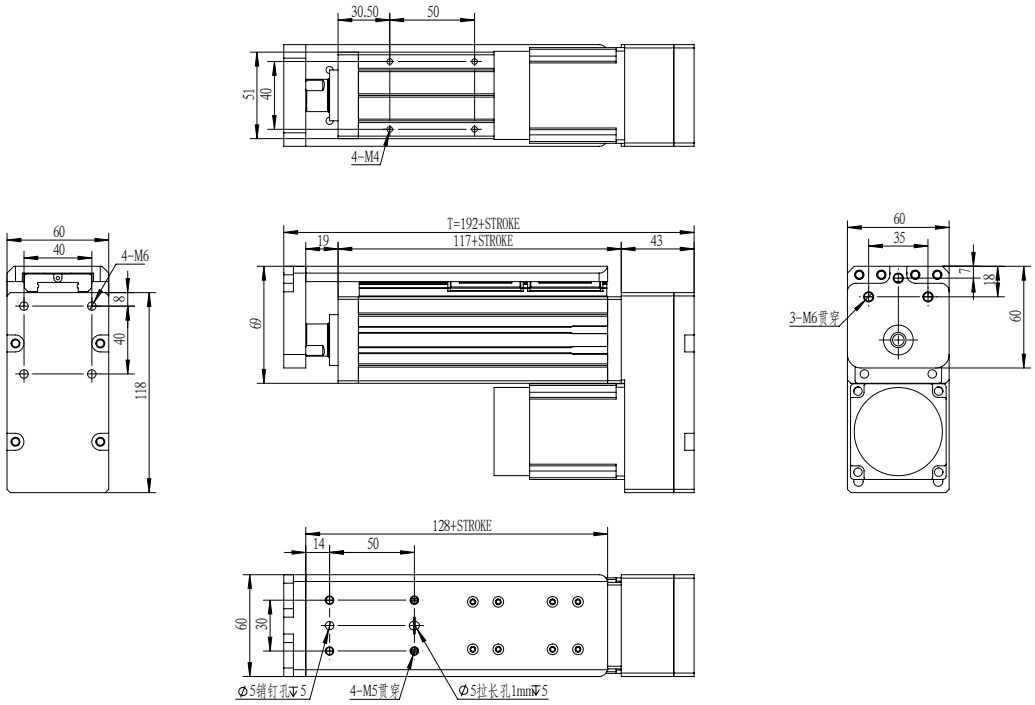

LP 法蘭左側安裝 Left Parallel Flange Installation

單位 Unit: mm

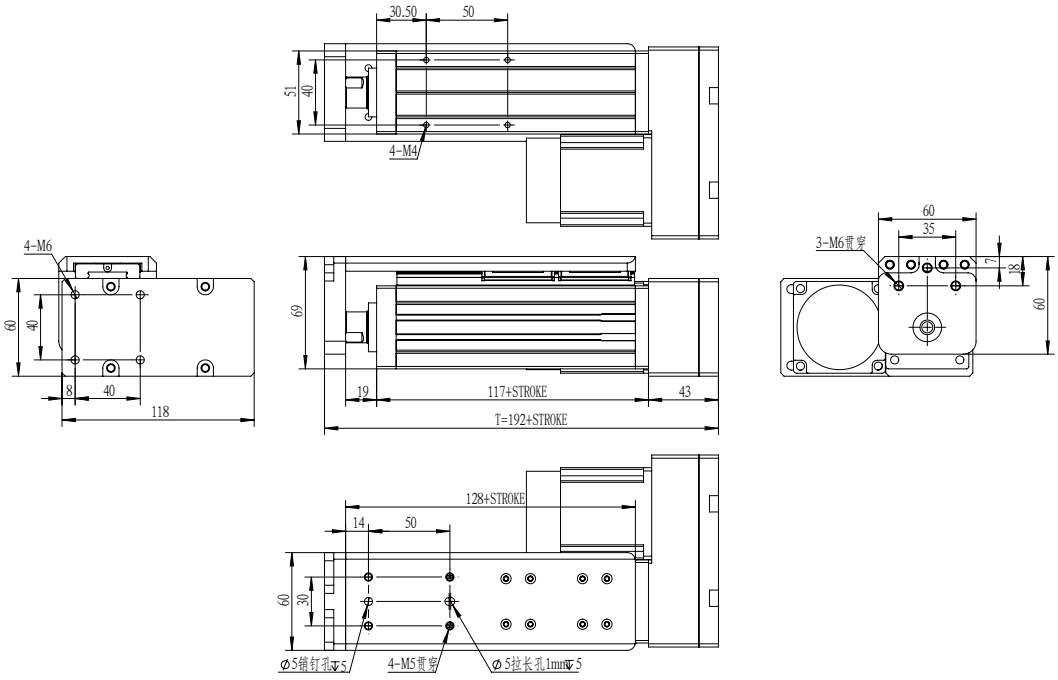

法蘭右側安裝
Right Parallel Flange Installation

RP 法蘭右側安裝 Right Parallel Flange Installation

單位 Unit: mm

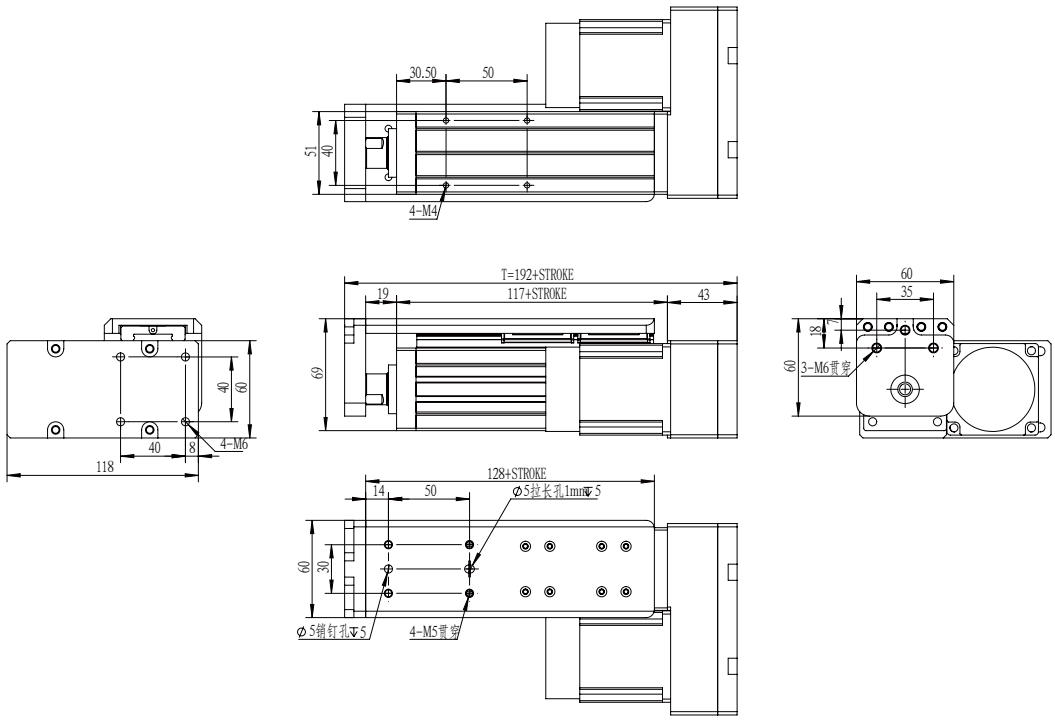

C

輕載型活塞桿電動缸模組

LIGHT LOAD SPINDLE DRIVE CYLINDER ACTUATOR

AMCC-32R



此圖僅供參考，出貨規格詳見尺寸圖面

The picture is just for the reference. Please check the the actual dimensions on the drawing.

型號表示方式 Ordering Method

AMCC - 32R - L5 - 100 - D - S57 - S3 - 0000

- AMCC：輕載型活塞桿 Light load Spindle Drive
- 32R：模組寬度 Module width
- L5：導程 Lead
- 100：行程 Stroke
- D：馬達安裝位置 Motor Position
- S57：馬達廠牌、功率 Motor Brand、Power Output
- S3：開關數 Number of Sensors
- 0000：特注式樣 Special Order No.

行程 Stroke

50-300mm
50間隔 50 mm Pitch

※行程50限定只能安裝2組光電。Limitations while stroke is 50 only install 2 sets of optoelectronics.

模組寬度 Module width

32	32mm
R	導杆活塞杆 Rod GuideSpindle Driver

導程 Lead

5	05mm
10	10mm

馬達安裝位置 Motor Position

D	直接安裝 Direct Installation
PJ	法蘭間接安裝 Parallel Flange Instl.

馬達廠牌、功率 Motor Brand、Power Output

S	步進 Steper	57步進	57步進
M	三菱 Mitsubishi	20	200W
P	松下 Yaskawa	-	-
T	台達 Delta	-	-
J	美杰康 Jiemeikang	-	-
H	汇川 Inovance	-	-

開關數 Number of Sensors

S3	3 個開關 3x Sensors
Sn	n 個開關 nx Sensors

產品基本規格 Specification

馬達輸出 Motor Power (W)		57步進 / 200	
額定扭矩 Torque (Nm)		0.3 / 0.64	
螺桿等級 Ball Screw Level		C7轉造 Rolled Ball Screw	
重複定位精度 Rep. Accuracy (mm)		±0.02	
活塞桿旋轉角度 Max. Piston Rod Rotate Angle		±0.06°	
螺桿規格 Ball Screw Spec.	Φ12	05	10
額定推力 Nominal Thrust (N)	57步進	300	150
	200W	680	340
最高速度 Max. Speed (mm/s)		50 / 250	100 / 500
行程範圍 Stroke Range (mm)		50...300	
最大負載值 Max. Load (kg)		15	
最大驅動扭矩 Max. Driving Torque (Nm)		6	
面積二次矩 2nd moment of area	L_{xx} (cm⁴)	43	
	L_{yy} (cm⁴)	43	
0mm行程基本重量 Basic Weight for 0mm Stroke (kg)		0.869	
每100mm行程增加重量 Additional Weight per 100mm (kg)		0.629	

磁簧開關 Proximity Sensor	CS1-M-1M 觸點式1米 1m Contact Type
	CS1-MN-1M 無觸點NPN型1米* 1m Contactless NPN Transistor
	CS1-MP-1M 無觸點PNP型1米* 1m Contactless PNP Transistor

磁簧開關接綫圖 Proximyty Sensor Wiring Diagram

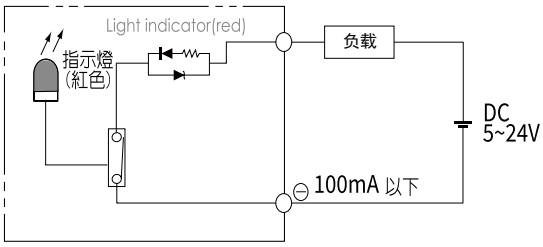

57步進電機示意圖 Schematic diagram of motor

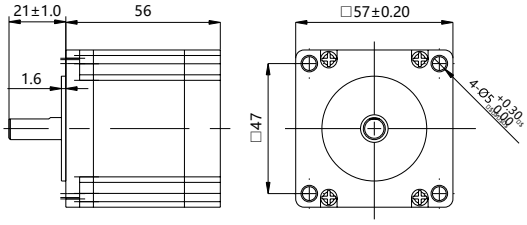

常用伺服電機尺寸參考數據 Common servo motor size reference data

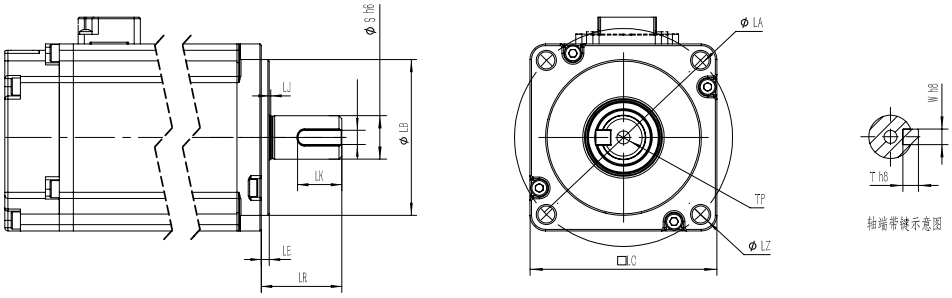

功率(W) Power Output	品牌 Motor Brand	識別代號 Identification code	S	LR	LA	W	LZ	LB	LE
200W	三菱 Mitsubishi	M	14	30	70	5	M5	50	3
200W	松下Yaskawa	P	11	30	70	4（深2.5）	M4	50	3
200W	台達Delta	T	11	30	70	4（深3.0）	M5	50	3
200W	杰美康Jiemeikang	J	14	30	70	5	M5	50	3
200W	匯川Inovance	H	11	30	70	5	M5	50	3

馬達直接安裝/法蘭間接按裝
Motor Direct Installation / Parallel Flange Installation

D 馬達直接安裝 Motor Direct Installation

單位 Unit: mm

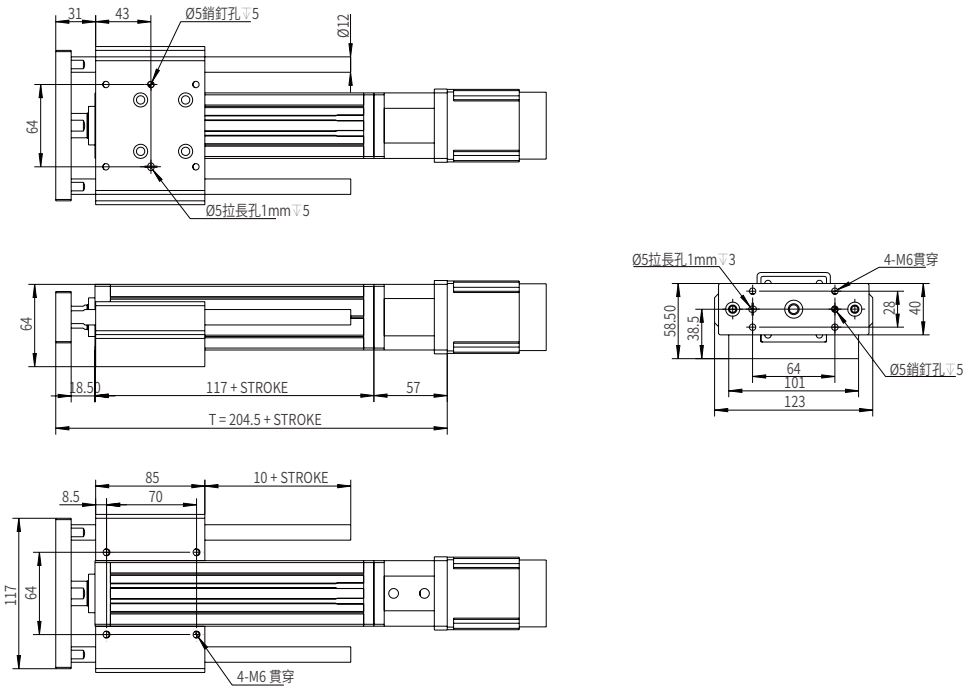

PJ 法蘭間接按裝 Parallel Flange Installation

單位 Unit: mm

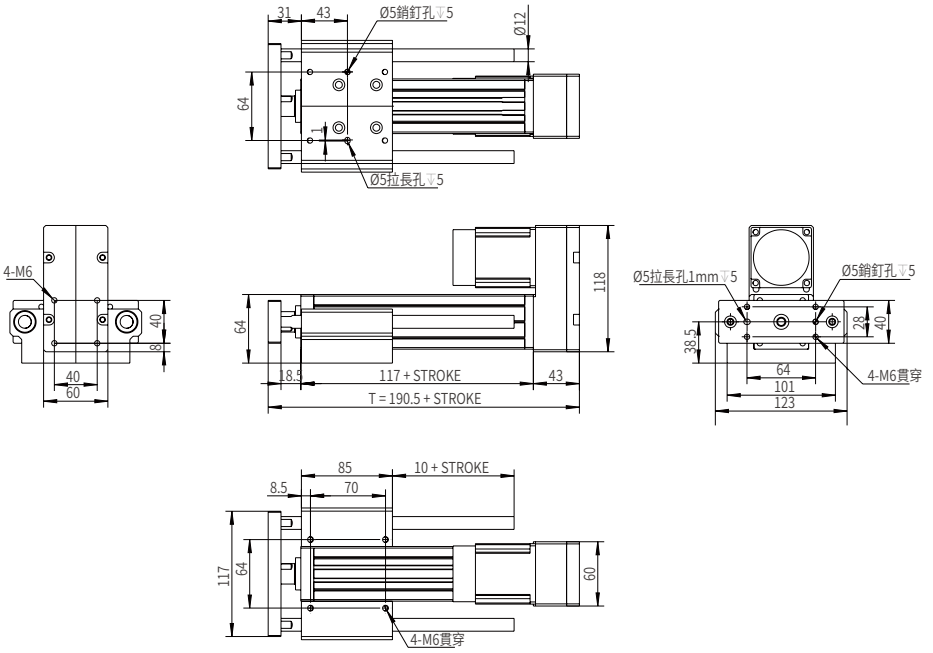

電動缸系列

AMCE Series

標準型活塞杆電動缸模組

STANDARD SPINDLE DRIVE CYLINDER ACTUATOR

CONTENTS

一般環境 / 螺桿式樣 Standard/Ball Screw

E

標準型活塞杆電動缸

STANDARD SPINDLE DRIVE CYLINDER ACTUATOR

AMCE-40

型號表示方式 Ordering Method

AMCE - 40 - L10 - 100 - D - M20 - A - S3 - 0000

標準型活塞桿 standard Spindle Drive

特注式樣 Special Order No.

行程 Stroke

50-800mm
50間隔 50 mm Pitch

※行程50限定只能安裝2組光電。Limitations while stroke is 50 only install 2 sets of optoelectronics.

模組寬度 Module width

40	40mm

導程 Lead

5	5mm
10	10mm

馬達安裝位置 Motor Position

D	直接安裝 Direct Installation
P	间接安裝 Parallel Installation
PJ	法蘭間接安裝 Parallel Flange Instl.

馬達廠牌、功率 Motor Brand、Power Output

M	三菱 Mitsubishi	10	100W
P	松下 Yaskawa	20	200W
T	台達 Delta	40	400W
J	美杰康 Jiemeikang	75	-
H	汇川 Inovance	-	-

牙型 Tooth Shape

A	M16 x1.5
I	M12 x1.25

開關數 Number of Sensors

S3	3 個開關 3x Sensors
Sn	n 個開關 nx Sensors

產品基本規格 Specification

馬達輸出 Motor Power (W)		100 / 200 / 400	
額定扭矩 Torque (Nm)		0.32 / 0.64 / 1.27	
螺桿等級 Ball Screw Level		C7轉造 / C5研磨 Rolled Ball Screw / Ground Ball Screw	
重複定位精度 Rep. Accuracy (mm)		±0.02 / ±0.01	
活塞桿旋轉角度 Max. Piston Rod Rotate Angle		±0.3°	
螺桿規格 Ball Screw Spec.	Φ12	05	10
額定推力 Nominal Thrust (N)	100 (W)	340	170
	200 (W)	690	340
	400 (W)	1280	690
最高速度 Max. Speed (mm/s)		250	500
行程範圍 Stroke Range (mm)		50...500	
最大負載值 Max. Load (kg)		40	
最大驅動扭矩 Max. Driving Torque (Nm)		1.8	

面積二次矩 2nd moment of area	L_{xx} (cm⁴)	43
	L_{yy} (cm⁴)	43
0mm行程基本重量 Basic Weight for 0mm Stroke (kg)		1.35
每100mm行程增加重量 Additional Weight per 100mm (kg)		0.47
磁簧開關 Proximity Sensor		CS1-M-1M 觸點式1米 1m Contact Type
		CS1-MN-1M 無觸點NPN型1米* 1m Contactless NPN Transistor
		CS1-MP-1M 無觸點PNP型1米* 1m Contactless PNP Transistor

磁簧開關接綫圖 Proximyty Sensor Wiring Diagram

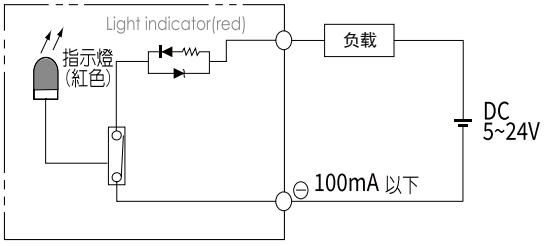

常用伺服電機尺寸參考數據 Common servo motor size reference data

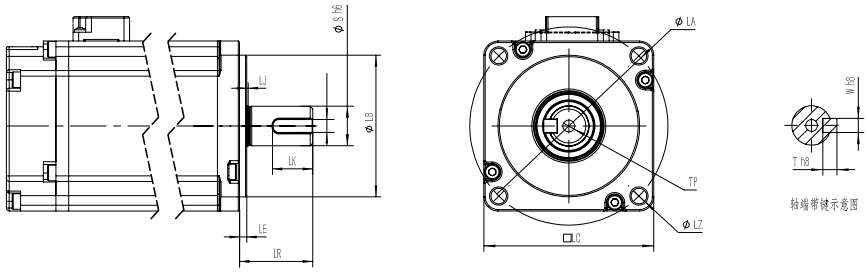

功率(W) Power Output	品牌 Motor Brand	識別代號 Identification code	S	LR	LA	W	LZ	LB	LE
100W	三菱 Mitsubishi	M	8	25	46	3（深1.0）	M4	30	2.5
100W	松下Yaskawa	P	8	25	45	3（深1.8）	M3	30	3
100W	台達Delta	T	8	25	46	3（深1.8）	M4	30	2.5
100W	杰美康Jiemeikang	J	8	25	46	3（深1.0）	M4	30	2.5
100W	匯川Inovance	H	8	25	46	3	M4	30	2.5
200W	三菱 Mitsubishi	M	14	30	70	5	M5	50	3
200W	松下Yaskawa	P	11	30	70	4（深2.5）	M4	50	3
200W	台達Delta	T	11	30	70	4（深3.0）	M5	50	3
200W	杰美康Jiemeikang	J	14	30	70	5	M5	50	3
200W	匯川Inovance	H	11	30	70	5	M5	50	3
400W	三菱 Mitsubishi	M	14	30	70	5	M5	50	3
400W	松下Yaskawa	P	14	30	70	5（深3.0）	M4	50	3
400W	台達Delta	T	14	30	70	5（深3.0）	M5	50	3
400W	杰美康Jiemeikang	J	14	30	70	5	M5	50	3
400W	匯川Inovance	H	14	30	70	5	M5	50	3

本圖面僅供參考用途，實際尺寸皆以實際提供之2D/3D圖紙為準 This drawing is for reference only. The actual dimensions are based on the actual 2D / 3D drawings provided.

基本型/馬達直接安裝
standard/motor direct installation

基本型 standard

單位 Unit: mm

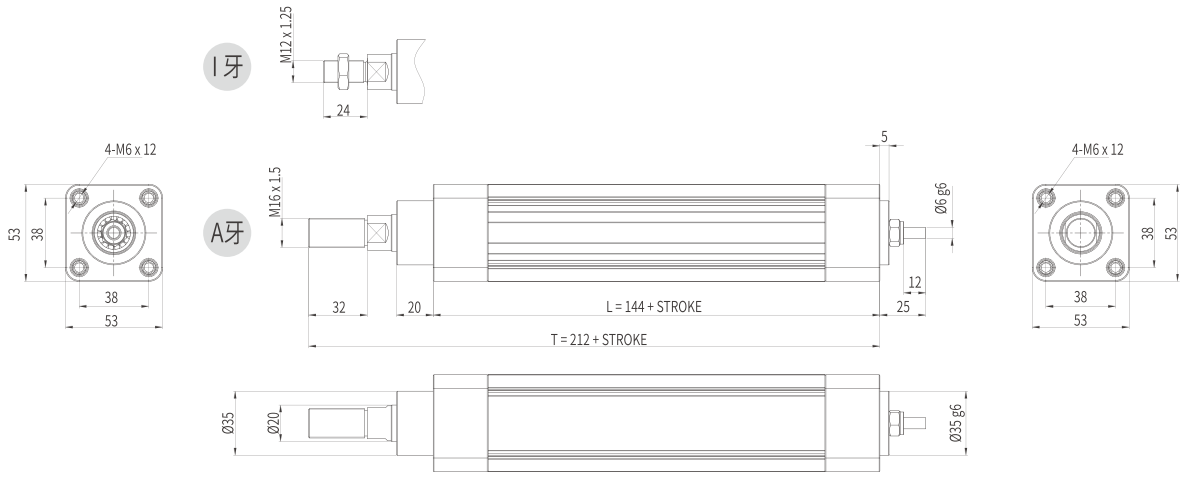

D 馬達直接安裝 motor direct installation

單位 Unit: mm

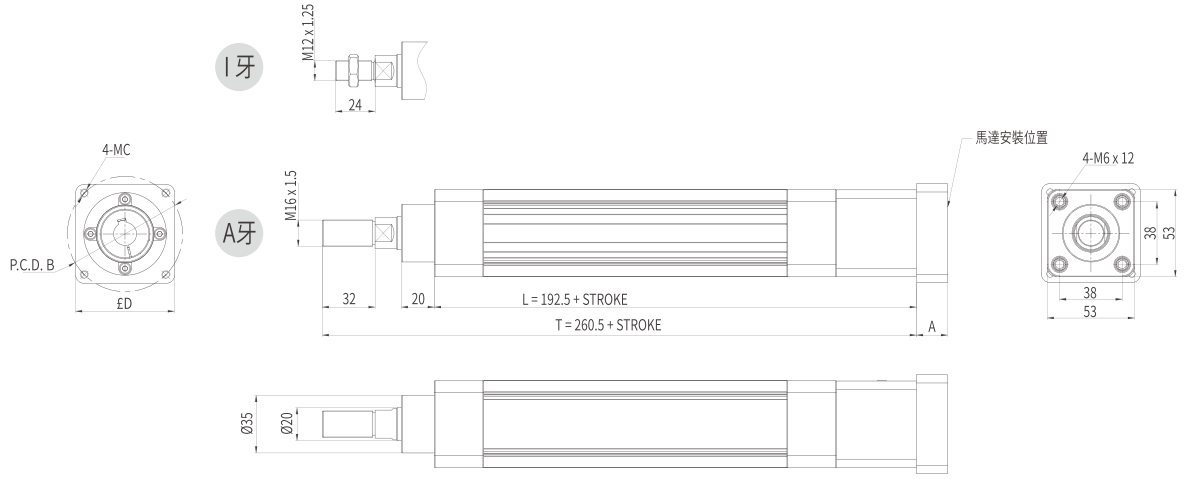

	A	B	C	D
100 W	14	45 / 46	M3 / M4	55
200 W	19	70	M4 / M5	60
400 W	19	70	M4 / M5	60

馬達間接安裝/馬達間接安裝帶法蘭
Motor Parallel Installation / Motor parallel installation with flange

P 馬達間接安裝 Motor Parallel Installation

單位 Unit: mm

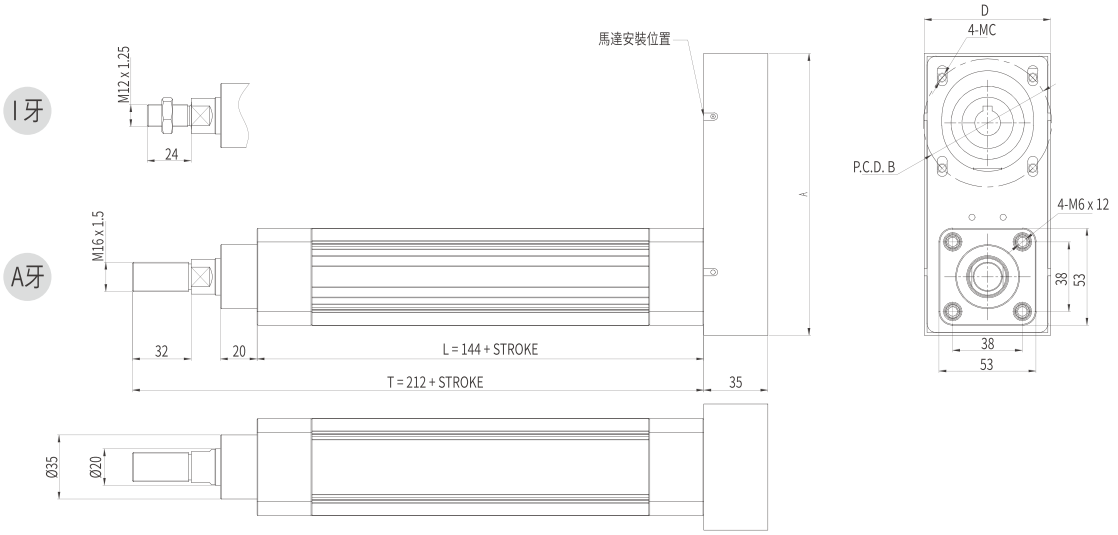

	A	B	C	D
100 W	154	45 / 46	M3 / M4	59
200 W	154	70	M4 / M5	69
400 W	154	70	M4 / M5	69

PJ 馬達間接安裝帶法蘭 Motor parallel installation with flange

單位 Unit: mm

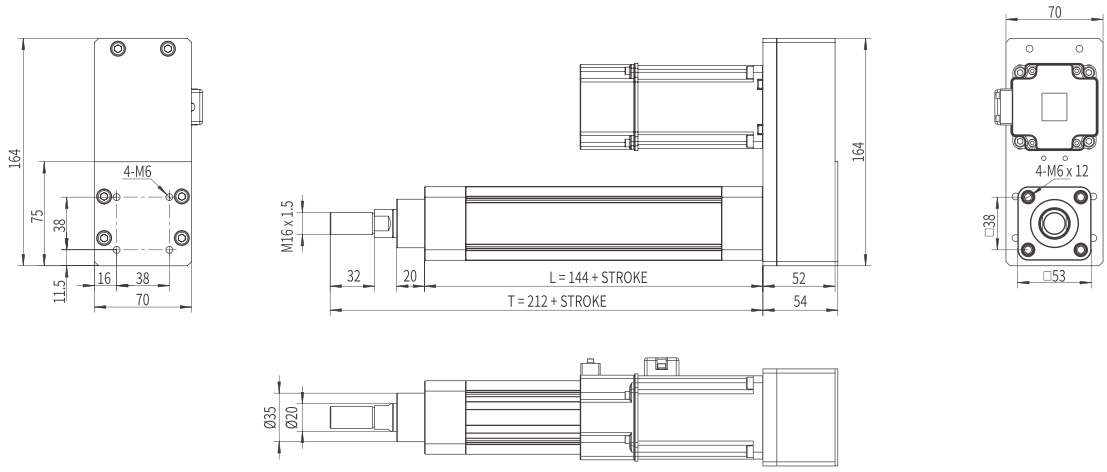

本圖面僅供參考用途，實際尺寸皆以實際提供之2D/3D圖紙為準 This drawing is for reference only. The actual dimensions are based on the actual 2D / 3D drawings provided.

E

標準型活塞杆電動缸

STANDARD SPINDLE DRIVE CYLINDER ACTUATOR

AMCE-50



型號表示方式 Ordering Method

AMCE - 50 - L10 - 100 - D - M40 - A - S3 - 0000

標準型活塞桿 standard Spindle Drive

特注式樣 Special Order No.

行程 Stroke

50-1200mm
50間隔 50 mm Pitch

※行程50限定只能安裝2組光電。Limitations while stroke is 50 only install 2 sets of optoelectronics.

模組寬度 Module width

50	50mm

導程 Lead

5	5mm
10	10mm

馬達安裝位置 Motor Position

D	直接安裝 Direct Installation
P	间接安裝 Parallel Installation
PJ	法蘭間接安裝 Parallel Flange Instl.

馬達廠牌、功率 Motor Brand、Power Output

M	三菱 Mitsubishi	10	-
P	松下 Yaskawa	20	-
T	台達 Delta	40	400W
J	美杰康 Jiemeikang	75	750W
H	汇川 Inovance	1.0	-

牙型 Tooth Shape

A	M20 x1.5
I	M16 x1.5

開關數 Number of Sensors

S3	3 個開關 3x Sensors
Sn	n 個開關 nx Sensors

產品基本規格 Specification

馬達輸出 Motor Power (W)		400 /750	
額定扭矩 Torque (Nm)		1.27 / 2.39	
螺桿等級 Ball Screw Level		C7轉造 / C5研磨 Rolled Ball Screw / Ground Ball Screw	
重複定位精度 Rep. Accuracy (mm)		±0.02 / ±0.01	
活塞桿旋轉角度 Max. Piston Rod Rotate Angle		±0.3°	
螺桿規格 Ball Screw Spec.	Φ16	05	10
額定推力 Nominal Thrust (N)	400 (W)	1280	690
	750 (W)	2560	1280
最高速度 Max. Speed (mm/s)		250	500
行程範圍 Stroke Range (mm)		50...800	
最大負載值 Max. Load (kg)		100	
最大驅動扭矩 Max. Driving Torque (Nm)		6	

面積二次矩 2nd moment of area	L_{xx} (cm⁴)	75
	L_{yy} (cm⁴)	75
0mm行程基本重量 Basic Weight for 0mm Stroke (kg)		2.1
每100mm行程增加重量 Additional Weight per 100mm (kg)		0.62
磁簧開關 Proximity Sensor		CS1-M-1M 觸點式1米 1m Contact Type
		CS1-MN-1M 無觸點NPN型1米* 1m Contactless NPN Transistor
		CS1-MP-1M 無觸點PNP型1米* 1m Contactless PNP Transistor

磁簧開關接綫圖 Proximyty Sensor Wiring Diagram

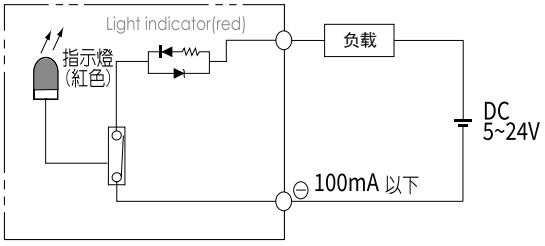

常用伺服電機尺寸參考數據 Common servo motor size reference data

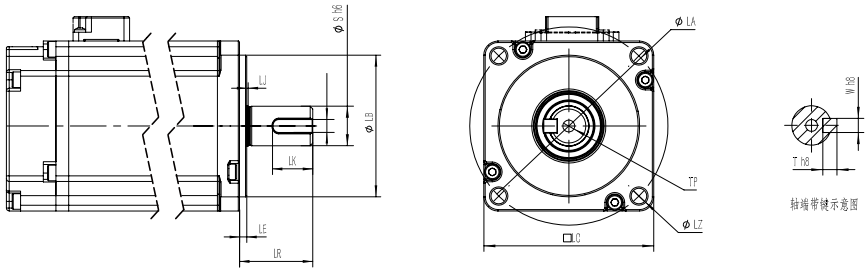

功率(W) Power Output	品牌 Motor Brand	識別代號 Identification code	S	LR	LA	W	LZ	LB	LE
400W	三菱 Mitsubishi	M	14	30	70	5	M5	50	3
400W	松下Yaskawa	P	14	30	70	5（深3.0）	M4	50	3
400W	台達Delta	T	14	30	70	5（深3.0）	M5	50	3
400W	杰美康Jiemeikang	J	14	30	70	5	M5	50	3
400W	匯川Inovance	H	14	30	70	5	M5	50	3
750W	三菱 Mitsubishi	M	19	40	90	6	M6	70	3
750W	松下Yaskawa	P	19	35	90	6（深3.5）	M5	70	3
750W	台達Delta	T	19	35	90	6（深3.5）	M6	70	3
750W	杰美康Jiemeikang	J	19	40	90	5	M6	70	3
750W	匯川Inovance	H	19	35	90	3	M6	70	3

本圖面僅供參考用途，實際尺寸皆以實際提供之2D/3D圖紙為準 This drawing is for reference only. The actual dimensions are based on the actual 2D / 3D drawings provided.

基本型/馬達直接安裝
standard/motor direct installation

基本型 standard

單位 Unit: mm

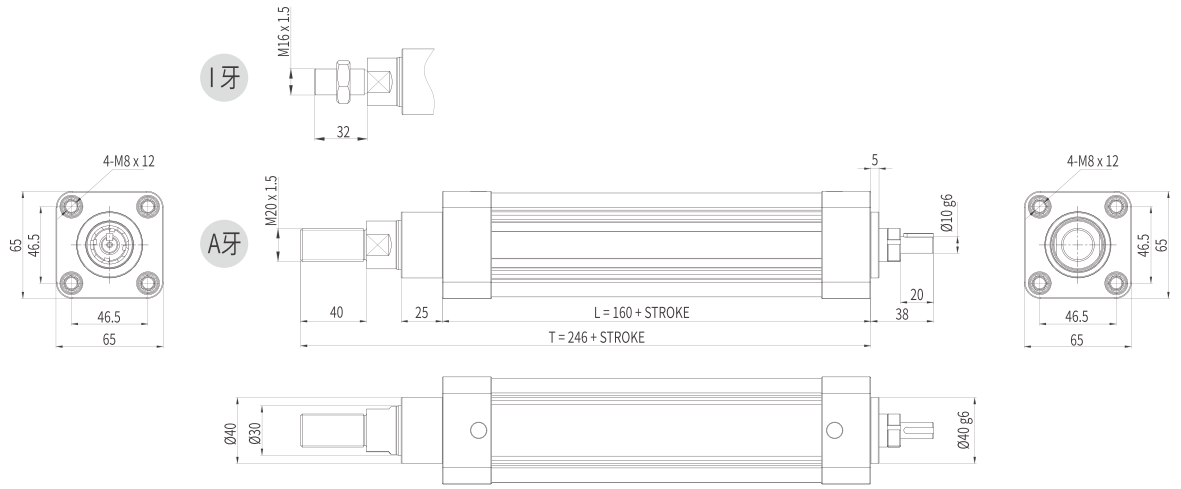

D 馬達直接安裝 motor direct installation

單位 Unit: mm

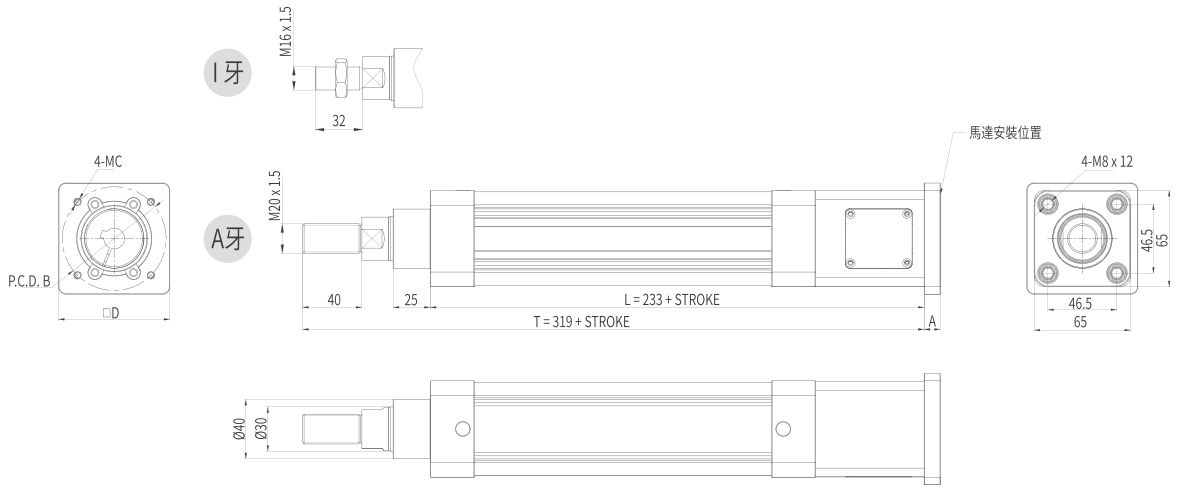

	A	B	C	D
200 W	11	70	M4 / M5	75
400 W	11	70	M4 / M5	75
750 W	21	90	M5 / M6	80

馬達間接安裝/馬達間接安裝帶法蘭
Motor Parallel Installation / Motor parallel installation with flange

P 馬達間接安裝 Motor Parallel Installation

單位 Unit: mm

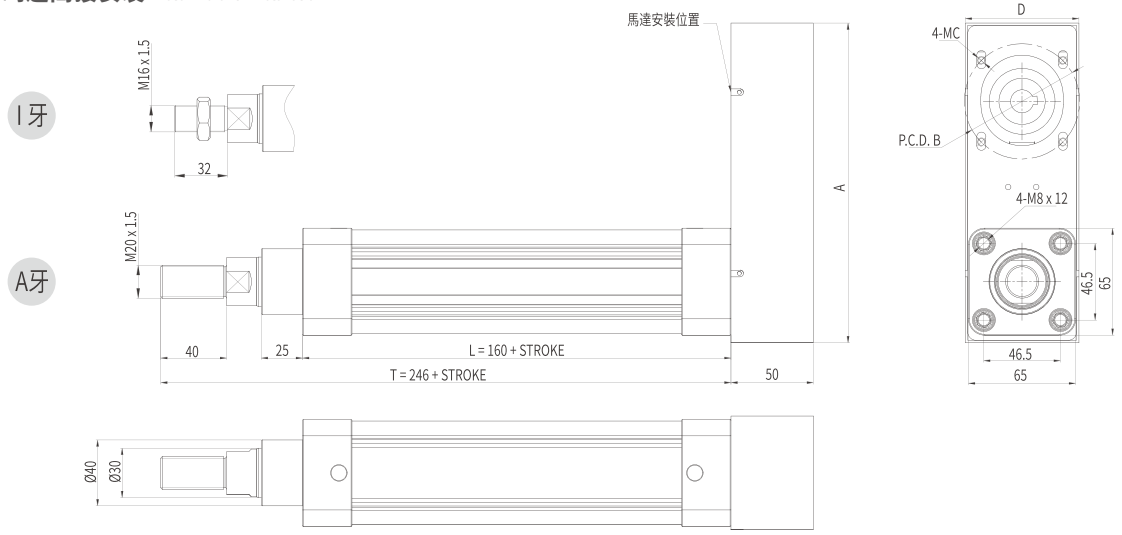

	A	B	C	D
200 W	194	70	M4 / M5	69
400 W	194	70	M4 / M5	69
750 W	194	90	M5 / M6	89

PJ 馬達間接安裝帶法蘭 Motor parallel installation with flange

單位 Unit: mm

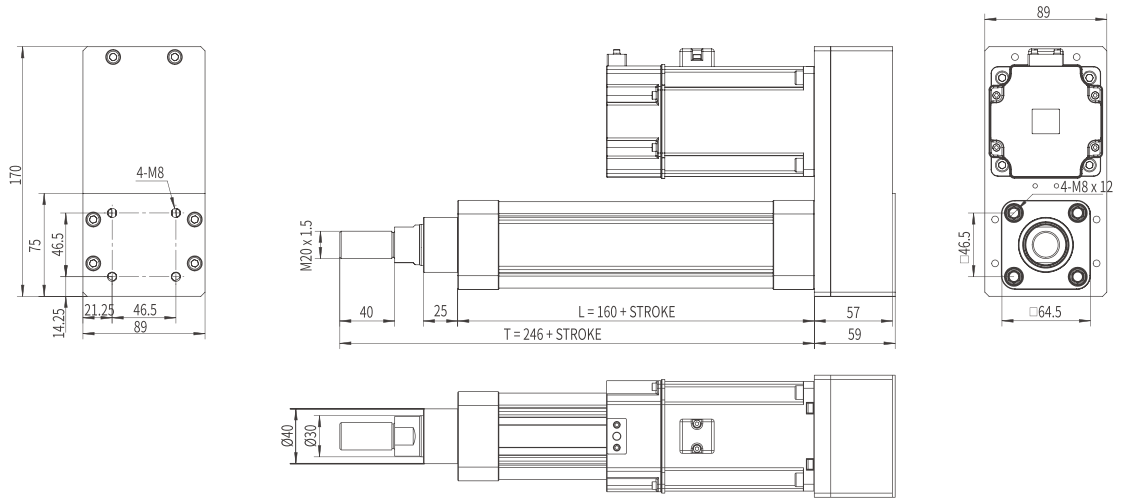

本圖面僅供參考用途，實際尺寸皆以實際提供之2D/3D圖紙為準 This drawing is for reference only. The actual dimensions are based on the actual 2D / 3D drawings provided.

E

標準型活塞杆電動缸

STANDARD SPINDLE DRIVE CYLINDER ACTUATOR

AMCE-63



型號表示方式 Ordering Method

AMCE - 63 - L10 - 100 - D - M75 - A - S3 - 0000

標準型活塞桿 standard Spindle Drive

特注式樣 Special Order No.

行程 Stroke

50-1200mm
50間隔 50 mm Pitch

※行程50限定只能安裝2組光電。Limitations while stroke is 50 only install 2 sets of optoelectronics.

模組寬度 Module width

63	63mm

導程 Lead

5	5mm
10	10mm
25	25mm

馬達安裝位置 Motor Position

D	直接安裝	Direct Installation
P	间接安裝	Parallel Installation
PJ	法蘭間接安裝	Parallel Flange Instl.

馬達廠牌、功率 Motor Brand、Power Output

M	三菱 Mitsubishi	10	-
P	松下 Yaskawa	20	-
T	台達 Delta	40	-
J	美杰康 Jiemeikang	75	750W
H	汇川 Inovance	1.0	-

牙型 Tooth Shape

A	M30 x 1.5
I	M16 x1.5

開關數 Number of Sensors

S3	3 個開關 3x Sensors
Sn	n 個開關 nx Sensors

產品基本規格 Specification

馬達輸出 Motor Power (W)	750			
額定扭矩 Torque (Nm)	2.39			
螺桿等級 Ball Screw Level	C7轉造 / C5研磨 Rolled Ball Screw / Ground Ball Screw			
重複定位精度 Rep. Accuracy (mm)	±0.02 / ±0.01			
活塞桿旋轉角度 Max. Piston Rod Rotate Angle	±0.3°			
螺桿規格 Ball Screw Spec.	Φ25	05	10	25
額定推力 Nominal Thrust (N)	750 (W)	2560	1280	510
最高速度 Max. Speed (mm/s)		250	500	1250
行程範圍 Stroke Range (mm)	50...1200			
最大負載值 Max. Load (kg)	300			
最大驅動扭矩 Max. Driving Torque (Nm)	12			

面積二次矩 2nd moment of area	L_{xx} (cm^4)	140
	L_{yy} (cm^4)	140
0mm行程基本重量 Basic Weight for 0mm Stroke (kg)		3.01
每100mm行程增加重量 Additional Weight per 100mm (kg)		0.82
磁簧開關 Proximity Sensor		CS1-M-1M 觸點式1米 1m Contact Type
		CS1-MN-1M 無觸點NPN型1米* 1m Contactless NPN Transistor
		CS1-MP-1M 無觸點PNP型1米* 1m Contactless PNP Transistor

磁簧開關接綫圖 Proximyty Sensor Wiring Diagram

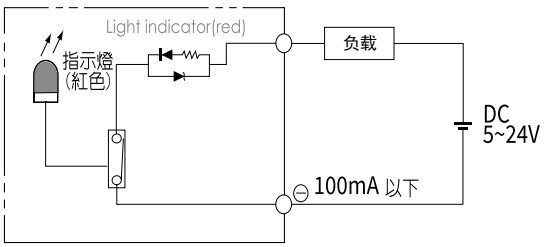

常用伺服電機尺寸參考數據 Common servo motor size reference data

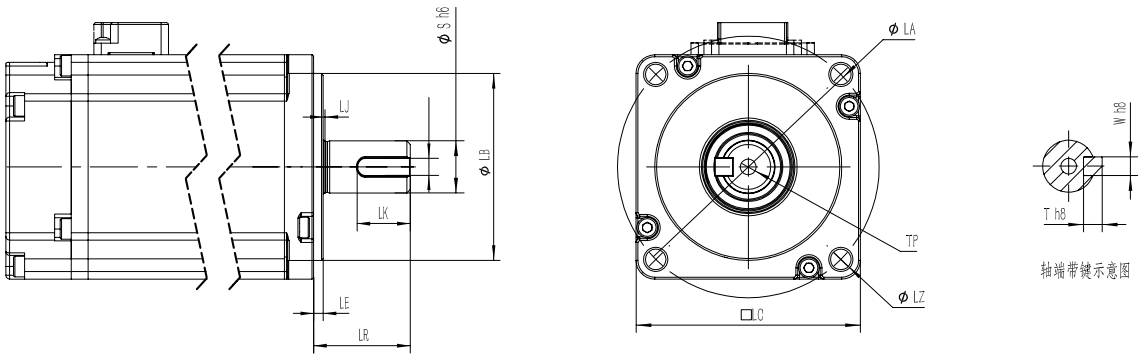

功率(W) Power Output	品牌 Motor Brand	識別代號 Identification code	S	LR	LA	W	LZ	LB	LE
750W	三菱 Mitsubishi	M	19	40	90	6	M6	70	3
750W	松下 Yaskawa	P	19	35	90	6（深3.5）	M5	70	3
750W	台達 Delta	T	19	35	90	6（深3.5）	M6	70	3
750W	杰美康 Jiemeikang	J	19	40	90	5	M6	70	3
750W	匯川 Inovance	H	19	35	90	3	M6	70	3

本圖面僅供參考用途，實際尺寸皆以實際提供之2D/3D圖紙為準 This drawing is for reference only. The actual dimensions are based on the actual 2D / 3D drawings provided.

基本型/馬達直接安裝
standard/motor direct installation

基本型 standard

單位 Unit: mm

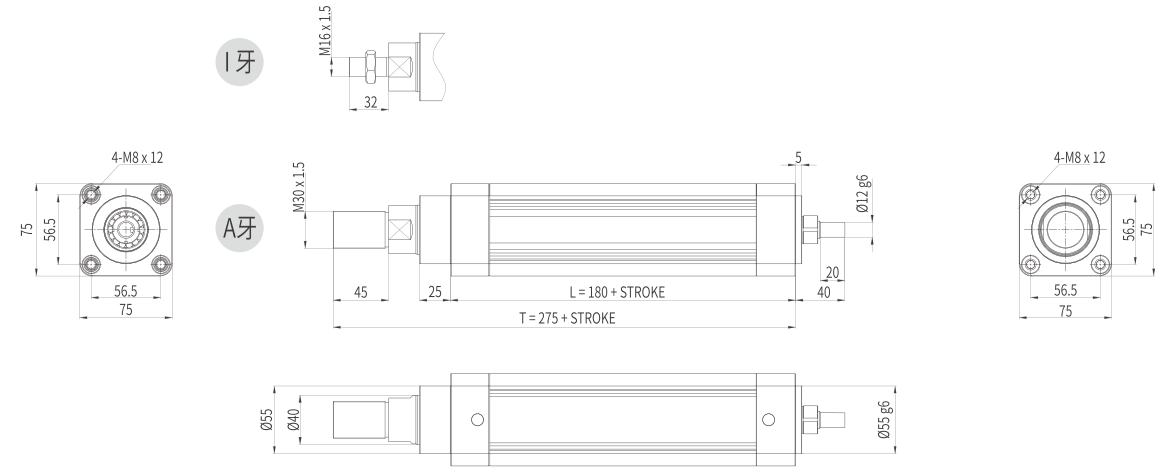

D 馬達直接安裝 motor direct installation

單位 Unit: mm

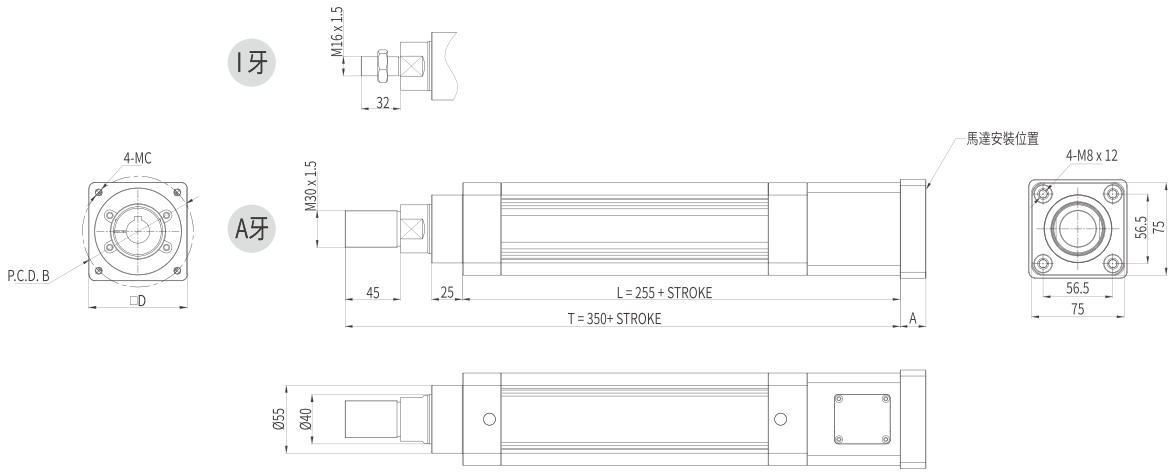

	A	B	C	D
400 W	11	70	M4 / M5	75
750 W	21	90	M5 / M6	80

馬達間接安裝/馬達間接安裝帶法蘭
Motor Parallel Installation / Motor parallel installation with flange

P 馬達間接安裝 Motor Parallel Installation

單位 Unit: mm

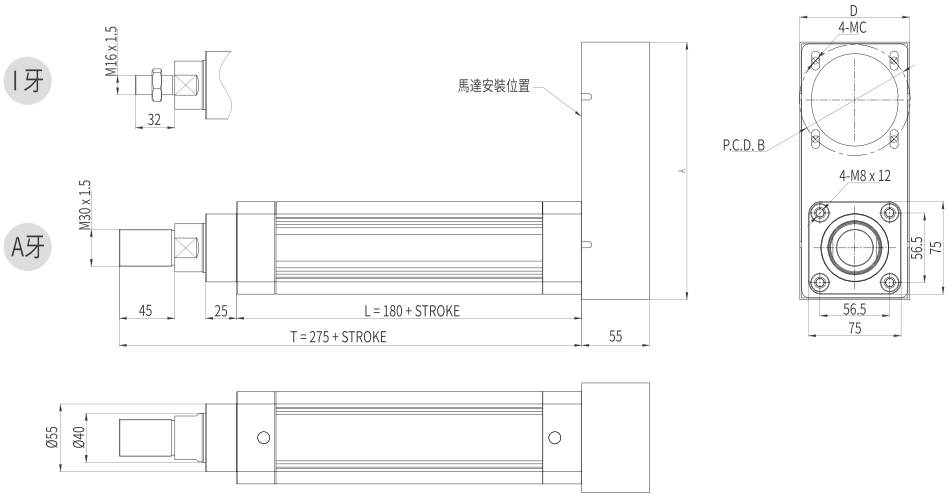

	A	B	C	D
400 W	209	70	M4 / M5	89
750 W	209	90	M5 / M6	89

PJ 馬達間接安裝帶法蘭 Motor parallel installation with flange

單位 Unit: mm

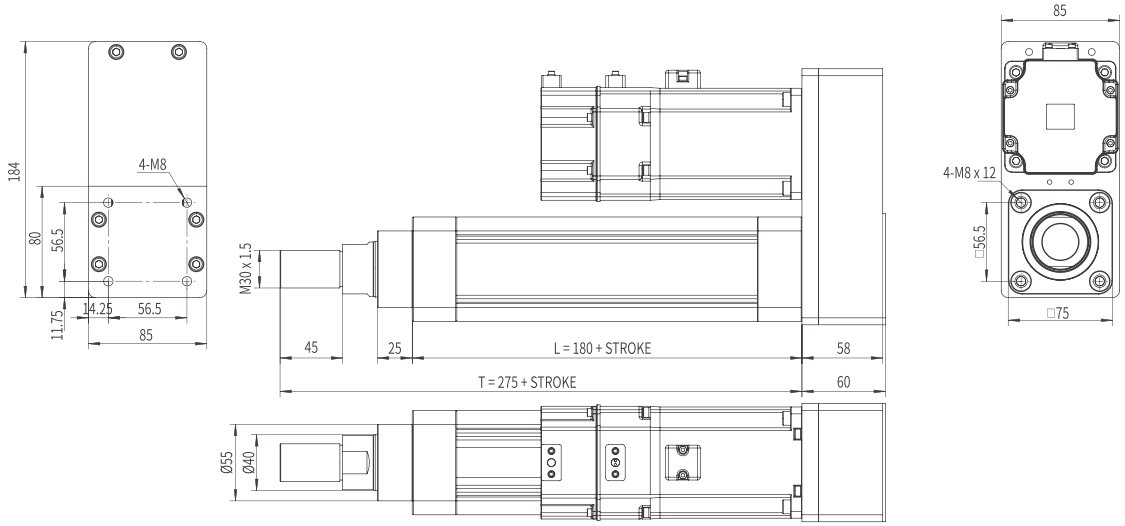

本圖面僅供參考用途，實際尺寸皆以實際提供之2D/3D圖紙為準 This drawing is for reference only. The actual dimensions are based on the actual 2D / 3D drawings provided.

E

標準型活塞杆電動缸

STANDARD SPINDLE DRIVE CYLINDER ACTUATOR

AMCE-80



型號表示方式 Ordering Method

AMCE - 80 - L10 - 100 - D - M1.0 - A - S3 - 0000

標準型活塞桿 standard Spindle Drive

特注式樣 Special Order No.

行程 Stroke

50-1200mm
50間隔 50 mm Pitch

※行程50限定只能安裝2組光電。Limitations while stroke is 50 only install 2 sets of optoelectronics.

模組寬度 Module width

80	80mm

導程 Lead

5	5mm
10	10mm
25	25mm

馬達安裝位置 Motor Position

D	直接安裝 Direct Installation
PJ	法蘭間接安裝 Parallel Flange Inst.

馬達廠牌、功率 Motor Brand、Power Output

M	三菱 Mitsubishi	1.0 中	1000W
P	松下 Yaskawa	1.5	1500W
T	台達 Delta	-	-

牙型 Tooth Shape

A	M36 x 1.5
I	M20 x1.5

開關數 Number of Sensors

S3	3 個開關 3x Sensors
Sn	n 個開關 nx Sensors

產品基本規格 Specification

馬達輸出 Motor Power (W)		1000 / 1500 中慣量 Medium Inertia		
額定扭矩 Torque (Nm)		4.77 / 7.16		
螺桿等級 Ball Screw Level		C7轉造 / C5研磨 Rolled Ball Screw / Ground Ball Screw		
重複定位精度 Rep. Accuracy (mm)		±0.02 / ±0.01		
活塞桿旋轉角度 Max. Piston Rod Rotate Angle		±0.3°		
螺桿規格 Ball Screw Spec.	Φ25	05	10	25
額定推力 Nominal Thrust (N)	1000 (W)	5100	2550	1020
	1500 (W)	7650	3820	1530
最高速度 Max. Speed (mm/s)		250	500	1250
行程範圍 Stroke Range (mm)		50...1200		
最大負載值 Max. Load (kg)		800		
最大驅動扭矩 Max. Driving Torque (Nm)		50		

面積二次矩 2nd moment of area	L_{xx} (cm⁴)	320
	L_{yy} (cm⁴)	320
0mm行程基本重量 Basic Weight for 0mm Stroke (kg)		7.4
每100mm行程增加重量 Additional Weight per 100mm (kg)		1.5
磁簧開關 Proximity Sensor		CS1-M-1M 觸點式1米 1m Contact Type
		CS1-MN-1M 無觸點NPN型1米* 1m Contactless NPN Transistor
		CS1-MP-1M 無觸點PNP型1米* 1m Contactless PNP Transistor

磁簧開關接綫圖 Proximyty Sensor Wiring Diagram

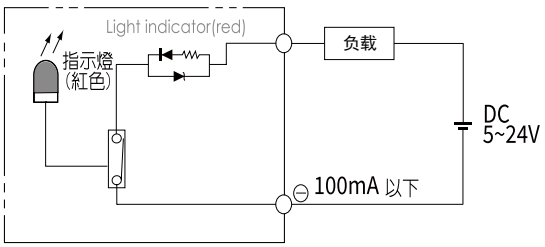

常用伺服電機尺寸參考數據 Common servo motor size reference data

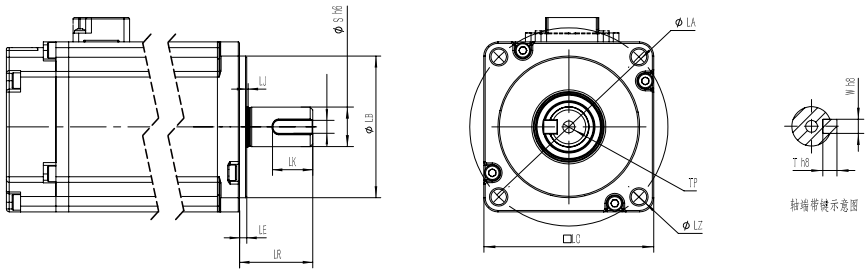

功率(W) Power Output	品牌 Motor Brand	識別代號 Identification code	S	LR	LA	W	LZ	LB	LE
1000W	三菱 Mitsubishi	M	24	55	145	8	Ø9	110	3
1000W	松下Yaskawa	P	22	55	165	8	Ø9	110	6
1000W	台達Delta	T	22	55	145	8	Ø9	110	6
1500W	三菱 Mitsubishi	M	24	55	145	8	Ø9	110	3
1500W	松下Yaskawa	P	22	55	165	8	Ø9	110	6
1500W	台達Delta	T	22	55	145	8	Ø9	110	6

本圖面僅供參考用途，實際尺寸皆以實際提供之2D/3D圖紙為準 This drawing is for reference only. The actual dimensions are based on the actual 2D / 3D drawings provided.

基本型/馬達直接安裝
standard/motor direct installation

基本型 standard

單位 Unit: mm

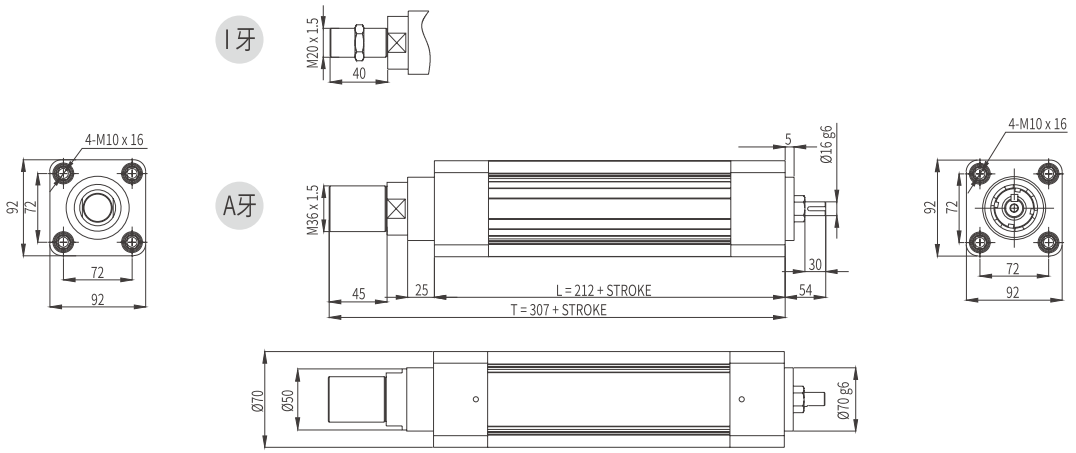

D 馬達直接安裝 motor direct installation

單位 Unit: mm

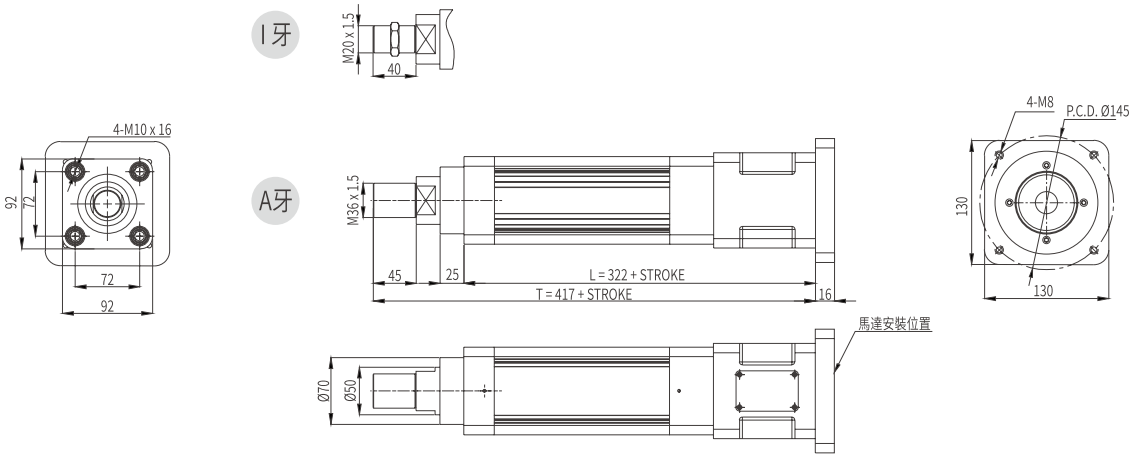

馬達間接安裝帶法蘭
Motor parallel installation with flange

PJ 馬達間接安裝 Mmotor parallel installation with flange

單位 Unit: mm

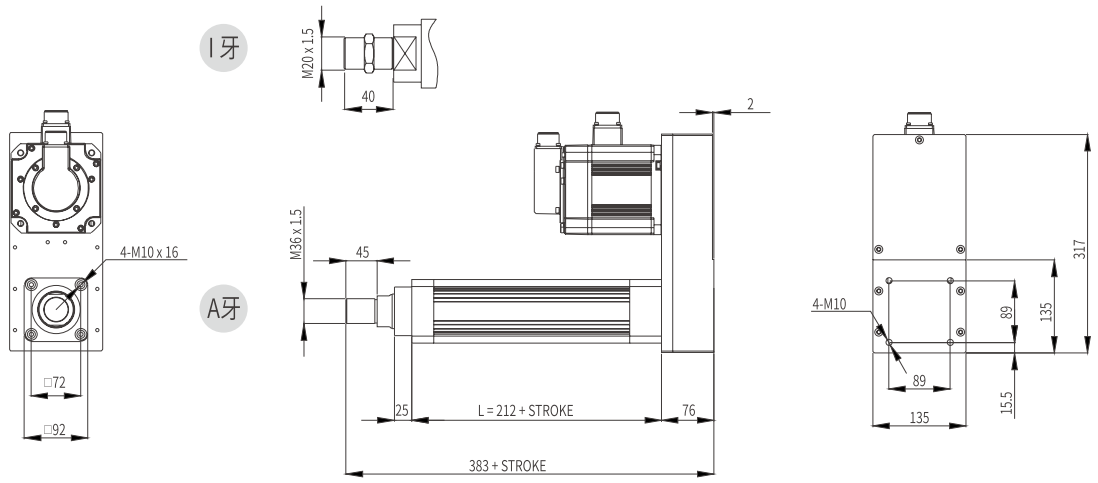

E

標準型活塞杆電動缸

STANDARD SPINDLE DRIVE CYLINDER ACTUATOR

AMCE-100



型號表示方式 Ordering Method

AMCE - 100 - L10 - 100 - D - M1.0 - A - S3 - 0000

標準型活塞桿 standard Spindle Drive

特注式樣 Special Order No.

行程 Stroke

50-1200mm
50間隔 50 mm Pitch

※行程50限定只能安裝2組光電。
Limitations while stroke is 50 only install 2 sets of optoelectronics.

模組寬度 Module width

100	100mm

導程 Lead

5	5mm
10	10mm

馬達安裝位置 Motor Position

D	直接安裝 Direct Installation
PJ	法蘭間接安裝 Parallel Flange Instl.

馬達廠牌、功率 Motor Brand、Power Output

M	三菱 Mitsubishi	1.0	1000W
P	松下 Yaskawa	1.5	1500W
T	台達 Delta	-	-

牙型 Tooth Shape

A	M36 x 1.5
I	M20 x1.5

開關數 Number of Sensors

S3	3 個開關 3x Sensors
Sn	n 個開關 nx Sensors

產品基本規格 Specification

馬達輸出 Motor Power (W)	1000		1500	
	中慣量 Medium Inertia	低慣量 Low Inertia	中慣量 Medium Inertia	低慣量 Low Inertia
額定扭矩 Torque (Nm)	4.77	3.18	7.16	4.77
螺桿等級 Ball Screw Level	C7轉造 / C5研磨 Rolled Ball Screw / Ground Ball Screw			
重複定位精度 Rep. Accuracy (mm)	±0.02 / ±0.01			
活塞桿旋轉角度 Max. Piston Rod Rotate Angle	±0.3°			
转向器、减速比 Bevel Gearbox / Reducer Ratio	4M (1：2)	1：3	4M (1：2)	1：3
螺桿規格 Ball Screw Spec. Φ32	05		10	
額定推力 Nominal Thrust (N)	10190		7600	
最高速度 Max. Speed (mm/s)	250		500	
行程範圍 Stroke Range (mm)	50...1200			
最大負載值 Max. Load (kg)	1000			
最大驅動扭矩 Max. Driving Torque (Nm)	50			

面積二次矩 2nd moment of area	L_{xx} (cm⁴)	635
	L_{yy} (cm⁴)	635
0mm行程基本重量 Basic Weight for 0mm Stroke (kg)		11.1
每100mm行程增加重量 Additional Weight per 100mm (kg)		2
磁簧開關 Proximity Sensor		CS1-M-1M 觸點式1米 1m Contact Type
		CS1-MN-1M 無觸點NPN型1米* 1m Contactless NPN Transistor
		CS1-MP-1M 無觸點PNP型1米* 1m Contactless PNP Transistor

磁簧開關接綫圖 Proximyty Sensor Wiring Diagram

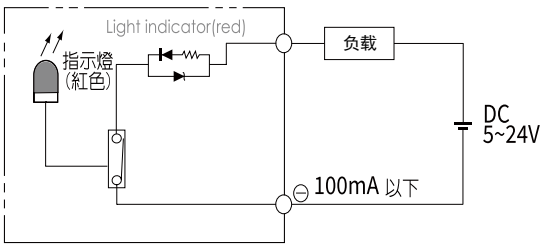

常用伺服電機尺寸參考數據 Common servo motor size reference data

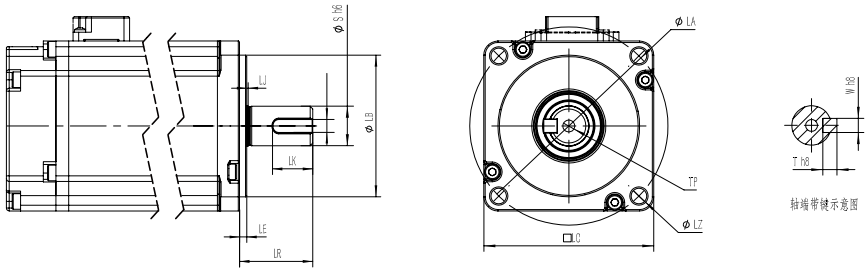

功率(W) Power Output	品牌 Motor Brand	識別代號 Identification code	S	LR	LA	W	LZ	LB	LE
1000W	三菱 Mitsubishi	M	24	55	145	8	Ø9	110	3
1000W	松下Yaskawa	P	22	55	165	8	Ø9	110	6
1000W	台達Delta	T	22	55	145	8	Ø9	110	6
1500W	三菱 Mitsubishi	M	24	55	145	8	Ø9	110	3
1500W	松下Yaskawa	P	22	55	165	8	Ø9	110	6
1500W	台達Delta	T	22	55	145	8	Ø9	110	6

本圖面僅供參考用途，實際尺寸皆以實際提供之2D/3D圖紙為準 This drawing is for reference only. The actual dimensions are based on the actual 2D / 3D drawings provided.

基本型/馬達直接安裝
standard/motor direct installation

基本型 standard

單位 Unit: mm

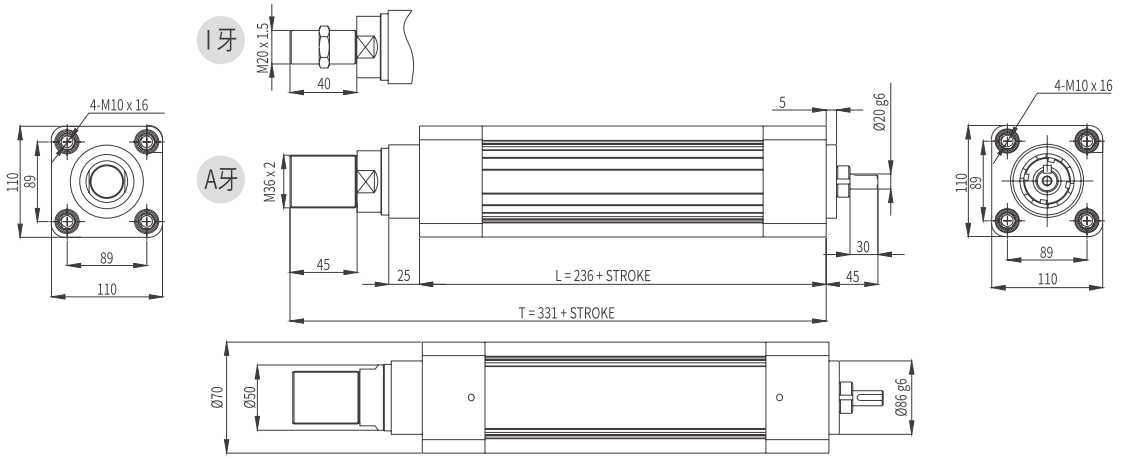

D 馬達直接安裝 motor direct installation

單位 Unit: mm

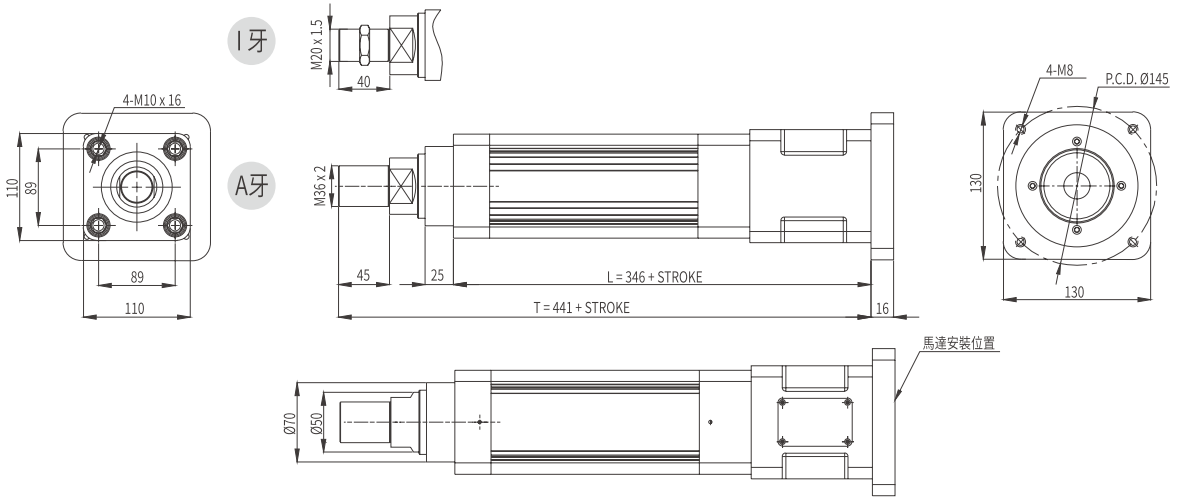

馬達間接安裝帶法蘭
Mmotor parallel installation with flange

PJ 馬達間接安裝 Mmotor parallel installation with flange

單位 Unit: mm

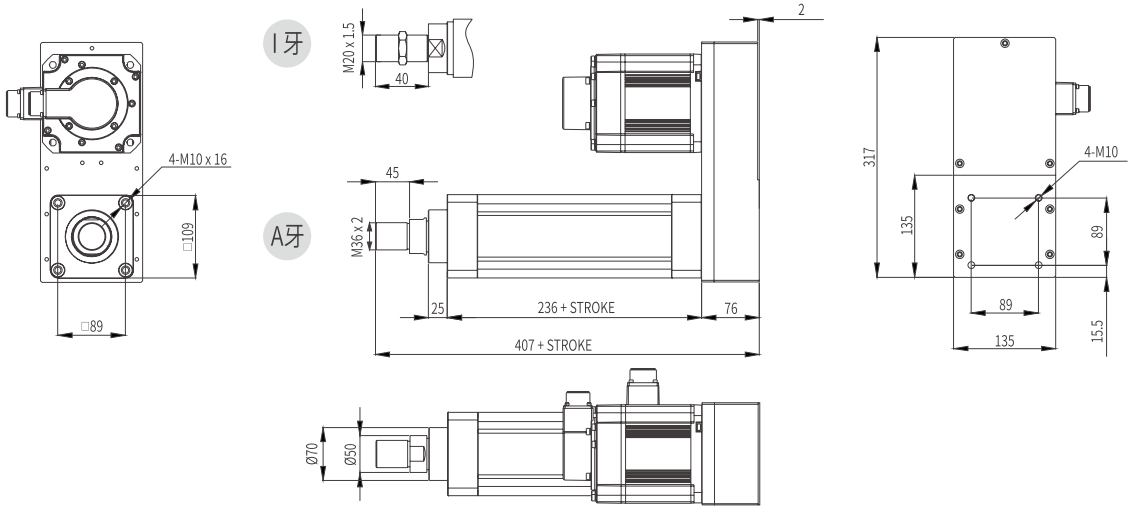

MEMO

電動缸系列

AMCP/AMCG Series

重載型活塞杆電動缸模組

HEAVY DUTY PISTON ROD ELECTRIC CYLINDER

CONTENTS

一般環境 / 螺桿式樣 Standard/Ball Screw

AMCP-100	本體寬幅 Width	138mm
	最大行程 Max.stroke	900mm
	最大負載 Max.load	3000kg
AMCG-100	本體寬幅 Width	135mm
	最大行程 Max.stroke	600mm
	最大負載 Max.load	10000kg
AMCG-125	本體寬幅 Width	165mm
	最大行程 Max.stroke	600mm
	最大負載 Max.load	15000kg
AMCG-160	本體寬幅 Width	230mm
	最大行程 Max.stroke	600mm
	最大負載 Max.load	25000kg

P 滾珠螺杆電動缸

HEAVY DUTY CYLINDER ACTUATOR BALL SCREW DRIVE

AMCP-100

此圖僅供參考，出貨規格詳見尺寸圖面

The picture is just for the reference. Please check the the actual dimensions on the drawing.

型號表示方式 Ordering Method

AMCP - 100 - L10 - 100 - D - G3 - M2.0 - A - S3 - 0000

重載型電動缸 Heavy duty electric cylinder

特注式樣 Special Order No.

行程 Stroke

50-1200mm
100間隔 100 mm Pitch

※行程50限定只能安裝2組光電。
Limitations while stroke is 50 only install 2 sets of optoelectronics.

模組寬度 Module width

100	100mm

導程 Lead

10	100mm

馬達安裝位置 Motor Position

D	直接安裝 Direct Installation	
PJ	加强底座 Reinforcement base	

減速比配置 Reducer Ratio Config.

	無 None	
4M	轉向器 Bevel Gearbox	1:2
G	減速機 Gear Reducer	1:3

馬達廠牌、功率 Motor Brand、Power Output

M	三菱 Mitsubishi	2.0	2000W
P	松下 Yaskawa	3.0	3000W
T	台達 Delta	-	-

牙型 Tooth Shape

A	M48 x2.0

開關數 Number of Sensors

S3	3 個開關 3x Sensors
Sn	n 個開關 nx Sensors

產品基本規格 Specification

馬達輸出 Motor Power (W)		2000 / 3000
額定扭矩 Torque (Nm)		9.55 / 14.3
螺桿等級 Ball Screw Level		C7轉造 C7 Rolled Ball Screw
重複定位精度 Rep. Accuracy (mm)		±0.02
活塞桿旋轉角度 Max. Piston Rod Rotate Angle		±0.3 °
搭配減速比 Reducer Ratio		1:5
螺桿規格 Ball Screw Spec.	ϕ 40	10
最大推力* Max Thrust (N)	2000W	25500
	3000W	38190
最高速度 Max. Speed (mm/s)	2000W	60
	3000W	100
最大驅動扭矩 Max. Driving Torque (Nm)		50
行程範圍 Stroke Range (mm)		50...1200

面積二次矩 2nd moment of area	L_{xx} (cm⁴)	338
	L_{yy} (cm⁴)	338
0mm行程基本重量 Basic Weight for 0mm Stroke (kg)		26
每100mm行程增加重量 Additional Weight per 100mm (kg)		5.5
光電開關 Optical Proximity Sensor		PM-L45**

光電開關接綫圖 Optiacal Proximity Sensor Wiring Diagram

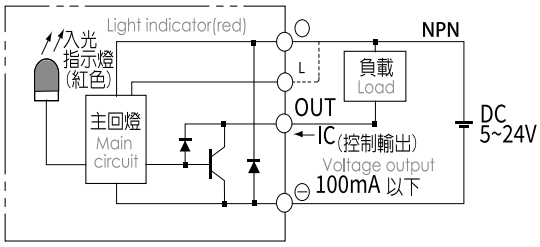

常用伺服電機尺寸參考數據 Common servo motor size reference data

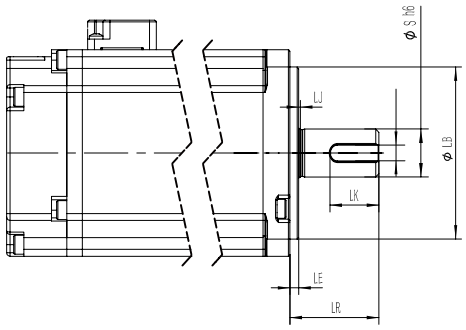

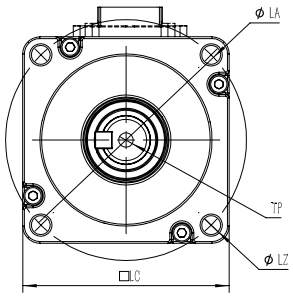

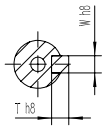

軸端帶鍵示意图

功率(W) Power Output	品牌 Motor Brand	識別代號 Identification code	S	LR	LA	W	LZ	LB	LE
2000W	三菱 Mitsubishi	M	35	79	200	10	Ø13.5	114.3	3
2000W	松下 Yaskawa	P	22	55	200	10	Ø13.5	114.3	3.2
2000W	台達 Delta	T	22	55	145	8	Ø9	110	6
3000W	三菱 Mitsubishi	M	35	79	200	10	Ø13.5	114.3	3
3000W	松下 Yaskawa	P	24	65	200	10	Ø13.5	114.3	3.2
3000W	台達 Delta	T	35	79	200	10	Ø13.5	114.3	4

基本型/馬達直接安裝
standard/motor direct installation

基本型 standard

單位 Unit: mm

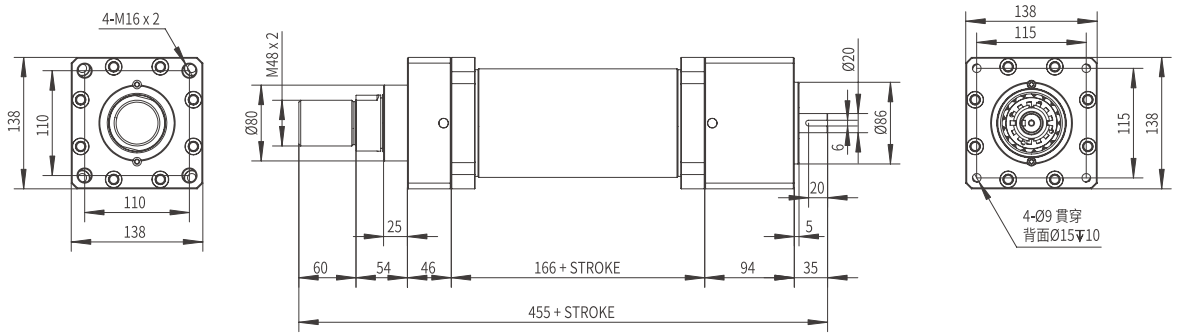

D 馬達直接安裝 motor direct installation

單位 Unit: mm

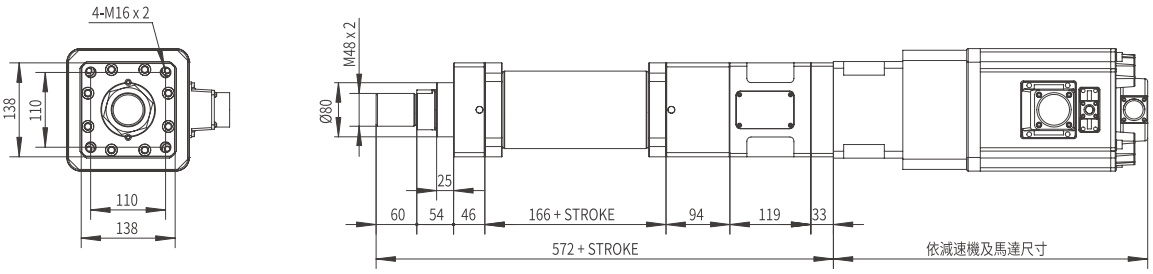

加强底座
Reinforcement base

PJ 加强底座 Reinforcement base

單位 Unit: mm

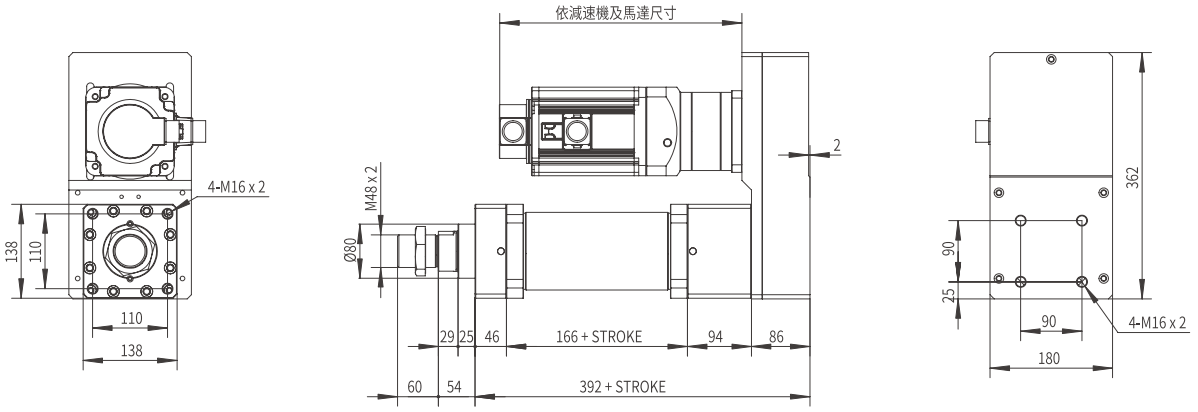

本圖面僅供參考用途，實際尺寸皆以實際提供之2D/3D圖紙為準 This drawing is for reference only. The actual dimensions are based on the actual 2D / 3D drawings provided.

G 行星滚柱螺杆電動缸

HEAVY DUTY CYLINDER ACTUATOR PLANETARY SCREW DRIVE

AMCG-100

此圖僅供參考，出貨規格詳見尺寸圖面

The picture is just for the reference. Please check the the actual dimensions on the drawing.

型號表示方式 Ordering Method

AMCG - 100 - L10 - 200 - D - G5 - M5.0 - A - S3 - 0000

重載型電動缸 Heavy duty electric cylinder

特注式樣 Special Order No.

行程 Stroke

100-600mm
50間隔 50 mm Pitch

※行程50限定只能安裝2組光電。Limitations while stroke is 50 only install 2 sets of optoelectronics.

模組寬度 Module width

100	100mm

導程 Lead

10	10mm

馬達安裝位置 Motor Position

D	直接安裝 Direct Installation
PJ	加强底座 Reinforcement base

減速比配置 Reducer Ratio Config.

無 None		
G	減速機 Gear Reducer	1:5
		1:10

馬達廠牌、功率 Motor Brand、Power Output

M	三菱 Mitsubishi	5.0	5000W

牙型 Tooth Shape

A	M48 x 2

開關數 Number of Sensors

S3	3 個開關 3x Sensors
Sn	n 個開關 nx Sensors

產品基本規格 Specification

馬達輸出 *Motor Power (W)*		5000	
額定扭矩 *Torque (Nm)*		15.9	
馬達額定轉速 *Motor Rated Speed (rpm)*		3000	
重複定位精度 *Rep. Accuracy (mm)*		±0.005	
活塞桿旋轉角度 *Max. Piston Rod Rotate Angle*		±0.3 °	
搭配減速比 *Reducer Ratio*		1:5	1:10
行星螺桿規格 *Planetary Screw Spec.*	ø30	10	
最大推力* *Max Thrust (N)*		42437	84874
最高速度 *Max. Speed (mm/s)*		100	50
行程範圍 *Stroke Range (mm)*		100...600	
最大軸向負載 *Max. Axial Load (Kg)*		10000	

最大驅動扭矩 *Max. Driving Torque (Nm)*	190
基本額定動載荷* *Basic Dynamic Load Rating (kN)*	106
基本額定靜載荷 *Basic Static Load Rating (kN)*	174
*0mm*行程基本重量 *Basic Weight for 0mm Stroke (kg)*	50.98
每*100mm*行程增加重量 *Additional Weight per 100mm (kg)*	5.13
光電開關 *Optical Proximity Sensor*	PM-L45**

光電開關接綫圖 Optiacal Proximity Sensor Wiring Diagram

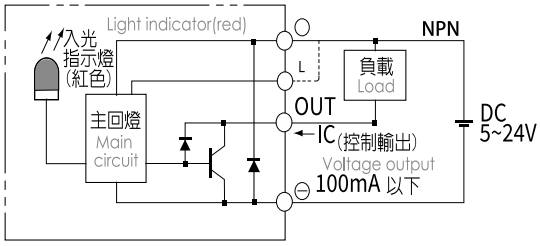

常用伺服電機尺寸參考數據 Common servo motor size reference data

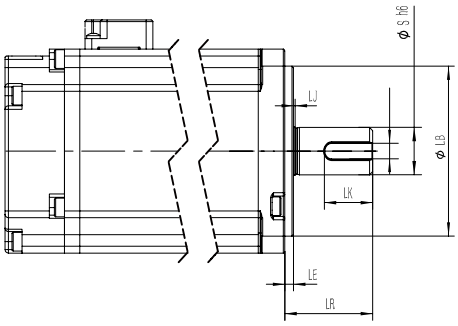

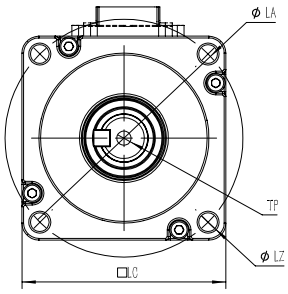

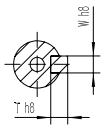

轴端带键示意图

功率(W) Power Output	品牌 Motor Brand	識別代號 Identification code	S	LR	LA	W	LZ	LB	LE
5000W	三菱 Mitsubishi	M	28	55	200	8	Ø13.5	114.3	3

基本型/馬達直接安裝
standard/motor direct installation

基本型 standard

單位 Unit: mm

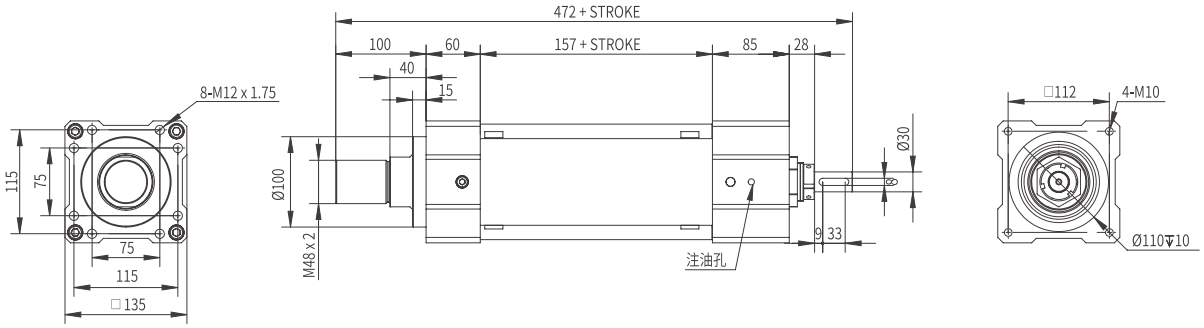

D 馬達直接安裝 motor direct installation

單位 Unit: mm

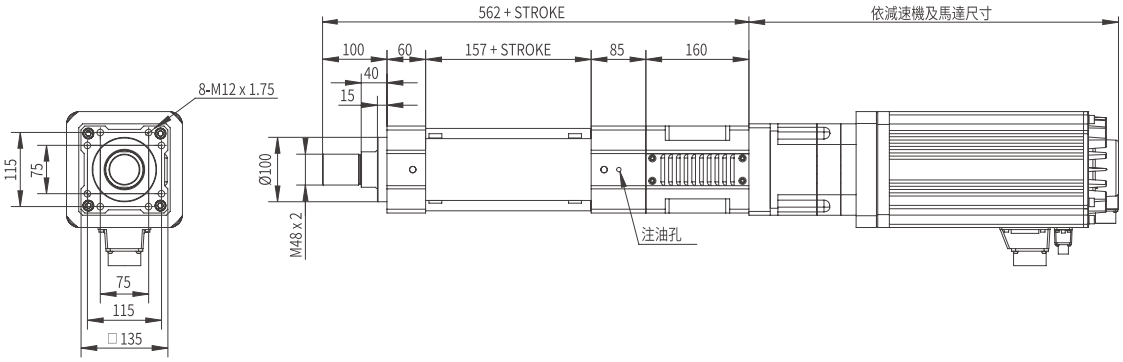

加强底座
Reinforcement base

PJ 加强底座 Reinforcement base

單位 Unit: mm

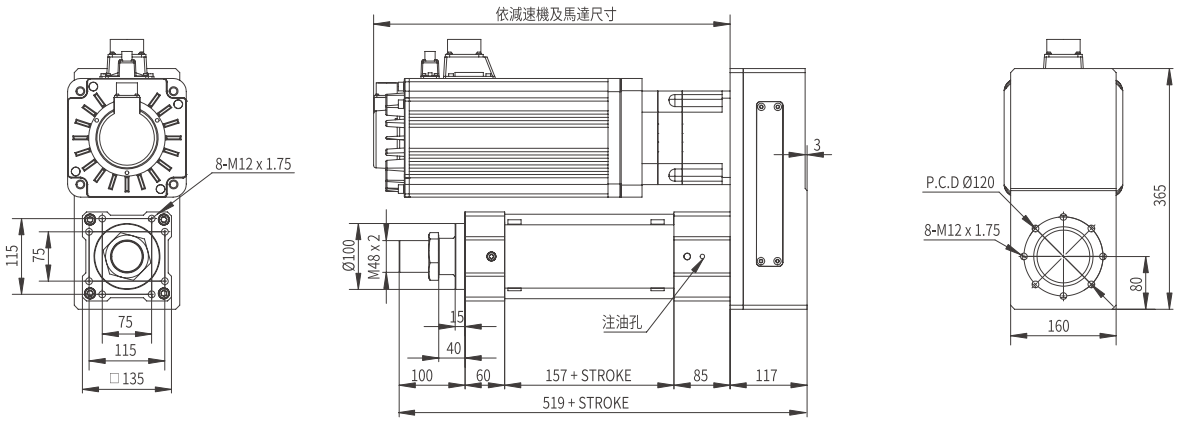

G 行星滚柱螺杆電動缸

HEAVY DUTY CYLINDER ACTUATOR PLANETARY SCREW DRIVE

AMCG-125

此圖僅供參考，出貨規格詳見尺寸圖面

The picture is just for the reference. Please check the the actual dimensions on the drawing.

型號表示方式 Ordering Method

AMCG - 125 - L10 - 200 - D - G5 - M9.0 - A - S3 - 0000

- AMCG：重載型電動缸 Heavy duty electric cylinder
- 0000：特注式樣 Special Order No.

行程 Stroke

100-600mm
50間隔 50 mm Pitch

※行程50限定只能安裝2組光電。Limitations while stroke is 50 only install 2 sets of optoelectronics.

模組寬度 Module width

125	125mm

導程 Lead

10	10mm

馬達安裝位置 Motor Position

D	直接安裝 Direct Installation
PJ	加强底座 Reinforcement base

減速比配置 Reducer Ratio Config.

無 None		
G	減速機 Gear Reducer	1:5
		1:10

馬達廠牌、功率 Motor Brand、Power Output

M	三菱 Mitsubishi	9.0	9000W

牙型 Tooth Shape

A	M64 x 2

開關數 Number of Sensors

S3	3 個開關 3x Sensors
Sn	n 個開關 nx Sensors

產品基本規格 Specification

馬達輸出 Motor Power (W)		9000	
額定扭矩 Torque (Nm)		28.6	
馬達額定轉速 Motor Rated Speed (rpm)		3000	
重複定位精度 Rep. Accuracy (mm)		±0.005	
活塞桿旋轉角度 Max. Piston Rod Rotate Angle		±0.3 °	
搭配減速比 Reducer Ratio		1:5	1:10
行星螺桿規格 Planetary Screw Spec.	ø39	10	
最大推力* Max Thrust (N)		76333	152666
最高速度 Max. Speed (mm/s)		100	50
行程範圍 Stroke Range (mm)		100...600	
最大軸向負載 Max. Axial Load (Kg)		15000	

最大驅動扭矩 Max. Driving Torque (Nm)	290
基本額定動載荷* Basic Dynamic Load Rating (kN)	153
基本額定靜載荷 Basic Static Load Rating (kN)	271
0mm行程基本重量 Basic Weight for 0mm Stroke (kg)	75.99
每100mm行程增加重量 Additional Weight per 100mm (kg)	8.4
光電開關 Optical Proximity Sensor	PM-L45**

光電開關接綫圖 Optiacal Proximity Sensor Wiring Diagram

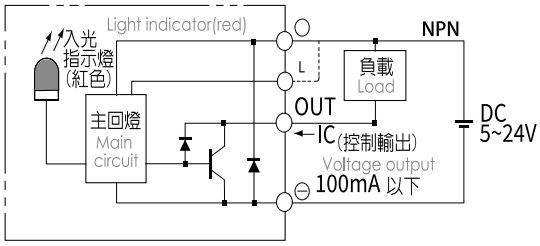

常用伺服電機尺寸參考數據 Common servo motor size reference data

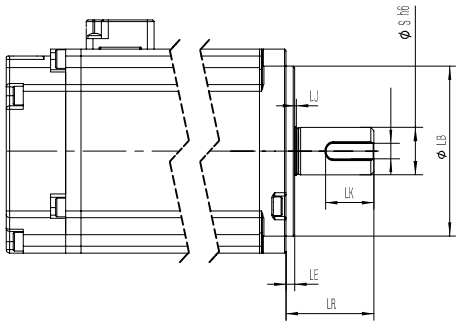

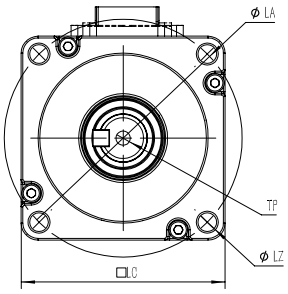

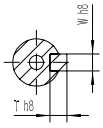

轴端带键示意图

功率(W) Power Output	品牌 Motor Brand	識別代號 Identification code	S	LR	LA	W	LZ	LB	LE
9000W	三菱 Mitsubishi	M	35	79	200	10	Ø13.5	114.3	3

基本型/馬達直接安裝
standard/motor direct installation

基本型 standard

單位 Unit: mm

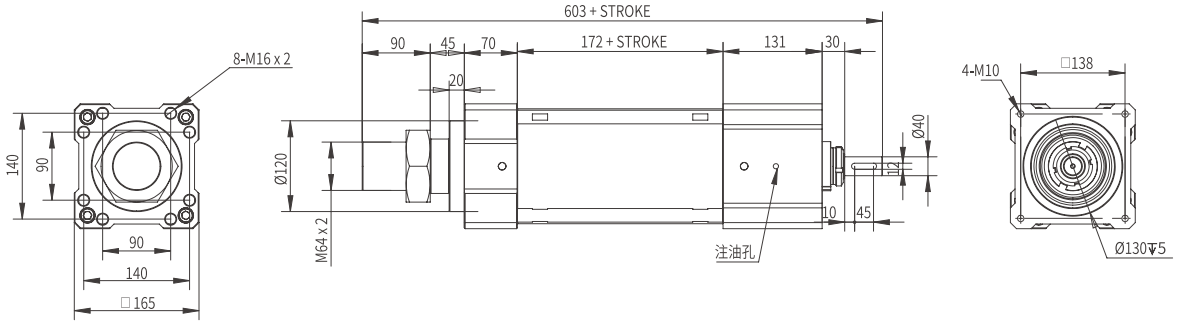

D 馬達直接安裝 motor direct installation

單位 Unit: mm

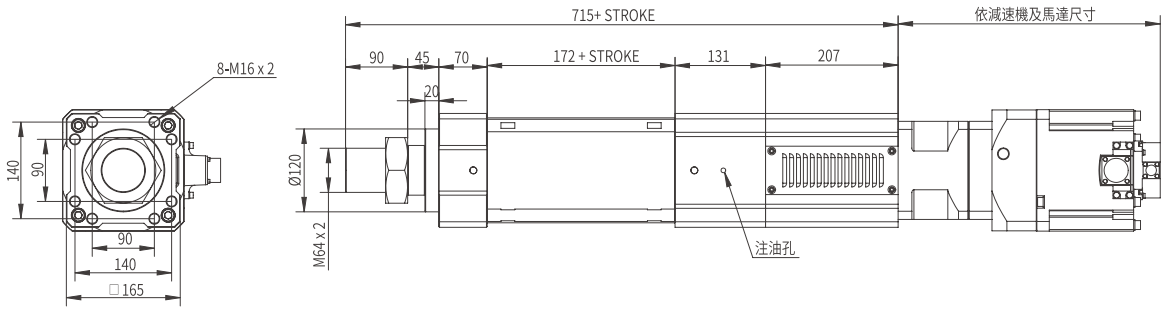

加强底座
Reinforcement base

PJ 加强底座 Reinforcement base

單位 Unit: mm

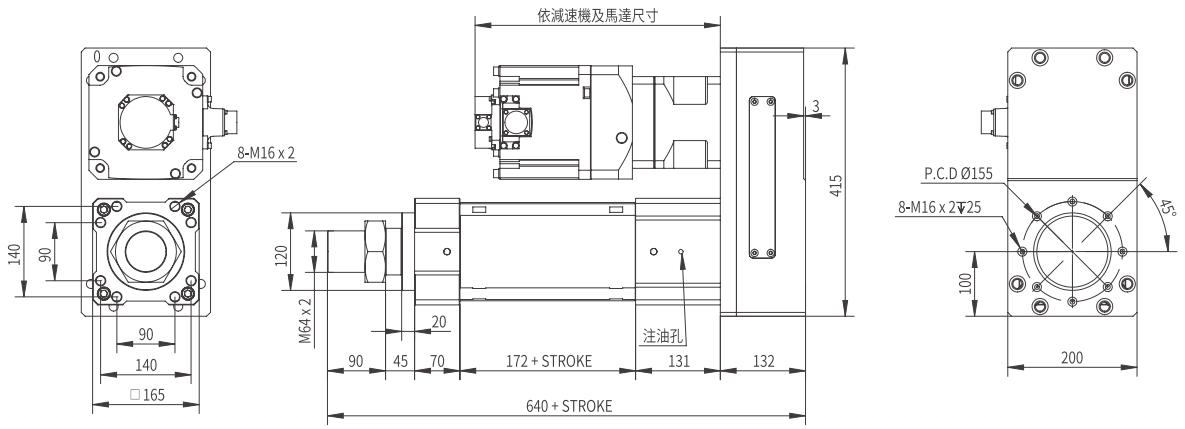

G 行星滾柱螺杆電動缸

HEAVY DUTY CYLINDER ACTUATOR PLANETARY SCREW DRIVE

AMCG-160

此圖僅供參考，出貨規格詳見尺寸圖面

The picture is just for the reference. Please check the the actual dimensions on the drawing.

型號表示方式 Ordering Method

AMCG - 160 - L15 - 200 - D - G5 - M11K - A - S3 - 0000

- AMCG：重載型電動缸 Heavy duty electric cylinder
- 0000：特注式樣 Special Order No.

行程 Stroke

100-600mm
50間隔 50 mm Pitch

※行程50限定只能安裝2組光電。Limitations while stroke is 50 only install 2 sets of optoelectronics.

模組寬度 Module width

160	160mm

導程 Lead

15	15mm

馬達安裝位置 Motor Position

D	直接安裝 Direct Installation
PJ	加強底座 Reinforcement base

減速比配置 Reducer Ratio Config.

無 None		
G	減速機 Gear Reducer	1:5
		1:10

馬達廠牌、功率 Motor Brand、Power Output

M	三菱 Mitsubishi	11K	11000W

牙型 Tooth Shape

A	M80 x 2

開關數 Number of Sensors

S3	3 個開關 3x Sensors
Sn	n 個開關 nx Sensors

產品基本規格 Specification

馬達輸出 Motor Power (W)		11000	
額定扭矩 Torque (Nm)		70	
馬達額定轉速 Motor Rated Speed (rpm)		1500	
重複定位精度 Rep. Accuracy (mm)		±0.005	
活塞桿旋轉角度 Max. Piston Rod Rotate Angle		±0.3 °	
搭配減速比 Reducer Ratio		1:5	1:10
行星螺桿規格 Planetary Screw Spec.	ø48	15	
最大推力* Max Thrust (N)		117226	234453
最高速度 Max. Speed (mm/s)		75	37.5
行程範圍 Stroke Range (mm)		100...600	
最大軸向負載 Max. Axial Load (Kg)		25000	

最大驅動扭矩 Max. Driving Torque (Nm)	470
基本額定動載荷* Basic Dynamic Load Rating (kN)	258
基本額定靜載荷 Basic Static Load Rating (kN)	486
0mm行程基本重量 Basic Weight for 0mm Stroke (kg)	177.47
每100mm行程增加重量 Additional Weight per 100mm (kg)	13.48
光電開關 Optical Proximity Sensor	PM-L45**

光電開關接綫圖 Optiacal Proximity Sensor Wiring Diagram

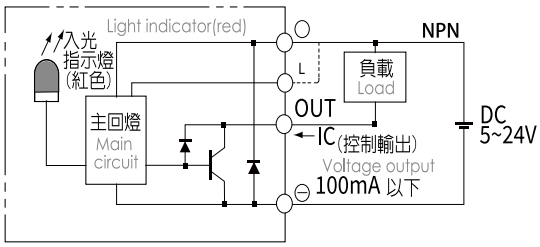

常用伺服電機尺寸參考數據 Common servo motor size reference data

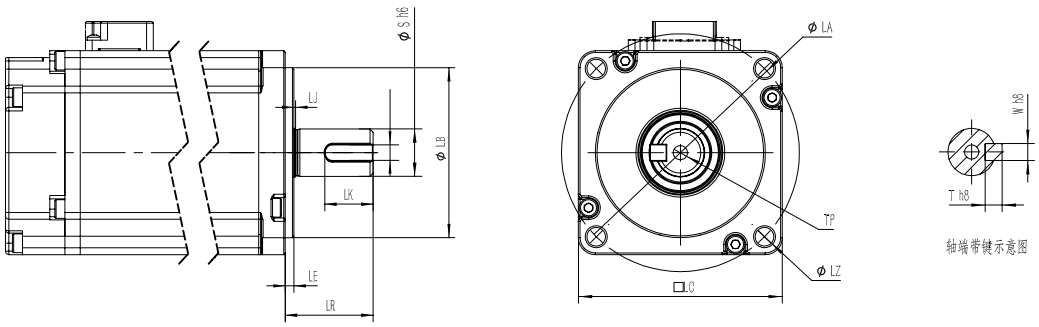

功率(W) Power Output	品牌 Motor Brand	識別代號 Identification code	S	LR	LA	W	LZ	LB	LE
11000W	三菱 Mitsubishi	M	55	116	250	16	Ø13.5	200	4

基本型/馬達直接安裝
standard/motor direct installation

基本型 standard

單位 Unit: mm

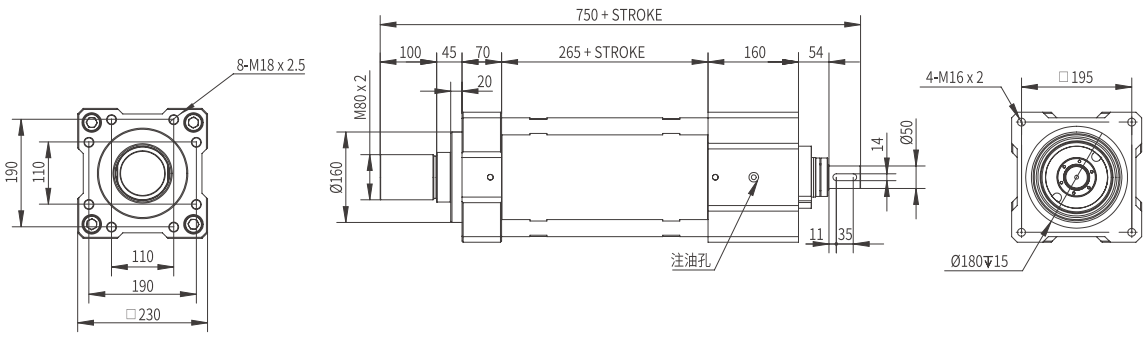

D 馬達直接安裝 motor direct installation

單位 Unit: mm

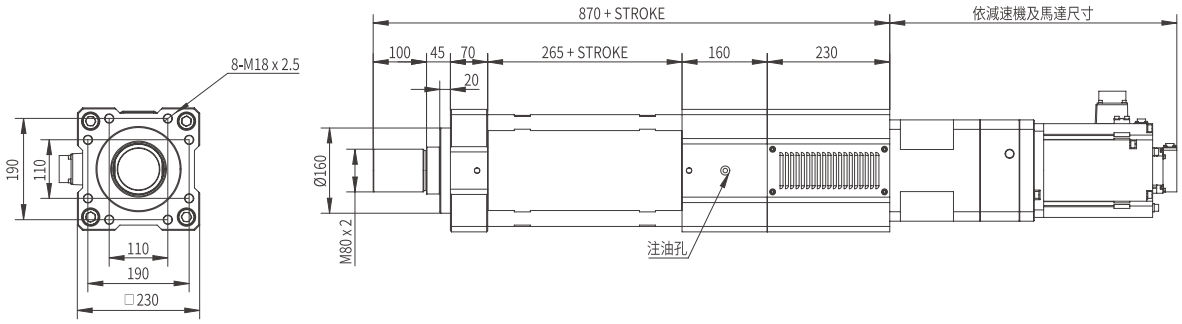

加强底座
Reinforcement base

PJ 加强底座 Reinforcement base

單位 Unit: mm

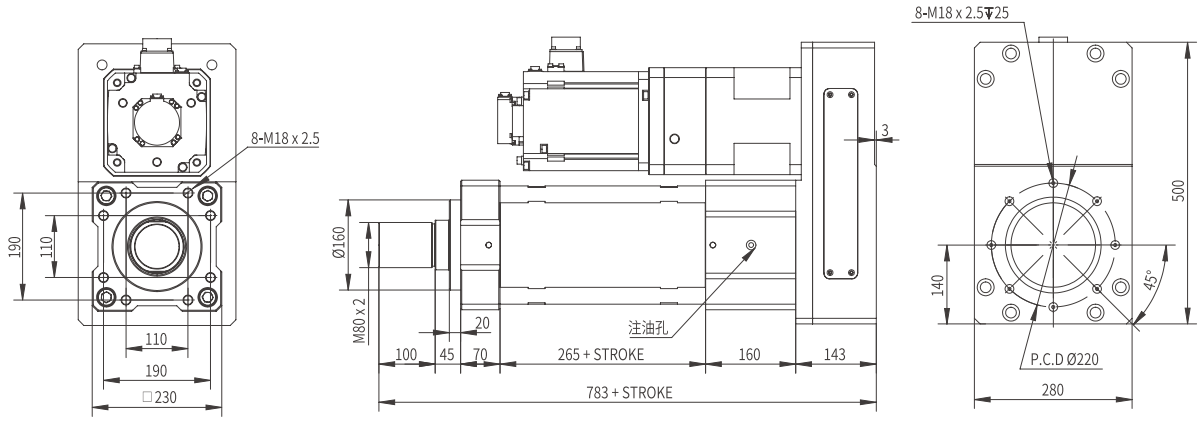

MEMO

AMCO Series

中空旋轉平台

HOLLOW ROTATING PLATFORM

CONTENTS

一般環境 / 螺桿式樣 Standard/Ball Screw

中空旋轉平台
HOLLOW ROTATING PLATFORM

AMCO-60



此圖僅供參考，出貨規格詳見尺寸圖面
The picture is just for the reference. Please check the the actual dimensions on the drawing.

型號表示方式 Ordering Method

AMCO - 60 - 5 - M100

本體型號 Model

模組寬度 Module width	
60	60mm

減速比 Reduction ratio	
5	1:5

馬達廠牌、功率 Motor Brand、Power Output			
M	三菱 Mitsubishi	100	100W

產品基本規格 Specification

馬達功率 Power Output	各品牌 50-100W 伺服馬達
旋轉平台軸承 Rotating platform bearing	交叉滾子軸承
容許轉矩 (N.m) Allowable torque	5.2
容許轉速 (rpm) Allowable speed	300(盤面)
減速比 Reduction ratio	1:05
容許軸向負載 (N) Allowable axial load	250
定位精度(arcsec) Accuracy	±15
重復定位精度(arcsec) Rep. Accuracy	±5
旋轉平台平行度 (mm) Parallelism of rotating platform	±0.003
旋轉平台同軸度 (mm) Coaxiality of rotating platform	±0.003
防護等級 (IP) Protection level	40
精度壽命(H) Accuracy life	15000
重量 (kg) Weight (kg)	1.2

AMCO-60-5 2D圖
AMCO-60-5 2D Diagram

AMCO-60-5 2D圖 AMCO-280-10 2D Diagram

單位 Unit: mm

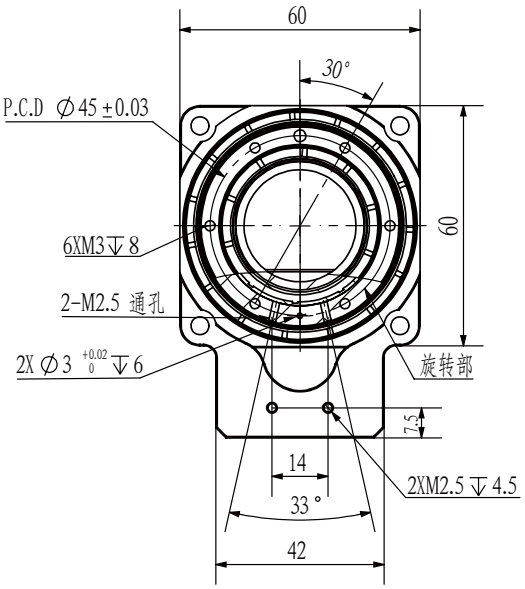

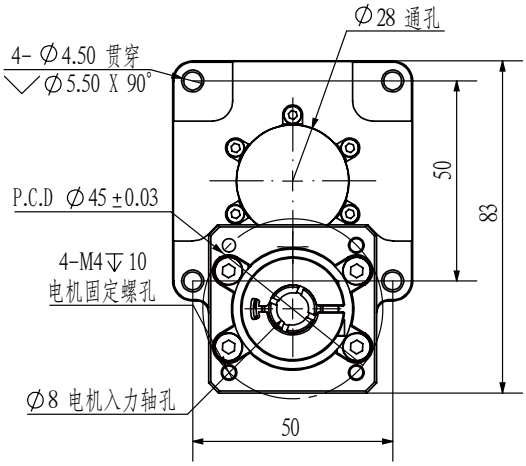

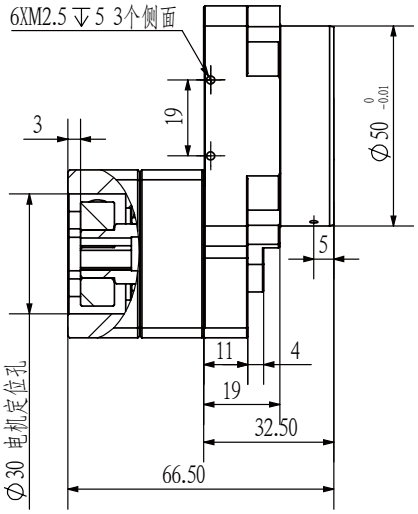

中空旋轉平台
HOLLOW ROTATING PLATFORM

AMCO-85



此圖僅供參考，出貨規格詳見尺寸圖面
The picture is just for the reference. Please check the the actual dimensions on the drawing.

型號表示方式 Ordering Method

AMCO - 85 - 10 - P400

本體型號 Model

模組寬度 Module width

85	85mm

減速比 Reduction ratio

5	1:05
10	1:10

馬達廠牌、功率 Motor Brand、Power Output

P	松下 Yaskawa	400	400W

產品基本規格 Specification

馬達功率 Power Output	各品牌 200-400W 伺服馬達	
旋轉平台軸承 Rotating platform bearing	交叉滾子軸承	
容許轉矩 (N.m) Allowable torque	8	
容許轉速 (rpm) Allowable speed	300(盤面)	
減速比 Reduction ratio	1:05	1:10
容許軸向負載 (N) Allowable axial load	500	
定位精度(arcsec) Accuracy	±15	
重復定位精度(arcsec) Rep. Accuracy	±5	
旋轉平台平行度 (mm) Parallelism of rotating platform	±0.003	
旋轉平台同軸度 (mm) Coaxiality of rotating platform	±0.005	
防護等級 (IP) Protection level	40	
精度壽命(H) Accuracy life	20000	
重量 (kg) Weight (kg)	1.8	

AMCO-85-5/AMCO-85-10 2D圖
AMCO-85-5 / AMCO-85-10 2D Diagram

AMCO-85-5 2D圖 AMCO-280-10 2D Diagram

單位 Unit: mm

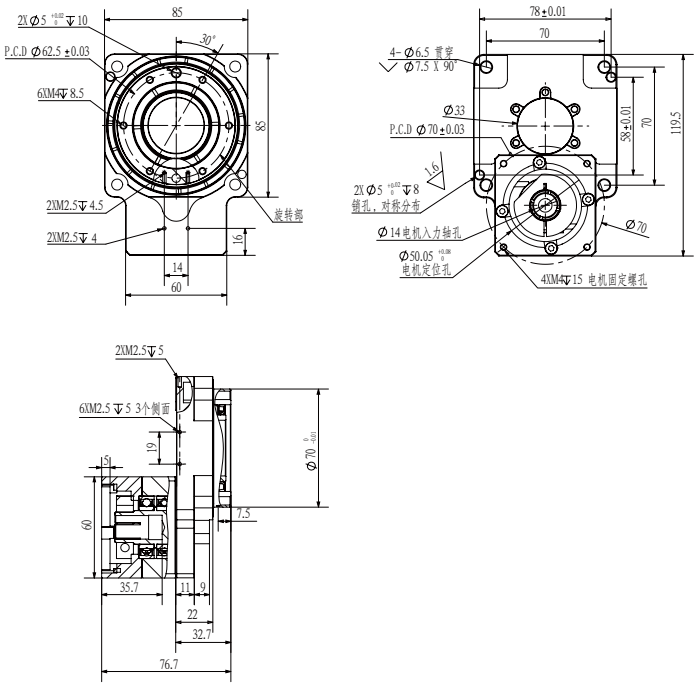

AMCO-85-10 2D圖 AMCO-280-18 2D Diagramn

單位 Unit: mm

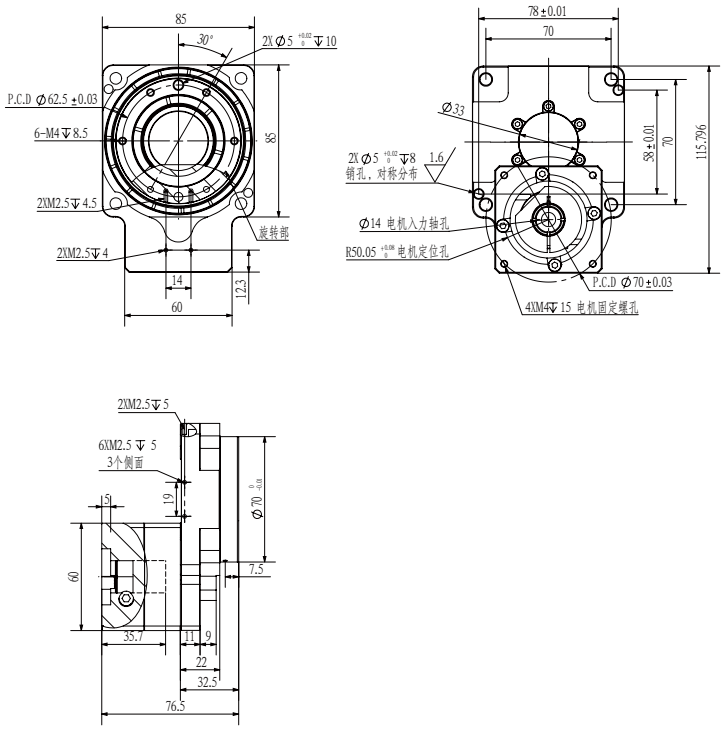

中空旋轉平台
HOLLOW ROTATING PLATFORM

AMCO-130

此圖僅供參考，出貨規格詳見尺寸圖面
The picture is just for the reference. Please check the the actual dimensions on the drawing.

型號表示方式 Ordering Method

AMCO - 130 - 18 - P400

本體型號 Model

模組寬度 Module width

130	130mm

減速比 Reduction ratio

10	1:10
18	1:18

馬達廠牌、功率 Motor Brand、Power Output

P	松下 Yaskawa	400	400W

產品基本規格 Specification

馬達功率 Power Output	各品牌 200-400W 伺服馬達	
旋轉平台軸承 Rotating platform bearing	交叉滾子軸承	
容許轉矩 (N.m) Allowable torque	32	
容許轉速 (rpm) Allowable speed	250(盤面)	
減速比 Reduction ratio	1:10	1:18
容許軸向負載 (N) Allowable axial load	2000	
定位精度(arcsec) Accuracy	±15	
重復定位精度(arcsec) Rep. Accuracy	±5	
旋轉平台平行度 (mm) Parallelism of rotating platform	±0.003	
旋轉平台同軸度 (mm) Coaxiality of rotating platform	±0.005	
防護等級 (IP) Protection level	40	
精度壽命(H) Accuracy life	20000	
重量 (kg) Weight (kg)	4	

AMCO-130-10/AMCO-130-18 2D圖

AMCO-200-10 / AMCO-200-18 2D Diagram

AMCO-130-10 2D圖 AMCO-280-10 2D Diagram

單位 Unit: mm

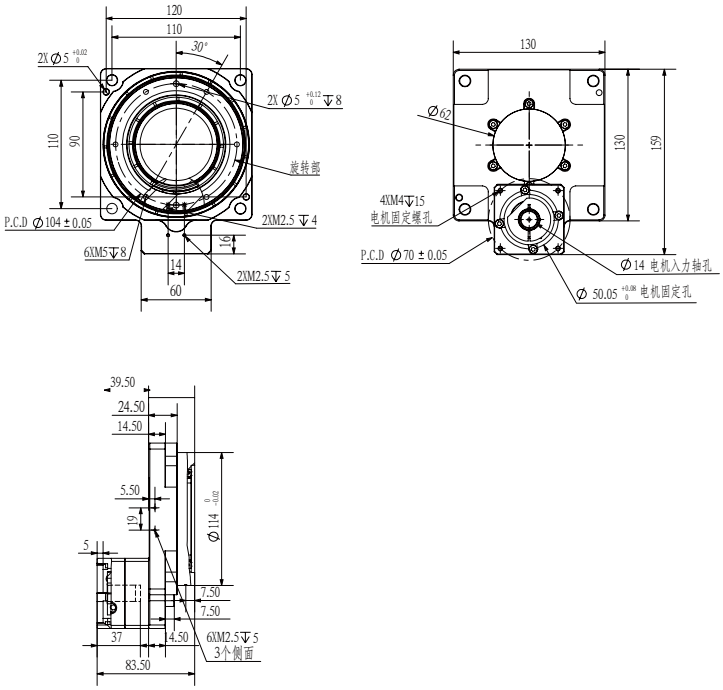

AMCO-130-18 2D圖 AMCO-280-18 2D Diagramn

單位 Unit: mm

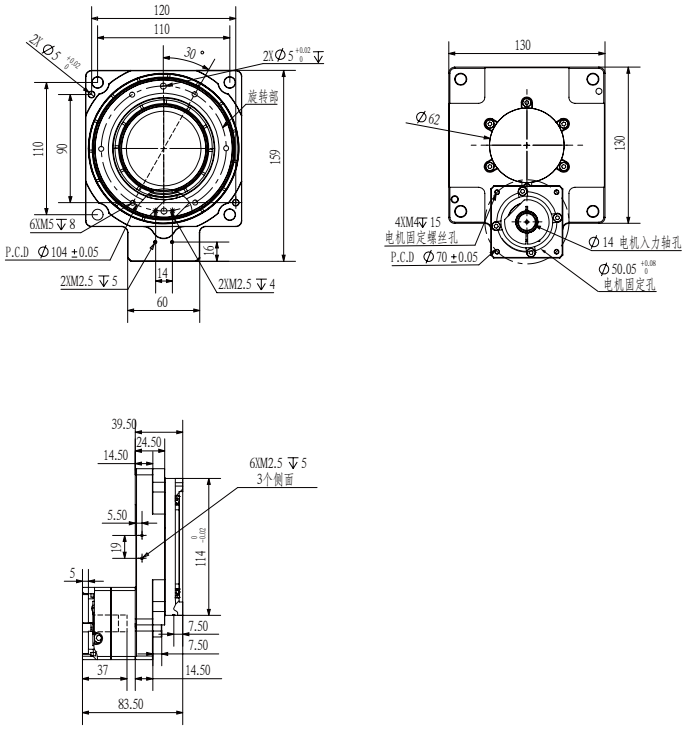

中空旋轉平台
HOLLOW ROTATING PLATFORM

AMCO-200



此圖僅供參考，出貨規格詳見尺寸圖面
The picture is just for the reference. Please check the the actual dimensions on the drawing.

型號表示方式 Ordering Method

AMCO - 200 - 18 - M750

本體型號 Model

模組寬度 Module width

200	200mm

減速比 Reduction ratio

10	1:10
18	1:18

馬達廠牌、功率 Motor Brand、Power Output

M	三菱 Mitsubishi	750	750W

產品基本規格 Specification

馬達功率 Power Output	各品牌 750W 伺服馬達	
旋轉平台軸承 Rotating platform bearing	交叉滾子軸承	
容許轉矩 (N.m) Allowable torque	65	
容許轉速 (rpm) Allowable speed	250(盤面)	
減速比 Reduction ratio	1:10	1:18
容許軸向負載 (N) Allowable axial load	4000	
定位精度(arcsec) Accuracy	±30	
重復定位精度(arcsec) Rep. Accuracy	±5	
旋轉平台平行度 (mm) Parallelism of rotating platform	±0.003	
旋轉平台同軸度 (mm) Coaxiality of rotating platform	±0.005	
防護等級 (IP) Protection level	40	
精度壽命(H) Accuracy life	20000	
重量 (kg) Weight (kg)	10	

AMCO-200-10/AMCO-200-18 2D圖
AMCO-200-10 / AMCO-200-18 2D Diagram

AMCO-200-10 2D圖 AMCO-280-10 2D Diagram

單位 Unit: mm

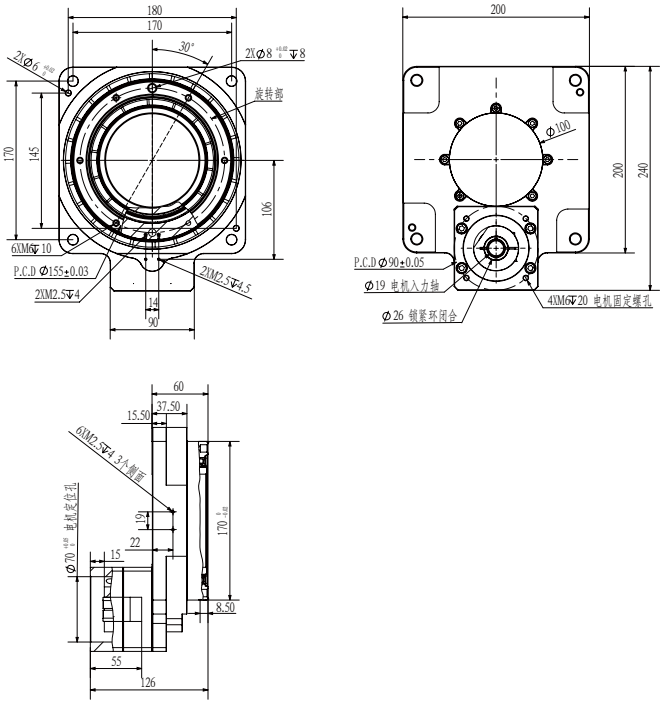

AMCO-200-18 2D圖 AMCO-280-18 2D Diagramn

單位 Unit: mm

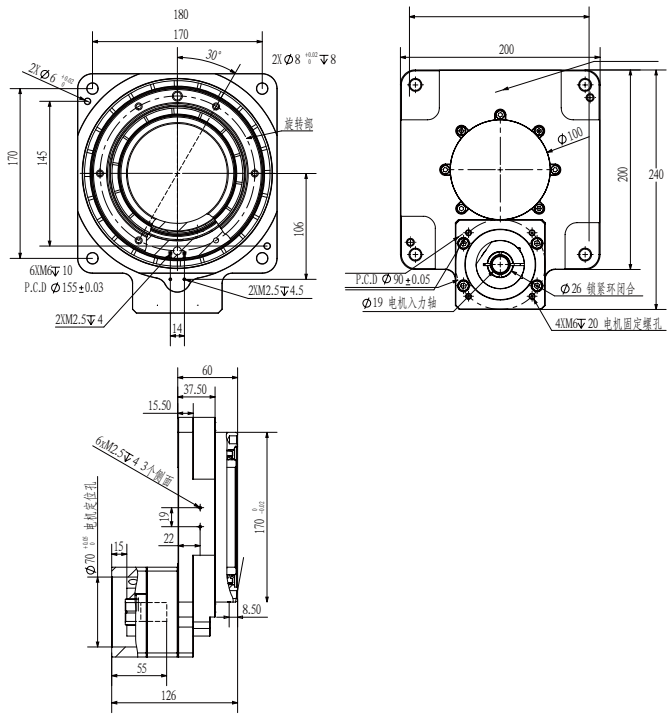

中空旋轉平台
HOLLOW ROTATING PLATFORM

AMCO-280

此圖僅供參考，出貨規格詳見尺寸圖面
The picture is just for the reference. Please check the the actual dimensions on the drawing.

型號表示方式 Ordering Method

AMCO - 280 - 10 - M1500

本體型號 Model

模組寬度 Module width

280	280mm

減速比 Reduction ratio

10	1:10
18	1:18

馬達廠牌、功率 Motor Brand、Power Output

M	三菱 Mitsubishi	1500	1500W

產品基本規格 Specification

馬達功率 Power Output	各品牌 1000W 伺服馬達	
旋轉平台軸承 Rotating platform bearing	交叉滾子軸承	
容許轉矩 (N.m) Allowable torque	86.7	
容許轉速 (rpm) Allowable speed	250(盤面)	
減速比 Reduction ratio	1:10	1:18
容許軸向負載 (N) Allowable axial load	4840	
定位精度(arcsec) Accuracy	±60	
重復定位精度(arcsec) Rep. Accuracy	±10	
旋轉平台平行度 (mm) Parallelism of rotating platform	±0.005	
旋轉平台同軸度 (mm) Coaxiality of rotating platform	±0.007	
防護等級 (IP) Protection level	40	
精度壽命(H) Accuracy life	20000	
重量 (kg) Weight (kg)	21	

AMCO-280-10/AMCO-280-18 2D圖
AMCO-280-10 / AMCO-280-18 2D Diagram

AMCO-280-10 2D圖 AMCO-280-10 2D Diagram

單位 Unit: mm

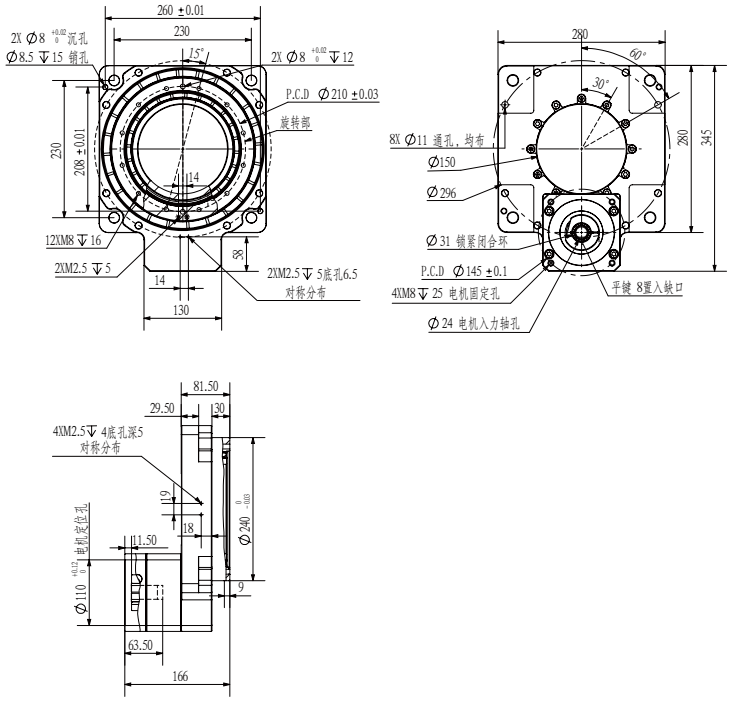

AMCO-280-18 2D圖 AMCO-280-18 2D Diagramn

單位 Unit: mm

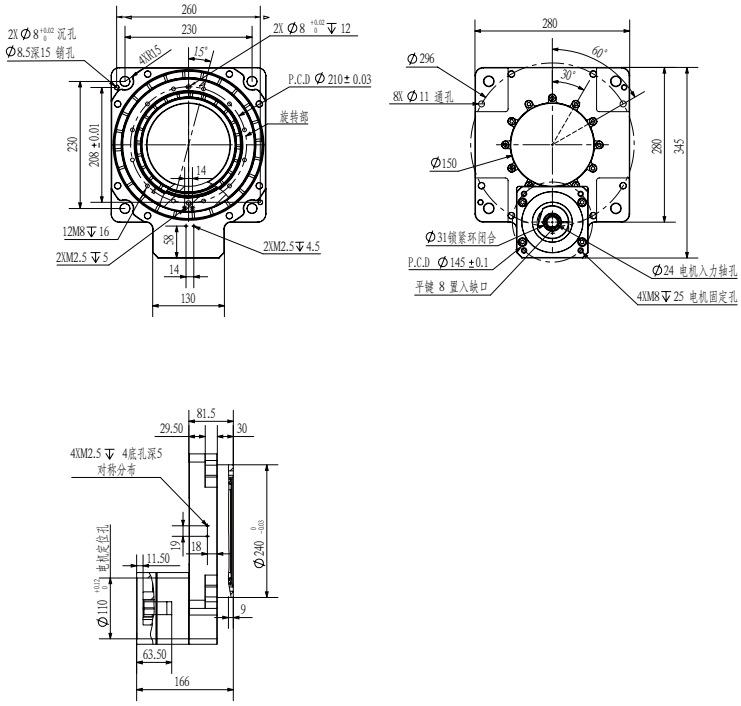

升降旋轉模組
LIFTING & ROTATING MODULE

AMCI-42

此圖僅供參考，出貨規格詳見尺寸圖面
The picture is just for the reference. Please check the the actual dimensions on the drawing.

型號表示方式 Ordering Method

AMCI - 42 - S40 - 360 - S28 - 0000

- AMCI：升降旋轉模組 Lifting & Rotating Module
- 0000：特注式樣 Special Order No.

模組寬度 Module width		行程 Stroke		旋轉角度 Rotation Angle		馬達功率 Motor Power (W)		
42	42mm	40	40mm	360	360°	S	步進 Stepper	S28

產品基本規格 Specification

型號 Model		AMCI-42
旋轉單元 Rotation Unit	旋轉角度 Rotation Angle	360°
	旋轉最高轉速 Max. Rotation Speed (rpm)	600
升降單元 Lifting Unit	升降行程 Lifting Stroke (mm)	45
	升降導程 Lifting Pitch (mm)	20
	絲桿規格 Screw Specification	1020
	升降最快運行速度 Max. Lifting Speed (mm/s)	200
兩單元馬達功率 Two Unit Motor Power (W)		42
本體升降空心軸 Body Lifting Hollow Shaft Size (mm)	外徑 Outer Diameter (mm)	Φ12
	內徑 Inside Diameter (mm)	Φ6
重復定位精度 Rep. Accuracy (mm)		±0.05
本體尺寸 Body Dimension (mm)		193x165x47
本體重量 Body Weight (kg)		3.4

28步進電機示意圖 Schematic diagram of motor

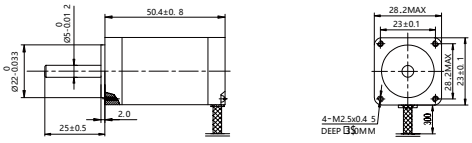

42 基本型
42 Standard

基本型 Standard

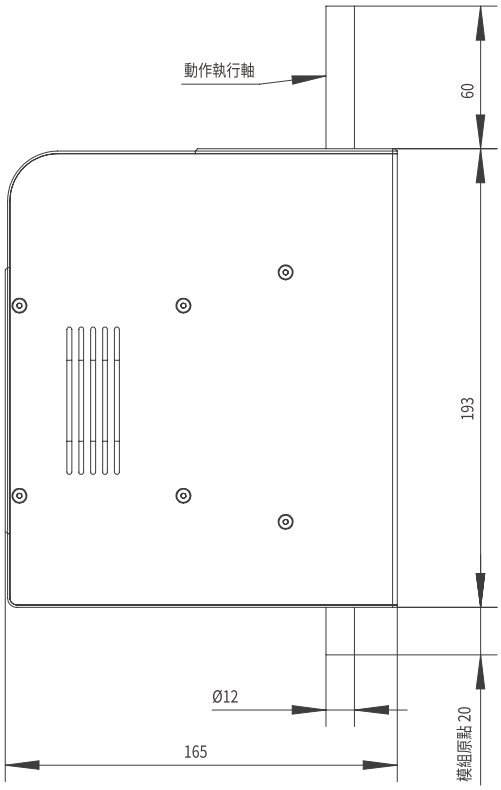

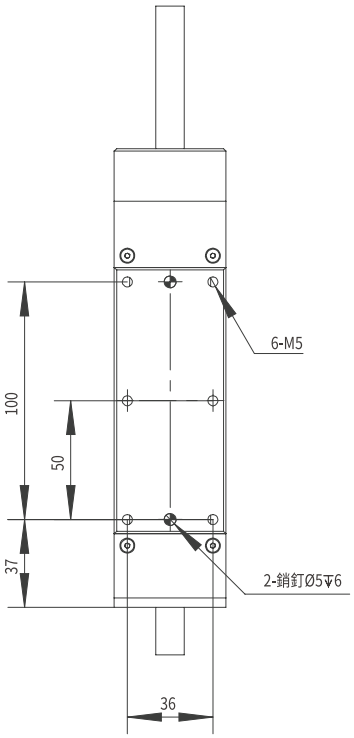

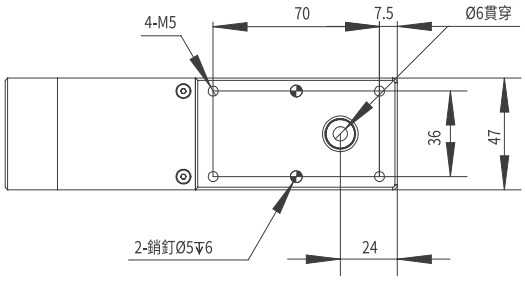

保固期限及範圍
Warranty period and scope

保固期限 Warranty Period

保固期限有以下3點，何者先到就以其作爲保固期限依據。

期限爲:

- 由本公司出廠后12個月
- 使用時間2500小時
- 運行10000公里

This warranty is effective for a period of :

- 12 months after the company leaves the factory
- 2,500 hours of actual operation whichever comes first.
- 10000 km operation

保固範圍 Warranty Scope

在保固期間，正常使用下而發生的故障，由本公司負責免費維修，但不包括以下事項:

- 外部油漆剝落及自然褪色
- 消耗品的更換。
- 地震、風暴、洪水、雷電、火災或其他自然或人禍造成的損壞
- 使用者不適當的安裝或使用
- 未經本公司同意而自行改裝
- 使用其他不是眞正或未使用指定的潤滑油和油脂
- 不完全或錯誤的維護和檢查

另本公司負責自身商品的故障維修，但並不負責因產品故障引起的其他損失。

During the warranty period, the company shall be responsible for free maintenance of faults under normal use, but the following items are not included:

- External paint peeling and natural fading
- Replacement of consumables.
- Damage due to earthquakes, stroms, floods,thunderbolt,fire or any otfer natural or man-made calamities.
- Troubles caused by procedures prohibited in this manual.
- Modifications to the robot not approced by AMC or AMC sales representatives.
- Use of any other than genuine parts and specified lubricant and grease.
- Insufficicntcy or errors in maintenance and inspection.

In addition. we response for the failure of our own goods repair, but are not responsible for other losses causeddue to

服務範圍 Service Scope

購買本公司產品，本公司提供您下列服務:

- 售前選型支持
- 指導安裝
- 指導保養維護

We provide customers with the following services :

- Pre sales model selection support
- Guide installation
- Guide maintenance

使用安全注意事項
Safety precautions for use

AMC產品使用安全注意事項:
在選定型號及使用電動滑台之前，請熟讀以下注意事項以安全、正確地使用產品。
本注意事項的目的是防止因錯誤使用電動滑台而引起傷害事故，請正確理解操作手册的各項注意事項。

Safety precautions for AMC products:
Before selecting the model and using the electric slide, please read the following precautions carefully to use the product safely and correctly.
The purpose of this note is to prevent injury accidents caused by incorrect use of the electric slide. Please correctly understand the precautions in the operation manual.

特別重要的注意事項 Special precautions

(一)自動進行時的注意 Observe the following cautions during automatic operation.

- 操作者進入電動滑台可動範圍內，爲防止在電動滑台的可動部接觸而造成受傷，請設定安全防護柵
- 在安全防護柵的入口，請設計開和急停的連鎖裝置
- 進入安全防護柵時，要按急停按鈕
- Install a safeguard (protective enclosure) to keep any person from entering within the movement range of the robot and suffering injury due to being
- Install a safety interlock that triggers emergency stop when the door or panel is opened.
- Install safeguards so that no one can enter inside except from doors or panels equipped with safety interlocks. struck by moving parts.

(二)注意手被夾 Attention to hand sandwiched.

- 操作電動滑台等時，手等不要靠近電動滑台的可動部份，請與電動滑台的可動部分保持距離。
- When operating the electric slide, please keep your hands away from the movable part of the electric slide.

(三)關于操作說明 Follow the instructions on listed on warning labels and in this manual.

- 電動滑台安裝前，必須讀操作說明，請按照上面的批示進行作業、操作。
- 本操作說明書中沒有寫安裝、調整、檢查、維護、操作等，請不要操作。
- Before installing the electric slide, you must read the operating instructions. Please follow the instructions above.
- Installation, adjustment, inspection, maintenance, operation, etc. are not specified in this operation manual. Please do not operate.

(四)禁止在可燃性氣體等環境中使用 It is prohibited to use in the environment of combustible gas

- 本電動滑台沒有防爆規格，請不要在可燃性氣體、可燃性粉末、引火性液體等環境里使用，有爆發、引火的可能性。
- This electric slide has no explosion-proof specification. Please do not use it in the environment of combustible gas, combustible powder, igniting liquid, etc. there is a possibility of explosion and ignition

(五)禁止在有電磁妨害等可能的情況下使用
Do not use the robot in locations possibly subject to electromagnetic interference, etc.

- 在有電磁妨害、靜電氣放電、無綫磁波妨害的場所，請不要使用電動滑台，電動滑台的錯誤操作會造成危險
- Please do not use the electric slide in places with electromagnetic interference, electrostatic discharge and wireless magnetic wave interference. The wrong operation of the electric slide may cause danger

(六)解除垂直規格電動滑台(上下軸)煞車時的注意情況
Precautions for releasing the brake of vertical electric sliding table (upper and lower axles)

- 解除煞車的話，有上下軸下滑的危險。
- 按急停按鈕后，解除煞車之前，請用擋塊擋住上下軸。
- 進行解除煞車直接示教時，請注意保護不要被夾在上下軸和架台之間。
- If the brake is released, the upper and lower axles may slide down.
- After pressing the emergency stop button, please block the upper and lower shafts with a stopper before releasing the brake.
- During the direct teaching of brake release, please pay attention not to be clamped between the upper and lower shafts and the stand.

(七)取出馬達時的注意點(垂直規格) Precautions when taking out the motor (vertical specification)

- 如果取出馬達的話，會有上下軸滑落的危險。
- 先切斷控制器電源，馬達取出前請用擋塊擋住上下軸。
- 請注意不要讓身體夾在上下軸驅動部及上下軸和架台之間。
- If the motor is taken out, the upper and lower shafts may slide.
- Cut off the power supply of the controller first, and block the upper and lower shafts with a stopper before taking out the motor.
- Please be careful not to clamp your body between the upper and lower shaft driving parts and the upper and lower shafts and the stand.

使用安全注意事項
Safety precautions for use

(八)處理電動滑台的損傷及異常 Handle the damage and abnormality of the electric slide

- 電動滑台有損傷及異常情況發生時，使用是危險的，請立即停止使用，並與本公司聯絡。
- 鋼帶、滾輪爲消耗品，建議一年更換一次。
- When the electric slide is damaged or abnormal, it is dangerous to use it. Please stop using it immediately and contact our company.
- The steel belt and roller are consumables. It is recommended to replace them once a year.

(九)接觸馬達及減速機箱的高温部注意點 Points for attention when contacting the high-temperature part of the motor and reducer case

自動運轉后的馬達及減速機箱將會達到高温，如果接觸的話，有可能會造成燒傷。進行接觸檢查等情況時，請先切斷控制器電源，由于温度會隨着時間下降，請在確認温度下降后再接觸。

After automatic operation, the motor and speed reduction case will reach high temperature, which may cause burns if contacted. In case of contact inspection, please cut off the power supply of the controller first. Since the temperature will drop with time, please confirm the temperature drop before contacting.

(十)禁止除去、改變及損害警告標志 No removal, alteration and damage warning signs

- 私自除去警告標記，可能會因沒有看到警告而引起事故。
- 請確保警告標記的圖案、文字從安全防護柵外可以十分明顯看到。
- If you remove the warning mark without permission, you may cause an accident because you do not see the warning.
- Please ensure that the pattern and text of the warning mark can be clearly seen from the outside of the safety barrier.

(十一)保護結合 Protection combination

- 爲了防止靜電，請務必將電動滑台和控制器接地。
- In order to prevent static electricity, be sure to ground the electric slide and the controller.

(十二)注意參數的設定 Pay attention to the setting of parameters

允許慣性因素及先端質量，請適當保持電動滑台加速度的運動。不能保持的情況下，會引起驅動部早期的壽命下降、破損及定位時殘留振動。

Inertia factor and tip mass are allowed. Please keep the acceleration motion of the electric slide properly. If it cannot be maintained, the early life of the drive unit may be reduced, damaged, and residual vibration during positioning may be caused.

電動滑臺的安全功能 Safety function of electric slide

(一)硬極限（機械擋塊） Hard limit (mechanical stop)

機械擋塊是爲了防止超越軸的可動範圍而設置的，可在切斷伺服電源高速移動時進行急停、安全功能等，機械擋塊限制的領域也可叫做可動範圍

The mechanical stop is set to prevent exceeding the movable range of the shaft. It can perform emergency stop and safety functions when the servo power is cut off and the high-speed movement. The field limited by the mechanical stop can also be called the movable range

(二)軟極限（SENSOR） Soft limit (sensor)

在設定各軸和軟極限SENSOR的狀態下，原點復歸后限制手動運轉、自動運轉時的動作範圍。另外，根據SENSOR來限制的區域叫做動作範圍

In the state of setting each axis and soft limit sensor, the action range during manual operation and automatic operation is limited after the zero point is reset. In addition, the area restricted by the sensor is called the action range

電動滑臺的安全功能 Safety function of electric slide

- 垂直規格（上下軸）是斷開伺服電源時，爲了防止滑台的下滑而附加的電磁煞車，在關閉控制器電源及接上控制器電源時，上下軸伺服斷開時，需采用煞車。
- The vertical specification (upper and lower axes) refers to the electromagnetic brake attached to prevent the sliding of the sliding table when the servo power is disconnected. When the controller power is turned off and connected to the controller power, the brake is required when the servo of the upper and lower axes is disconnected.

- 煞車釋放時垂直軸會向下滑動，而產生危險。先壓急停鈕及支撐垂直軸再松開煞車。
- When the brake is released, the vertical shaft will slide downward, causing danger. Press the emergency stop button and support the vertical shaft before releasing the brake.

- 在釋放煞車的時候，請小心不要讓身體介于垂直軸和機台之間。
- When releasing the brake, be careful not to put your body between the vertical axis and the machine bed.

- 組裝融入電動滑台的自動系統時，比起電動滑台單體而言，系統引起的危險更增多。對系統制造者而言，務必求得與各個系統相匹配的安全措施。與系統的安全措施、操作、維護等相關的，請系統制造者適當操作。
- When assembling the automatic system integrated into the electric slide, the system will cause more risks than the single electric slide. For the system manufacturer, it is necessary to find the safety measures matching with each system. For safety measures, operation and maintenance of the system, please refer to the system manufacturer for proper operation.

使用安全注意事項
Safety precautions for use

試運轉　Commissioning

進行機器人的安裝、調整、檢查、維護、修理等后，請按下列順序進行試運轉。

After the installation, adjustment, inspection, maintenance and repair of the robot, please carry out the test run in the following sequence.

(一)插入控制器電源前的確認 Confirmation before inserting controller power

1.滑台機器人是否正確安裝。
2.電氣是否正確安裝。
3.和接地等的接續是否適當。
4.和周邊滑台的接續是否適當。
5.有沒有安全防護對策（安全防護柵等）的措施。
6.設置環境是否在指定環境內。

1. Whether the slide robot is installed correctly.
2. Whether the electrical is installed correctly.
3. Whether the connection with grounding is proper.
4. Whether the connection with the surrounding sliding table is proper.
5. Whether there are safety protection measures (safety protection fence, etc.).
6. Set whether the environment is within the specified environment.

(二)插入控制器電源后確認以下事項 Confirmation before inserting controller power

1.啓動、停止、選擇模式等按鍵，是否能正常啓用。
2.通過轉動各軸，能否限制軟件極限。
3.最終的效果能否通過計划進行。
4.和最終的效果、周邊機器信號的交換是否正常。
5.緊急停止能否運行。
6.示教器及演示的功能是否正常。
7.安全防護及連接裝置功能是否能通過。
8.自動運轉時能否進行適當的動作。

1. Whether the start, stop and mode selection buttons can be enabled normally.
2. Whether the software limit can be limited by rotating each shaft.
3. Whether the final effect can be carried out through the plan.
4. Check whether the signal exchange with the final effect and surrounding machines is normal.
5. Whether the emergency stop can operate.
6. Whether the functions of the teaching pendant and the demonstration are normal.
7. Whether the functions of safety protection and connecting device can pass.
8. Whether appropriate actions can be taken during automatic operation.

自動運行　Automatic operation

(一)進行運轉前的確認 Confirm before operation

進行運行前請確認下面事項:

1.安全防護柵內沒有人。

2.手持教導器、工具等在指定的位置。

3.顯示滑台還有周邊的機器的異常，是否由燈泡等來顯示。

4.安全防護柵被設置、互鎖等功能起作用

Please confirm the following before operation:

1. There is no person in the safety fence.

2. Hand held teaching devices, tools, etc. are at the designated positions.

3. Display whether the abnormalities of the slide table and the surrounding machines are displayed by the light bulb.

4. The safety barrier is set and interlocked

(二)進行時及異常情況發生 Progress and occurrence of abnormal conditions

1)運行開始后，運行狀態、自動運行時根據指示燈來確認。

2)運行時，絕對不許進入安全防護柵內。

3)電動滑台還有周邊機器發生異常情況等，進入防護柵內時，進入前請按以下的順序

1.按緊急停止開關、電動滑台緊急停止。

2.啓動開關等表示開始作業，進行應急措施等，采取措施以防止作業員以外的人去操作電動滑台。

1) After automatic operation has started, check the operation status and warning lamp to ensure that the robot is in automatic operation.

2) Never enter the safeguard enclosure during automatic operation.

3) If an error occurs in the robot or peripheral equipment, observe the following procedure before entering the safeguard enclosure. Do not attempt any installation, adjustment, inspection or maintenance unless it is described in this manual.

1.Press the emergency stop button to set the robot to emergency stop.

2.Place a sign on the start switch, indicating that the robot is being inspected in order to keep any other person from touching the start switch and rcfarting the robot.

調整、檢查等　Adjustment and Inspection

本操作說明書里沒有寫的安裝、調整、檢查、維護等，請不要進行操作

Do not attempt any installation, adjustment, inspection or maintenance unless it is described in this manual.

修理、改造等　Repair and Modification

本操作說明書里沒有列出修理、零件的更換以及改造等。以上動作需擁有專業知識，請不要任意進行，可能會發生危險。

Repair, parts replacement and transformation are not listed in this operation manual. The above actions require professional knowledge. Please do not carry out them arbitrarily, or danger may occur.

AMC 直线模组應用需求表

客戶资料	客戶名稱	Email
	電話	傳真
基本参數	行程 mm	推力 N
	速度 mm/s	重複定位精度 mm
機械接口	安裝固定方式	☐ 前法蘭 ☐ 後法蘭 ☐ 雙側耳軸 ☐ 底座 ☐ 前後鉸接 ☐ 側面孔 ☐ 前段拉桿
	安裝方向	☐ 水平 ☐ 垂直向上 ☐ 垂直向下 ☐ 固定角度傾斜(　度) ☐ 可彎角度傾斜(　度)
	力輸出方向	☐ 拉 ☐ 壓 ☐ 雙向(拉和壓)
	伺服馬達電磁剎車	☐ 不需要 ☐ 需要
	桿端機械連接方式	☐ 內螺紋 ☐ 外螺紋 ☐ 萬向球鉸 ☐ 魚眼接頭 ☐ 浮動接頭
	外加導向機構	☐ 不需要 ☐ 需要
	接近開關	☐ 不需要 ☐ 需要(數量　個)
	外形尺寸緊湊要求	☐ 不需要 ☐ 有(軸向　mm / 截面　mm / 其他　)
	側向力	☐ 無 ☐ 有　N
	其他選項	☐ 絲桿預緊機構 ☐ 推桿缸防塵罩 ☐ 內置壓力傳感器 ☐ 手動驅動裝置 ☐ 食品級塗層 ☐ 不鏽鋼外殼 ☐ 線性位移傳感器(精度　mm / 輸出型號: ☐ 電壓、☐ 電流、☐ 數字信號) ☐ 其他
伺服馬達接口	安裝方式	☐ 直接安裝 ☐ 間接安裝
	位置反饋方式	
	指定驅動器或伺服馬達	☐ 不需要 ☐ 需要，馬達品牌:
	工作環境要求	☐ 無 ☐ 有(高/低溫　度 / 震動　g / 機械衝擊　g)
	使用頻率要求	☐ 無 ☐ 有(全週期行程　mm / 頻率　Hz / 每天運行　小時 / 每年運行　天 / 要求壽命　年)
	其他要求	

AMC 專案信息採集表

客戶资料	客戶名稱		Email
	電話		傳真
使用需求	行程 mm		負載重量 kg
	速度 mm/s		重複定位精度 mm
	偏心距	X軸: mm / Y 軸: mm / Z軸 mm	
	工作環境要求		
	直线模组安裝方式	☐ 水平 ☐ 垂直 ☐ 倒掛 ☐ 側掛	
	馬達安裝方式	☐ 直接安裝 ☐ 間接左折安裝 ☐ 間接右折安裝 ☐ 間接下折安裝	
	馬達品牌	☐ 三菱 ☐ 松下 ☐ 台達 ☐ 美杰康 ☐汇川 ☐ 步進 ☐ 其他	
	伺服馬達電磁剎車	☐ 不需要 ☐ 需要	
產品型號	台規直綫模組		
	☐ AMCS-10 ☐ AMCS-13 ☐ AMCS-14 ☐ AMCS-17 ☐ AMCS-22		
	☐ AMCS-10D ☐ AMCS-14D ☐ AMCS-17D ☐ AMCS-22D		
	☐ AMCT-10 ☐ AMCT-14 ☐ AMCT-17 ☐ AMCT-22		
	☐ AMCT-10D ☐ AMCT-14D ☐ AMCT-17D ☐ AMCT-22D		
	日規直綫模組		
	☐ AMCS-70 ☐ AMCS-100 ☐ AMCS-134 ☐ AMCS-178 ☐ AMCS-202		
	☐ AMCS-70D ☐ AMCS-100D ☐ AMCS-134D ☐ AMCS-178D ☐ AMCS-202D		
	☐ AMCT-70 ☐ AMCT-100 ☐ AMCT-134 ☐ AMCT-178 ☐ AMCT-202		
	☐ AMCT-70D ☐ AMCT-100D ☐ AMCT-134D ☐ AMCT-178D ☐ AMCT-202D		
	軌道內嵌式螺杆滑台模組		KK模組
	☐ AMCA-5 ☐ AMCA-8 ☐ AMCA-12		☐ AMCK-5002 ☐ AMCK-6005 ☐ AMCK-6010 ☐ AMCK-8610 ☐ AMCK-8620
	歐規直线模组		
	☐ AMCS-40E	☐ AMCT-40E	☐ AMCS-80i ☐ AMCS-112i
	☐ AMCT-80i ☐ AMCT-112i		☐ AMCT-80D ☐ AMCT-112D
	活塞桿直线模组		
	☐ AMCC-16 ☐ AMCC-16L ☐ AMCC-16R ☐ AMCC-25 ☐ AMCC-25L ☐ AMCC-25R ☐ AMCC-32 ☐ AMCC-32L ☐ AMCC-32R		
	☐ AMCE-40 ☐ AMCE-50 ☐ AMCE-63 ☐ AMCE-80 ☐ AMCE-100		
	滚動螺杆電動缸		
	☐ AMCP-100		
	☐ AMCG-100 ☐ AMCG-125 ☐ AMCG-160		
	中空旋转平台		
	☐ AMCO-60 ☐ AMCO-85 ☐ AMCO-130 ☐ AMCO-200 ☐ AMCO-280		
	減速機		
	☐ AMCI-42		

AMC 模組方案信息採集表

客戶资料	客戶名稱	Email
	電話	傳真
客戶需求	X軸行程 mm	X軸型號
	Y軸行程 mm	Y軸型號
	Z軸行程 mm	Z軸型號
	運行速度 mm/s	負載 kg
	重複定位精度 mm	使用環境 □ 無塵 □ 普通 □ 惡劣
	備註(其他要求)	

模組組合方式

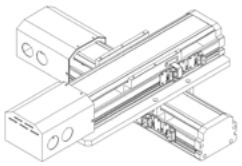

□ 2 軸十字形

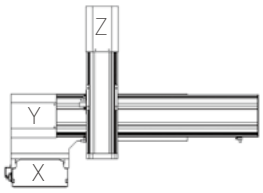

X/Y/Z 軸命名規則

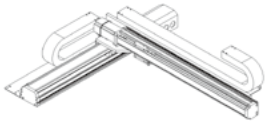

□ 2 軸懸臂型

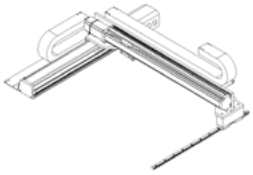

□ 2 軸龍門輔軌



□ 2 軸龍門假軌

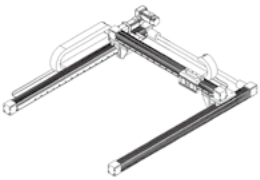

□ 2 軸龍門同動

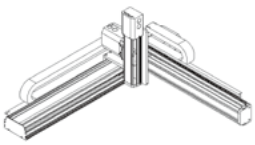

□ 3 軸懸臂型

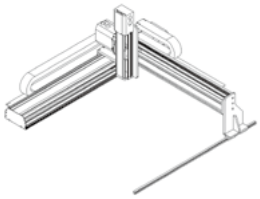

□ 3 軸龍門輔軌

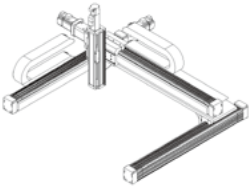

□ 3 軸龍門假軌

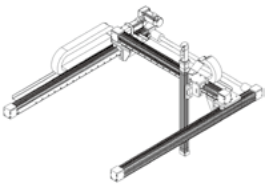

□ 3 軸龍門同動

AMC 同動機構方案信息採集表

客戶资料	客戶名稱	Email
	電話	傳真
客戶需求	機構形式 ☐ 活塞桿升降機構 ☐ 滑台升降機構 ☐ 其他	
	運動方式 ☐ 單軸升降 ☐ 兩軸同動 ☐ 四軸同動 ☐ 其他	
	升降機構中心	
	馬達功率 w	馬達品牌
	加裝剎車 ☐ 不需要 ☐ 需要	重複定位精度 mm
	升降行程 mm	機構負載 kg
	橫向跨距 mm	縱向跨距 mm
活塞桿 升降機構 示意圖	 單軸升降	 兩軸同動	 四軸同動
滑台 升降機構 示意圖	 單軸升降	 兩軸同動	 四軸同動

微信扫一扫关注
“AMC天幕智研”

代理商 DISTRIBUTION

深圳市天幕智能設備有限公司

SHENZHEN TIANMU INTELLIGENT EQUIPMENT CO., LTD

深圳市光明區馬田街道合水口社區佳樂科技工業園二期廠房B棟9樓
9th floor, building B, Jiale science and Technology Industrial Park,
heshuikou community, Matian street, Guangming District, Shenzhen

TEL : 0755-21061282 FAX : 0755-21061283

URL : www.amcplus.cn E-mail : Info@amcplus.cn

TM.CAT.00.001.2241